

**A** Precision 2" Nom. Swage Press for the production of hose assemblies of all types.

Designed specifically for high production work with rapid operation with a large reservoir for continuous use.

The press is of a design with a large aperture enabling optional Die Sets to 3" hose of light construction. The Die Sets used are those of a popular European "Pin" design.

- **2" 4 Wire Hydraulic Hose Capability**
- **3" 2 Wire Hydraulic Hose Capability**
- **Dies with Colour Coding**
- **Large Aperture**
- **400 VAC 3 Phase Supply**
- **Automatic Motor Control**
- **Standard swaging range 16 to 78mm diam.**  
**Extended swaging range 6.5 to 100mm diam.**
- **UL and CE approvals**

**Dynamic:**

Nom. Size (Hydraulic Hose Size Inches).....	2
Die Set Size (mm nom.).....	50-XX
Swaging Range (mm with Std. Die Set).....	16 to 78
(mm with Optional Dies).....	6.5 to 100
Max. Die Set Opening (mm + Die Set Size).....	34
Radial Swaging Force (kN).....	2200
Cycle Speed (Full Stroke-Complete Cycle sec.).....	18

**Physical:**

Dimensions (Plan mm x mm x Height mm).....	600 x 420 x 600
Weight (Without Dies & Oil kg).....	178
Shipping Space (m x m x m).....	0.308
Shipping Weight (kg).....	210
Crate Size (Plan m x m x Height m).....	0.72 x 0.55 x 0.78

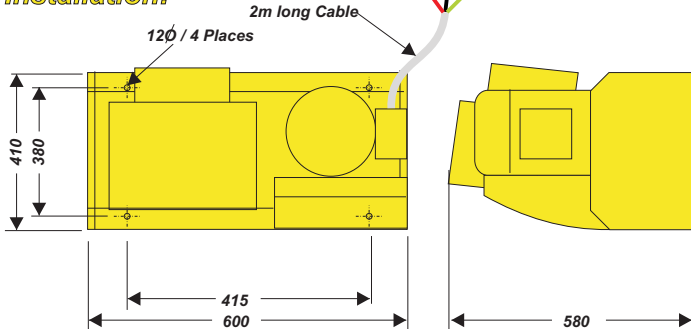
**Electrical:**

Supply (Volts / Amps).....	400 / 12
Phase (No.).....	3
Power (kW).....	4
Electric Motor Speed (RPM @ 50 Hz).....	1,440
Control Power ( Volts ).....	24 VDC

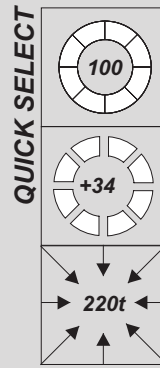
**Hydraulic:**

Rated Pressure (bar).....	300
Pump Flowrate (l/min)(No Load).....	11.5
Reservoir Capacity (litres).....	40
Filtration (um).....	10

**Installation:**



Specifications May Change Without Notice  
All Dimensions in Millimeters.

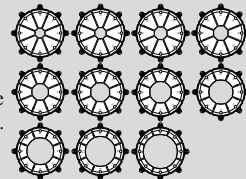


CS150/400CS Version Shown.

**Options:**

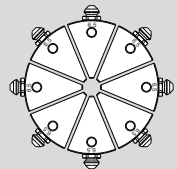
**CS50SDS Standard Die Set**

11 Die Sets supplied as a package to allow infinite swaging between 16 to 78mm finished swage size. Each Die Set is supplied in a container that will provide for automatic charging of the CS50QCT Quick Change Tool.



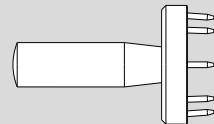
**50- Extended Range & Special Profile**

The Extended Range of Die Sets Available are as follows:  
 50-6.5.....6.5 to 8mm finished swage.  
 50-8.....8 to 10mm finished swage.  
 50-10.....10 to 12mm finished swage.  
 50-12.....12 to 14mm finished swage.  
 50-14.....14 to 16mm finished swage.  
 50-76.....76 to 84mm finished swage.  
 32-84.....84 to 90mm finished swage.  
 32-90.....90 to 100mm finished swage.  
 or consult your Dealer for special profile.



**CS50QCT Quick Change Tool**

The Quick Change Tool provides for changing of the Dies in a full arrangement on a loaded magnetic tool. The Swage Press is equipped with a Over-Ride Button that allows free movement of the head to facilitate the installation and removal of the die sets.



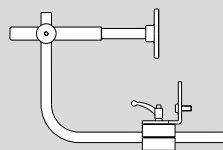
**CSFP Foot Pedal**

The Foot Pedal allows the operator to have his hands free while operating the press. It also provides for the press to go into "Fully Automatic" mode with Auto Retract to a specified Open Diameter set on the control panel. Provides for fast/repetitive operation.



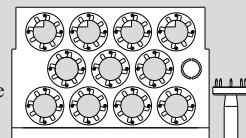
**CS150DS Depth Stop**

The Depth Stop provides Quick Exact positioning of the hose assembly. Excellent for high volume/repetitive work. It has a Pneumatic Spring which allows for length growth during the swaging process without damage to the coupling.



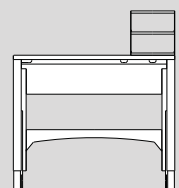
**CS50QCR Quick Change Rack**

The CS50QCR Quick Change Rack can be mounted against the wall or bolted into the CS-CAPRI Height Adjustable Stand. It has 11 rosettes in which to stock your 50 Type Die Sets as well as a position to locate the CS50QCT Quick Change Tool.  
1 x CS50QCT Quick Change Tool included.



**CS-CAPRI Height Adjustable Stand**

The CS-CAPRI Height Adjustable Stand allows the Swage Press to be mounted at the most ergonomic height in relation to operator height. The Stand also accepts the CS50QCR Quick Change Rack and CS50QCT Quick Change Tool to complete the package. A Shelving Unit is also supplied to store various items.



Adelaide 08 8228 2411 • Sydney 02 8814 2100  
 Newcastle 02 4964 2123 • Brisbane 07 3022 3700 • Emerald 07 4988  
 1800 Mackay 07 4952 4056 • Melbourne 03 8793 6400  
 Laverton 03 9371 9000 • Perth 08 6216 4600 • Tasmania 03 6427 0908