

A Precision 2" Nom. Swage Press for the production of hose assemblies of all types.
 Designed specifically for Mobile Hose Trucks with 24VDC supply and anti-spill reservoir breather.
 The press has a Patented "Clover Leaf" profile enabling extremely high radial force with high rigidity. The Die Sets used are those of a popular European "Pin" design.

- 2" 6 Wire Hydraulic Hose Capability
- 3" 4 Wire Hydraulic Hose Capability
- Dies with Colour Coding
- "Clover Leaf" Patent applied
- 24VDC Supply
- Automatic Motor Control
- Standard swaging range 16 to 78mm diam.
Extended swaging range 6.5 to 100mm diam.
- UL and CE approvals

Dynamic:

Nom. Size (Hydraulic Hose Size Inches).....	2
Die Set Size (mm nom.).....	50-XX
Swaging Range (mm with Std. Die Set).....	16 to 78
(mm with Optional Dies).....	6.5 to 100
Max. Die Set Opening (mm + Die Set Size).....	50
Radial Swaging Force (kN).....	4,300
Cycle Speed (Full Stroke-Complete Cycle sec.).....	22

Physical:

Dimensions (Plan mm x mm x Height mm).....	600 x 420 x 630
Weight (Without Dies & Oil kg).....	200
Shipping Space (m x m x m).....	0.308
Shipping Weight (kg).....	250
Crate Size (Plan m x m x Height m).....	0.72 x 0.55 x 0.78

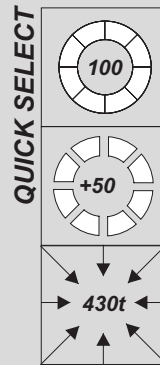
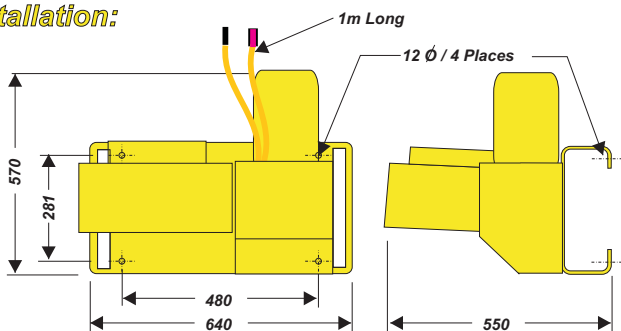
Electrical:

Supply (Volts / Amps).....	24 VDC / 150
Power (kW).....	1.5
Control Power (Volts).....	24 VDC

Hydraulic:

Rated Pressure (bar).....	300
Pump Flowrate (l/min)(No Load).....	12.0
Reservoir Capacity (litres).....	10
Filtration (um).....	100

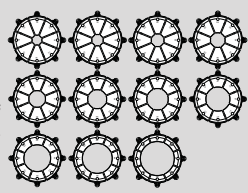
Installation:



Options:

CS50SDS Standard Die Set

11 Die Sets supplied as a package to allow infinite swaging between 16 to 78mm finished swage size. Each Die Set is supplied in a container that will provide for automatic charging of the CS50QCT Quick Change Tool.

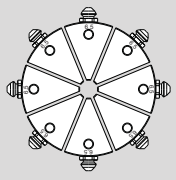


50- Extended Range & Special Profile

The Extended Range of Die Sets Available are as follows:

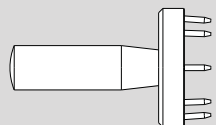
50-6.5.....	6.5 to 8mm finished swage.
50-8.....	8 to 10mm finished swage.
50-10.....	10 to 12mm finished swage.
50-12.....	12 to 14mm finished swage.
50-14.....	14 to 16mm finished swage.
50-76.....	76 to 84mm finished swage.
32-84.....	84 to 90mm finished swage.
32-90.....	90 to 100mm finished swage.

or consult your Dealer for special profile.




CS50QCT Quick Change Tool

The Quick Change Tool provides for changing of the Dies in a full arrangement on a loaded magnetic tool. The Swage Press is equipped with a Over-Ride Button that allows free movement of the head to facilitate the installation and removal of the die sets.



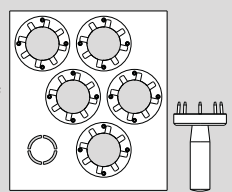
CSAR Access Rail

The CS250/24M is bolted to the top of the CSAR Access Rail. It provides for 600mm of slide movement. Because the press is positioned sideways on the rail, when slid out it positions the press as to allow access to the rear to facilitate easy operation. The CSAR is equipped with end of stroke locks and an Interlock contact switch.



CS50-DUPLO Die & Tool Rack

The CS50-DUPLO is bolted on top of the CSAR Access Rail, behind the swage press. It is a double sided "A-Frame" style unit incorporating 11 Die Rosettes & 1 Quick Change Tool storage bin. This arrangement move out with the Swage Press on the Access Rail to facilitate easy & quick Die changes. 1 x CS50QCT Quick Change Tool included.



CSB24 Battery & Isolator Switch

The Deep draw battery is charged from the main truck battery at a controlled rate by a specially sized +ve wire (supplied). This ensures the truck battery is not discharged and allows the Swage Press to operate at full voltage and amperage without the running the truck engine. For safety, the Isolator disconnects power to the press while driving. An extra tapping for Hose Saw is supplied.

Specifications May Change Without Notice
 All Dimensions in Millimeters.