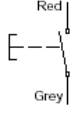

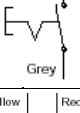
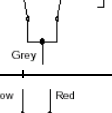
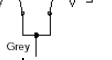


CONTROLLER HANDLES

Series 10

Part No.	Type	Electrical Circuit	Style	Function	Number of Positions	Button Control
AL14/M10X250 AL14/M12X250	W	N/A	MOULDED	NONE	N/A	N/A
AL15/M10X250 AL15/M12X250		PUSH BUTTON	ON/OFF	2	SPRING RETURN	
AL18/M10X250 AL18/M12X250		PROTECTED PUSH BUTTON	ON/OFF	2	SPRING RETURN	
AL16/M10X250 AL16/M12X250		ROCKER	ON/OFF	2	DETENT	
AL17/M10X250 AL17/M12X250		ROCKER	ON/OFF/ON	3	SPRING RETURN	
AL19/M10X250 AL19/M12X250		ROCKER	ON/OFF/ON	3	DETENT	

