


COMPLETE HYDRAULIC SOLUTIONS

PRODUCT GUIDE

November 2024



FLUID CONNECTORS



Adelaide 08 8228 2455	Brisbane 07 3022 3700	Emerald 07 4988 1800	Laverton 03 9371 9000	Mackay 07 4847 8800
Melbourne 03 8793 6400	Newcastle 02 4033 6900	Perth 08 6216 4600	Sydney 02 8814 2100	Tasmania 03 6423 9900



www.southcott.com.au
SAFETY+QUALITY+RELIABILITY

Important Warnings and Cautions

WARNINGS:

Do not mix and match products.

The mixing of product brands in hose assemblies is not recommended.

Hydraulic hose from one supplier has seldom been verified by testing with fittings from another. Performance capabilities of such mixed assemblies will therefore be unpredictable and are not guaranteed by either supplier.

Hose coupling specifications and published assembly instructions are not necessarily valid in these instances. It is the hose assembler's responsibility to consult with suppliers before intermixing hose and end fittings.

Similarly, assembly equipment is not usually interchangeable and it is the fabricator's responsibility to consult with the manufacturer for the correct equipment.

Always follow the manufacturer's instructions for correct preparation and fabrication of CHILD-GATES hose assemblies.

The welding of any CHILD fitting, including weld-on, salvage, lifesaver or any other components should only be carried out by suitably qualified personnel.

The company does not warrant the performance of such fittings or products, once welded (except by the company, its servants or its selling agents). These welded products should be tested and proved fit for the use intended. Not testing, not proving, faulty fabrication or faulty welding may result in an unsatisfactory or even dangerous product.

BE AWARE THAT:

Hydraulic fluid under pressure can be potentially dangerous!

An explosive burst or stream of escaping fluid can cause damage to equipment or serious injury to persons nearby.

Highly pressurised fluid escaping from a small pinhole can be almost invisible, and yet exert extreme force capable of penetrating the skin and other tissues, causing possible severe injury.

Pressurised fluids, if released uncontrolled, can exert a tremendous explosive force.

Hot fluids or chemicals can cause severe burns.

Some fluids are highly flammable.

CAUTIONS:

Working Pressures for Hose Assemblies

Since many factors influence the pressure at which a hydraulic system will or will not perform satisfactorily, stated maximum hose working pressures should not be exceeded.

For any severe applications it is recommended sufficient testing be conducted and reviewed by both the hose assembler and the machine manufacturer to assure performance levels will be safe and satisfactory.

While all care has been taken to ensure that information contained in this catalogue is true and correct at the time of publication, Southcott Hydraulics gives no warranty or assurance, and makes no representation as to the accuracy of any information or advice contained in this catalogue, or that it is suitable for your intended application.

Fluid Connectors Product Guide

Contents



Nomographic Chart (Flow).....	II
Oil Flow Capacity Of Hose & Tubing	III
MegaSys Constant Pressure Hoses	IV
Characteristics Of Hose Stock Types.....	VII
Coupling End Style Nomenclatures.....	IX

SECTION 1:	HYDRAULIC HOSE	1
	Ultra High Pressure	1.7
	Extremely High Pressure	1.8
	High Pressure	1.12
	Medium Pressure.....	1.27
	Fire Suppressant	1.33
	Fleet Applications	1.34
	Thermoplastic	1.39
	Low Pressure, Transfer & Suction	1.47
	Refrigerant	1.51
	Industrial	1.52
	Marine.....	1.53
	Automotive & Fuel Line	1.54
	Air & Multi-Purpose	1.57
	Stainless Steel	1.60
	Hose Accessories & Protection	1.61
SECTION 2:	FIELD-ATTACHABLE COUPLINGS	2
	Field-Fit	2.4
	Lock-On	2.12
	Clamp-On	2.14
SECTION 3:	PERMANENT CRIMP COUPLINGS	3
	Super-Crimp Two-Piece Couplings (S-Series).....	3.6
	Ezi-Crimp One-Piece Couplings (E-Series).....	3.15
	MegaCrimp One-Piece Couplings (G-Series).....	3.17
	Global-Crimp Two-Piece Couplings (GS & GSP)	3.23
	Global-Crimp GSM One-Piece Couplings (GSM-Series)	3.29
	Vacu-Crimp One-Piece Couplings	3.32
SECTION 4:	ADAPTORS	4
SECTION 5:	ACCESSORIES.....	5
	Quick Release Couplings	5.5
	MultiFaster.....	5.12
	Porta-Power Hoses	5.14
	Flange Blocks, Split Clamps & Bolt Kits	5.16
	Swivel Joints.....	5.25
	Rotary Couplings	5.28
	Ball Valves & Check Valves.....	5.29
	Pressure Gauges	5.31
	Test Points	5.32
	Hydraulic Tube	5.34
	Compression Fittings	5.35
	Tube & Hose Clamps	5.36
SECTION 5:	EQUIPMENT	6
	Crimpers.....	6.2
	Cut Off Saws.....	6.7
	Heat Seal Unit	6.7

Nomographic Chart (Flow)

Flow Capacity of Hose Assemblies at Recommended Flow Velocities



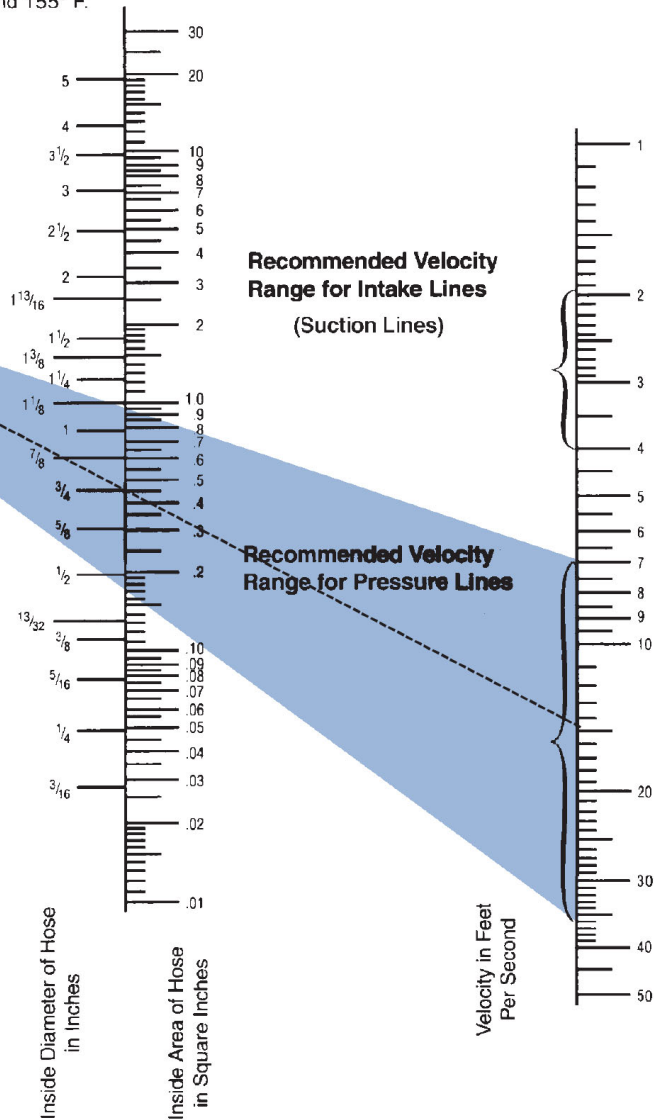
Based on Formula:

$$\text{Area (Sq.In.)} = \frac{0.321 \times (\text{GPM})}{\text{Velocity (Ft./Sec.)}}$$

Example: To determine the I.D. needed to transport 20 Gallons Per Minute (GPM) fluid volume...

Draw a straight line from 20 GPM on the left to maximum recommended velocity for pressure lines. The line intersects with the middle vertical column indicating a 3/4" I.D. (-12) hose. This is the smallest hose that should be used.

Recommendations are for oils having a maximum viscosity of 315 S.S.U. at 100° F, operating at temperatures between 65° F and 155° F.



OIL FLOW CAPACITY OF HOSE AND TUBING

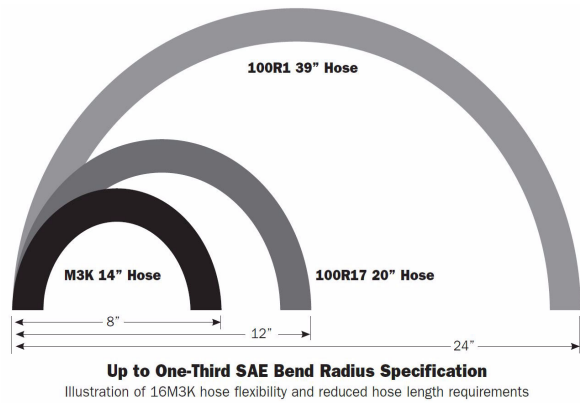
INSIDE DIAMETER	SUCTION LINES (-0.25 TO 0 BAR)		HIGH EFFICIENCY LINES (0 TO 35 BAR)		CONTINUOUS RUN LINES (36 TO 207 BAR)		INTERMITTENT RUN LINES (208 BAR & ABOVE)	
	1.2m/sec	4ft/sec	3m/sec	10ft/sec	4.5m/sec	15ft/sec	6.1m/sec	20ft/sec
	L/min	US GPM	L/min	US GPM	L/min	US GPM	L/min	US GPM
1/4"	2.3	0.6	5.7	1.5	9	2.3	11	3
5/16"	3.8	1	9	2.4	14	3.6	18	4.8
3/8"	5.3	1.4	13	3.4	19	5	27	7
1/2"	9.5	2.5	23	6	34	9	45	12
5/8"	15	3.8	38	10	53	14	72	19
3/4"	21	5.5	53	14	79	21	106	28
7/8"	28	7.5	72	19	107	28	142	37
1"	38	10	85	25	140	37	185	49
1-1/4"	57	15	144	38	216	57	231	61
1-1/2"	83	22	209	55	314	83	416	110
1-3/4"	114	30	285	75	426	112	570	150
2"	148	39	371	97	556	147	742	196
2-1/2"	231	61	579	153	870	230	1158	306
3"	333	88	832	220	1249	330	1669	441

MegaSys® Constant Pressure Hoses

Isobaric Hoses

The MegaSys® line consists of constant pressure spiral-wire and wire-braid hoses that can be bent up to one-third SAE specifications.

- Simplifies hose selection with constant pressure ratings
- Bends up to 1/3rd SAE bend radius specifications
- Saves overall hose assembly length
- Facilitates easier routing in tight applications
- Requires fewer bent tube fittings
- Eases installation with higher flexibility
- Lowers inventory requirements
- Extends life in bending/flexing applications
- Available with abrasion-resistant XtraTuff™ or MegaTuff® cover
- Reduces costs by as much as 64%



MegaSys® Wire-Braid (Constant Pressure Hoses)

M3K, M4K, M5K and M6K Hoses

- Each hose features a constant working pressure
- Two braids of high-tensile steel wire (one braid in M3K -3, -4, -5, -6 and -8)
- Nitrile tube for use with biodegradable hydraulic fluids
- Tested to industry-leading 600,000 cycles
- Temperature range -40°F to +212°F (-40°C to +100°C)
- Available with abrasion-resistant XtraTuff® or MegaTuff® covers
- "H" versions -40°F to +250°F (-40°C to +121°C)
- "L" versions -70°F to +212°F (-57°C to +100°C)

MegaSys Hose Pressure Color Key

3000 psi	M3K/EFQ3K
4000 psi	M4K/EFQ4K
5000 psi	M5K/EFQ5K
6000 psi	M6K/EFQ6K
8000 psi	G8K

MegaSys® Spiral-Wire (Constant Pressure Hoses)

EFQ3K, EFQ4K, EFQ5K, EFQ6K and G8K Hoses

- Each hose features a constant working pressure
- Four alternating layers (six in some larger sizes) of spiralled, high-tensile steel
- Nitrile tube for use with biodegradable hydraulic fluids (Polychloroprene for G8K)
- Tested to industry-leading 1,000,000 impulse cycles
- Temperature range -40°F to +250°F (-40°C to +121°C)
- Available with abrasion-resistant XtraTuff® or MegaTuff® covers
- "L" versions -70°F to +212°F (-57°C to +100°C)

MegaSys Hose Pressure Color Key

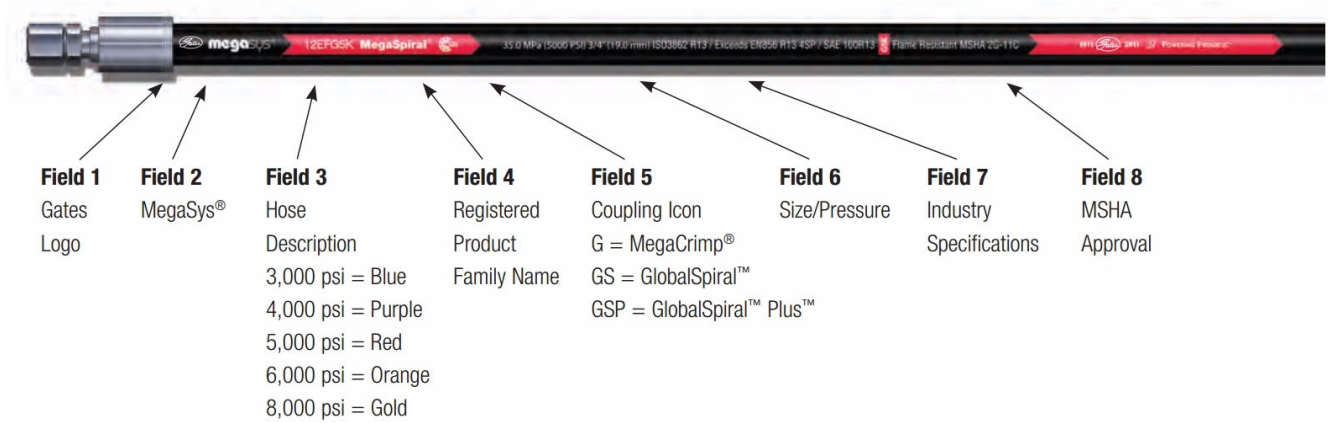
3000 psi	M3K/EFQ3K *
4000 psi	M4K/EFQ4K
5000 psi	M5K/EFQ5K
6000 psi	M6K/EFQ6K

* M3K working pressure = 3250 psi

MegaSys® Constant Pressure Hoses

Isobaric Hoses

These laylines are used exclusively on MegaSys® hoses. Distinctive design and pressure colour coding make MegaSys® hoses easy to identify in stock or in service.



MegaTuff® and XtraTuff™ Covers

Nothing is harder on hydraulic hose covers than constant abrasion. Rubbed against metal or other hose, most standard hydraulic hoses - even ones with spring guards or nylon sleeving - can't take the punishment.

MegaTuff® covers: 300x more protection than standard hose covering

Gates MegaTuff® hoses are exceptionally resistant to abrasion thanks to a special cover construction and compounding that uses high-performance engineered plastics in an innovative manufacturing process. Also, the specially bonded cover stays put. It won't peel as do some competitive hose covers. MegaTuff® hoses maintain their flexibility and minimum bend radius. They are resistant to oil, ozone and UV rays and have been tested to 1,000,000 impulse cycles without failure. These tough hoses are ideally suited to harsh underground mining conditions.

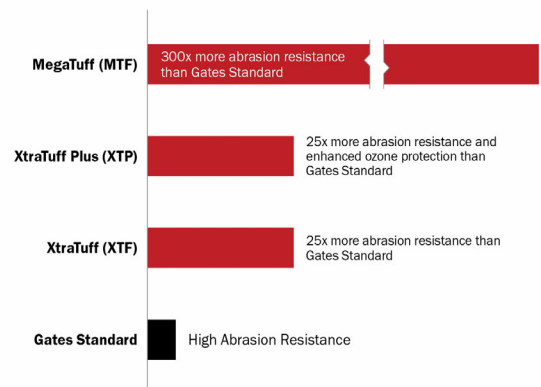
XtraTuff™ covers: 25x more protection than standard hose covering

Made of special hybrid compounds, Gates XtraTuff™ covers offer 25x the abrasion resistance of standard cover hydraulic hose, increasing service life, lowering maintenance and eliminating the need for costly hose protectors like spring guards and nylon sleeves. XtraTuff™ hose is versatile, flexible and easy to manage. With pressure ratings up to 5,000psi (35MPa) these hoses will outperform anything the competition has to offer.

XtraTuff™ Plus covers: All the protection of XtraTuff™, plus:

- Enhanced ozone protection - ideal for equipment operating outdoors
- Delivers exceptional durability, even at elevated temperatures (121°C/250°F operating environments)
- Smooth cover - easier to route
- No impact to flexibility
- Chloroprene free

ABRASION RESISTANCE COMPARISON



MegaSys® Size/Pressure Matrix

Isobaric Hoses

Gates revolutionised hose selection with the introduction of MegaSys hoses. Use the charts below for easy hose selection. Just find the required pressure and the chart will show you which hose meets that pressure in the applicable size.

SAE Specifications (Chart colors do not correspond to MegaSys hose color key system)

I.D.	-4	-5	-6	-8	-10	-12	-16	-20	-24	-32
3000 psi	M3K*	M3K*	M3K*	M3K*	M3K*	M3K*	M3K*	EFG3K	EFG3K	EFG3K
4000 psi	M4K**	M4K**	M4K**/EFG4K	M4K**/EFG4K	M4K**/EFG4K	M4K**/EFG4K	EFG4K	EFG4K		
5000 psi	M5K	M5K	M5K	M5K/EFG5K	EFG5K	EFG5K	EFG5K	EFG5K	EFG5K	EFG5K
6000 psi	M6K		EFG6K	EFG6K	EFG6K	EFG6K	EFG6K	EFG6K	EFG6K	EFG6K
8000 psi						G8K	G8K			

■ Exceeds SAE 100R1 ■ Exceeds SAE 100R12 *M3K Exceeds SAE 100R17
■ Exceeds SAE 100R2 ■ Exceeds SAE 100R13 **M4K Exceeds SAE 100R19
■ Exceeds SAE 100R15

European Norm (EN) Specifications (Chart colors do not correspond to MegaSys hose color key system)

I.D.	04	05	06	08	10	12	16	20	24	32
210bar/3K	M3K	M3K	M3K	M3K	M3K	M3K	M3K	EFG3K	EFG3K	EFG3K
280bar/4K	M4K	M4K	M4K/EFG4K	M4K/EFG4K	M4K/EFG4K	M4K/EFG4K	EFG4K	EFG4K		
350bar/5K	M5K	M5K	M5K	M5K/EFG5K	EFG5K	EFG5K	EFG5K	EFG5K	EFG5K	EFG5K
420bar/6K	M6K		EFG6K	EFG6K	EFG6K	EFG6K	EFG6K	EFG6K		
560bar/8K						G8K	G8K			

■ Exceeds 1SN/1SC ■ Exceeds 4SP
■ Exceeds 2SN/2SC ■ Exceeds 4SH

ISO18752 is the international standard specifying requirements for nine classes, four grades and seven types of wire - or textile reinforced hydraulic hoses and hose assemblies of nominal sizes. Each class has a single maximum working pressure for all sizes.

The MegaSys product exceeds the SAE and EN specifications and are aligned and exceed the performance matrix requirements of ISO18752.

PSI	18752 ISO A	18752 ISO B	18752 ISO C	18752 ISO D
3000 PSI	M3K	M3K	M3KH	EFG3K
4000 PSI	M4K	M4K	M4KH	EFG4K
5000 PSI	M5K	M5K	EFG5K	EFG5K
6000 PSI	M6K	M6K	EFG6K	EFG6K*

*12 only, other sizes under qualification

NB: Data provided may have changed. Always refer to the product manufacturer's technical catalogue for current information.

GATES® XPIRAL™ REINFORCEMENT TECHNOLOGY

Gates® continue to push materials science, process technologies and design innovations to deliver a wire reinforcement capable of high-pressure hydraulics in some of the most demanding hydraulic applications.

Innovative Xpiral™ construction enables weight savings and flexibility without compromising performance.

XPIRAL™	TRADITIONAL WIRE SPIRAL
Next-generation Nitrile Tube	Nitrile Tube
4-spiral wire plies wrapped in alternating directions	4-spiral wire plies wrapped in alternating directions
Flexibility from woven spiral	Layered spiral
Next-generation Nitrile XtraTuff™ Plus cover with abrasion and ozone resistance	Chloroprene cover
Smooth cover	Wrapped cover
Impulse tested at 133% of working pressure	Impulse tested at 12-% working pressure
Operating Temperatures: -40°C to 121°C (-40°F to 250°F)	Operating Temperatures: -40°C to 121°C (-40°F to 250°F)
Capable of 1M impulse cycle performance	Capable of 1M impulse cycle performance



Xpiral™ technology allows for higher density than traditional spiral reinforcement and delivers:

- Same Performance
- Smaller Package
- Lower Weight
- More Flexibility

TEMPERATURE LIMITS FOR GATES HYDRAULIC HOSE

Caution: Water, water/oil emulsions and water/glycol solutions must be kept below the temperatures listed in the table opposite, relative to line pressures.

The fluid manufacturer’s recommended maximum operating temperature for any given fluid must not be exceeded. If different to the above listed hose temperatures, the lower limit must take precedence. See the Gates Hydraulic Hose Catalogue for further information.

DO NOT expose hose to maximum temperature and maximum working pressure at the same time.

Hose	Pressure Lines	Return Lines
G8K, EFG6K, EFG5K, EFG4K, EFG3K, G2, G2L, M2T®, M6K, M5K, M4K, M3K, RFS, RLA, C5C, C5E, LOC, LOL	+93°C (+200°F)	+82°C (+180°F)
G2H, G1H, MegaTech® Line, G2XH, C5D, G3H, GTH, G4H, GMV, RLC, TR500, M3KH, M4KH, MXG™4K, MXG™5K, MXT™-XTP	+107°C (+225°F)	+82°C (+180°F)

GATES® MXG™ HYDRAULIC HOSE WITH XTRATUFF™ PLUS COVER

HIGH-PRESSURE PERFORMANCE DEFINED

Built with our proprietary Xpiral™ process technology, MegaSys™ MXG™ hose is lightweight, highly flexible and qualified to ONE MILLION impulse cycles. The XtraTuff™ Plus abrasion-resistant cover offers improved ozone resistance, withstanding operating temperatures up to 121°C and delivers exceptional durability to power your most demanding fluid power applications.

FEATURES & BENEFITS:

- Proprietary application of materials science and processing technology
- Exceeds performance criteria of:
 - MXG™ 4K:** ISO 18752 280DC, SAE 100R12, EN856 R12 and ISO 3862 R12; size -16 also rated for EN 856 4SP. For inventory consolidation, also exceeds SAE 100R19
 - MXG™ 5K:** ISO 18752 350DC, SAE 100R13, EN856 R13, and ISO 3862 R13; sizes -10, -12 and -16 also rated for EN856 4SP
- 1,000,000 cycle impulse life exceeds industry standards (2x spiral and 5x wire braid standards) with Gates® GlobalSpiral™ couplings
- **MXG™ 4K:** Impulse tested to the same parameters as Gates EFG4K spiral hose (pressure, temperature and bend radius)
- Compact construction with excellent flexibility and lower force-to-bend for faster and more ergonomic installation
- Lighter weight for easier handling and installation (**MXG™ 4K** 30% lighter, **MXG™ 5K** 20%)
- Gates® XtraTuff™ Plus cover comes standard on MXG™ hose, providing abrasion and ozone resistance
- Utilises Gates® GlobalSpiral™ couplings compatible with Gates® crimpers.
MXG™ 4K & MXG™ 5K with XtraTuff™ Plus cover has ABS, DNV, MSHA and MDG41 FRAS certification



GATES® MXT™ HYDRAULIC HOSE WITH XTRATUFF™ PLUS COVER

DESIGNED TO DELIVER OPTIMISED PERFORMANCE AND EXTRAORDINARY DURABILITY

MXT™ was designed to address our customers' evolving application challenges. Using materials science and process innovation, combined with a patent-pending construction, Gates® offers a hydraulic solution that is lighter, stronger and more flexible. Made with strong, high-performance reinforcement and high-quality, abrasion-resistant rubber, MXT™ is a universally applicable premium product offering performance above industry standards. Its diversified application allows you to consolidate inventory while giving you exactly the hose you need, when you need it.

The XtraTuff™ Plus cover on MXT™ hose offers improved abrasion and ozone resistance, delivering increased durability to power your most demanding fluid power applications.

FEATURES & BENEFITS:

- Patent-pending in the U.S.
- Proprietary application of materials science and processing technology
- Gates® XtraTuff™ Plus cover available on MXT™, providing increased abrasion and ozone resistance
- More flexible with up to 40% lower force-to-bend for faster and more ergonomic installation
- Up to 30% lighter weight for easier handling
- Tested to 3x impulse criteria (600,000 cycles)
- Consolidate inventory with a universal, multi-use hose
- MXT™ with XtraTuff™ Plus cover has MSHA and MDG41 FRAS certification

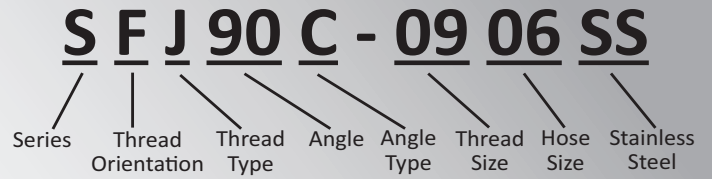


CHILD COUPLING END STYLE NOMENCLATURE



Child couplings feature description by combining end-style codes shown below that make thread end identification fast and easy. Always refer to Child Crimp Data Charts when selecting hose and coupling combinations.

In the following example, the Child description **SFJ90C-0906SS** identifies a **Supercrimp Female JIC swivel 90° Close drop Stainless Steel** coupling for **-09** (9/16") thread and **-06** (3/8") hose size (Child couplings indicate thread size first).



Code	Description
Series	
E	Ezicrimp – 1 Piece
S	Supercrimp – 2 Piece
R	Field-Fit – Suit G1,G2, R3 Hose
L	Lock-On – Suit Pushlock Hose
Thread Orientation	
F	Female
M	Male
Thread Type	
B	BSP Tapered
DKL	DIN Light Series
DKS	DIN Heavy Series
DKO	DIN Heavy Series & O-Ring
FL	Flange Code 61
FLH	Flange Code 62
FLK	Flange Komatsu
FO	Flat Face O-Ring (ORFS)
G	Grease Fitting
GAZ	French GAZ
HJ	Hose Joiner
IX	Inverted Flare
J	JIC
K	JIS-Metric (Japanese)
LS	Life Saver
N	NPT
NF	NPT – Female Fixed

Code	Description
Thread Type (Continued)	
NL	NPT – Long Series
NP	JIS-BSPP (Japanese)
OX	SAE O-Ring Boss Swivel
P	BSP Parallel
R	Encapsulated O-Ring (BSPP)
S	SAE
SS	Staple Series
Angle	
(None)	Straight
22	22.5° Bend
30	30° Bend
45	45° Bend
60	60° Bend
67	67.5° Bend
90	90° Bend
110	110° Bend
135	135° Bend
Angle Type	
(None)	Standard Drop
C	Close Drop
S	Short Drop
M	Medium Drop
L	Long Drop
Material or Special Request	
(None)	Steel
SS	Stainless Steel
Z	Special Request

GATES COUPLING AND ADAPTOR END STYLE NOMENCLATURE

Gates couplings feature a meaningful description by combining end-style codes shown below that make thread end identification fast and easy. Always refer to Gates Crimp Data Manual when selecting hose and coupling combinations.



12 GS - 12 F J X 90 L

Hose Dash Size (3/4") Stem Type (Global Spiral) Thread Size (1-1/16") Female JIC Swivel Degree of Bend (90°) Drop Length (Long)

In the following example, the Gates description **12GS-12FJX90L** identifies a **GlobalSpiral™ Female JIC Swivel(X) 90° Bend Long Drop** coupling for **-12 (3/4")** hose size and **-12 (1-1/16")** thread size.

Code	Description
A	Adaptorless
AB	Air Brake
API	API Unions
B	Brass
BBDS	British Bonded Seal
BJ	Banjo
BKHD	Bulkhead
BL	Block
BS	Bite Sleeve
BSPP	British Standard Pipe Parallel
BSPT	British Standard Pipe Tapered
C	Caterpillar Flange
CC	Clamping Collar
DH	DIN Heavy
DL	DIN Light
F	Female
FABX	Female Air Brake Swivel
FBFFOR	Female British Flat-Face
O-Ring	
FBO	Female Braze-on Stem
FF	Flat-Face
FFGX	Female French GAZ Swivel (Female Kobelco)
FFN	Female Flareless Nut
FOR	Flat-Face O-Ring
FFS	Female Flareless Sleeve
FG	Female Grease Thread
FKX	Female Komatsu Style Swivel
FL	Code 61 O-Ring Flange
FLC	Caterpillar Style O-Ring Flange
FLH	Code 62 O-Ring Flange Heavy
FLOS	Flange O-Ring Special
FT	Female SAE Tube
HLE	Hose Length Extender
HLEC	Hose Length Extender (Caterpillar)
HM	Hose Mender
HU	Hammer Union
I	Inverted Flare
J	JIC (37° Flare)
JIS	Japanese Industrial Standard
K	Komatsu Style (Japanese 30° Seat)

Code	Description
LH	Long Hex
LN	Lock Nut
M	Male
MB	Male Boss
MBAX	Male Boss Adaptorless Swivel
MBDS	Metric Bonded Seal
MFA	Male Flareless Assembly (Ermeto)
MFG	Male French GAZ
MKB	Metric Kobelco
MM	Metric Male
MN	Metric Nut
MPG	Male Special Grease Fitting
MPLN	Male Pipe Long Nose
MLSP	Metric Light Stand Pipe
MSP	Metric Stand Pipe
NASP	North American Stand Pipe
OR	O-Ring
P	Pipe Thread (NPTF or NPSM)
PL	Press Lok®
PT	Port
PWX	Pressure Washer Swivel
QLD	Quick-Lok® Direct
QHD	Quick-Lok® High
R	Field Attachable
S	SAE (45° Flare)
SP	Special
SS	Stainless Steel
TS	Tube Sleeve
TSN	Tube Sleeve Nut
X	Swivel
Z	Parker Triple Thread
22	22.5° Bent Tube Angle
30	30° Bent Tube Angle
45	45° Bent Tube Angle
60	60° Bent Tube Angle
67	67.5° Bent Tube Angle
90	90° Bent Tube Angle
110	110° Bent Tube Angle
135	135° Bent Tube Angle

Section 1 Hydraulic Hose



Contents

Part No.	Description.....	Page
Ultra High Pressure		
G8K	6-Wire Spiral Hose	1.7
Extremely High Pressure		
EFG6K	4- & 6-Wire Spiral Hose (SAE 100R15)	1.8
EFG5K	4- & 6-Wire Spiral Hose (SAE 100R13)	1.9
EFG4K	4-Wire Spiral Hose (SAE 100R12)	1.10
EFG3K	4-Wire Spiral Hose (SAE 100R12 & EN856 SP)	1.11
High Pressure		
M5K	2-Wire Braid Hose Mega 5000®	1.12
M4K	2-Wire Braid Hose Mega 4000® (SAE 100R19)	1.13
M3K	1- & 2-Wire Braid Hose Mega 3000® (SAE 100R17)	1.14
M2T	2-Wire Braid Hose MegaFlex® (SAE 100R16)	1.15
CM2TDL	2-Wire Braid Hose MegaFlex® (SAE 100R16) Twin	1.16
MXG5K-XTP.....	Xpiral™ Woven Spiral Technology	1.17
MXG4K-XTP.....	Xpiral™ Woven Spiral Technology	1.18
MXT	Wire Braid Construction (Next Generation)	1.19
G2	2-Wire Braid Hose (SAE 100R2 Type AT & DIN 20022 2SN)	1.20
G2XH.....	2-Wire Braid Hose Extreme Heat (SAE 100R2 & Flame Resistance U.S. MSHA 2G).....	1.21
G2H.....	2-Wire Braid Hose (SAE 100R2 Type AT & High Temperature DIN 20022 2SN)	1.22
CR2.....	2-Wire Braid Hose (SAE 100R2 Type AT).....	1.23
EF2	2-Wire Braid Ag Hose (SAE 100R2 Type AT)	1.24
STFS00HP.....	Hypress Hy-Ultra (American Jacking Specification IJ100)	1.25
J2AT	2-Wire Braid Jack Hose (MHI J100)	1.26
Medium Pressure		
G1	1-Wire Braid Hose (SAE 100R1 Type AT & DIN 20022 1SN)	1.27
G1H.....	1-Wire Braid Hose (SAE 100R1 Type AT & DIN 20022 1SN) High Temperature	1.28
CR1.....	1-Wire Braid Hose (SAE 100R1 Type AT).....	1.29
EF1	1-Wire Braid Hose (SAE 100R1 AT)	1.30
MegaTech II	2-Wire Braid Hose (SAE 100R2AT & SAE 100 R2 Type S) High Temperature	1.31
MegaTech 1000	1-Wire Braid Hose (SAE J1402, SAE J1019 & DOT FMVSS 106-74) High Temperature	1.32
Fire Suppression		
RFS	1-Wire Braid Flame Resistant Fire Suppressant Hose	1.33
Fleet Application		
MegaTech 500	1-Wire Braid Hose (DOT SAE J1019) Hot oil return hose	1.34
C5C.....	1-Wire Braid Hose (SAE 100R5) (SAE J1402 Type All)	1.35
C5C-XH.....	1-Wire Braid Hose (SAE 100R5) (SAE J1402 Type All) Xtreme Heat Hose.....	1.36
C5E	1-Wire Braid Hose (SAE J1019 and SAE J1402 Type All)	1.37
G3H.....	2-Textile Braid Hose (SAE 100R3) High Temperature (DIN 20021)	1.38
Thermoplastic		
TH8	SAE 100R8 Black Covered Pin Perforated Thermoplastic Hose	1.39
TH8NC.....	SAE 100R8 Orange Covered Non-Conductive Thermoplastic Hose	1.40
TH7	SAE 100R7 Black Covered Pin Perforated Thermoplastic Hose	1.41
TH7NC.....	SAE 100R7 Orange Covered Non-Conductive Thermoplastic Hose	1.42
TH7DL	SAE 100R7 Black Covered Pin Perforated Thermoplastic Hose	1.43
TH7NCDL.....	Twin SAE 100R7 Orange Covered Non-Conductive Thermoplastic Hose	1.44
TH18	SAE 100R18 Black Covered Pin Perforated Constant Pressure Thermoplastic Hose	1.45
TH18NC.....	SAE 100R18 Orange Covered Non-Conductive Constant Pressure Thermoplastic Hose	1.46
Low Pressure, Transfer & Suction		
MultiMaster GMV..	1-Helical Wire Suction Hose.....	1.47
RLA.....	1-Textile Braid Hose (SAE 30R2)	1.48
LOL+	1-Textile Braid Hose (Lock-On)	1.49
	*NOTE: being superseded by "Plant Master Xtreme 300 Lock-on Braid"	
LOC	1-Textile Braid Hose (Textile Cover Lock-On)	1.50



Section 1

Hydraulic Hose

Contents

Part No.....	Description.....	Page
Refrigerant		
PolarSeal	1-Braid Hose (R134a & R12 Refrigerants)	1.51
Industrial		
CleanMaster Pressure Wash.....	1-Wire Braid Hose (Supersedes Powerclean)	1.52
Marine		
C5M.....	1-Wire Braid (SAE J1527Type A, Class 1, SAE J1952).....	1.53
Fuel Line		
C5D	1-Wire Braid (SAE J1402 and SAE J1019)	1.54
Safety Stripe II.....	Reinforced Nitrile Rubber (SAE 30R6 & SAE 30R7)	1.55
4219	1-Textile Braid (SAE 30R6 & SAE 30R7)	1.55
Automotive		
PS-188	Synthetic Rubber (SAE J2050 Type 1) Power Steering Hose	1.56
270*	Type P (EPDM) (SAE J1037, SAE J942b) Windshield Washer Hose	1.56
Air and Multi-Purpose		
Plant Master Xtreme 230/315 ..	1-Textile Braid Air & Multipurpose Hose	1.57
Plant Master Xtreme 501 AR	1-Textile Braid (MSHA 30 CFR 18.65) Flame Resistant Air & Multipurpose	1.59
Stainless Steel		
AFX	1-or 2-Braid Hose (Stainless Steel Braided Teflon Hose)	1.60
Hose Accessories		
HTG	HeatGuard Silicon Fire Jacket.....	1.61
HSG	Wire Spring Guard.....	1.62
SGX & SGX-FRAS	Flat Plastic SpiralGuard™	1.63
EziSleeve	Nylon Protective Sleeve	1.64
Texsleeve	Nylon Protective Hose Burst Sleeve Flame Resistant	1.64
LifeGuard	Nylon Protective Hose Burst Sleeve Flame Resistant	1.65
SB	PowerGrip SB Clamps (Shrink Bands).....	1.65
BS00* & AB00*	Hose Straps & Bunch Binders.....	1.66
HS.....	Hose Straps	1.66
TexWrap.....	Textile Wrapping Sleeve.....	1.67
EziWrap.....	Nylon Protective Wrap.....	1.67
HBR	Bend Restrictor	1.68

Section 1 Hydraulic Hose



<p>MegaSys Spiral Hose 8000psi</p>	<p>Exceeds SAE 100R15 G8K</p>  <p>P1.7</p>			
<p>MegaSys Spiral Hose 5000 & 6000psi</p>	<p>SAE 100R15 EFG6K (6000psi)</p>  <p>P1.8</p>	<p>SAE 100R13 EFG5K (5000psi)</p>  <p>P1.9</p>		
<p>MegaSys Spiral Hose 3000 & 4000psi</p>	<p>SAE 100R12 EFG4K (4000psi)</p>  <p>P1.10</p>	<p>SAE 100R12 EFG3K (3000psi)</p>  <p>P1.11</p>		
<p>MegaSys Braided Hose 3000, 4000 & 5000psi</p>	<p>ISO 18752 Grade B M5K (5000psi)</p>  <p>P1.12</p>	<p>SAE 100R19, ISO11237 R19 M4K (4000psi)</p>  <p>P1.13</p>	<p>SAE 100R17, ISO11237 R17 M3K (3250psi)</p>  <p>P1.14</p>	
<p>High Pressure Braided Hose</p>	<p>Exceeds SAE 100R16, ISO11237 R16 M2T</p>  <p>P1.15</p>	<p>Meets SAE 100R16 CM2TDL-XTP (TWIN LINE)</p>  <p>P1.16</p>	<p>XPIRAL INNOVATION MXG5K-XTP (5075psi) Abrasion & Ozone Resistance</p>  <p>P1.17</p>	<p>INNOVATION MXG4K-XTP (4000psi) Abrasion & Ozone Resistance</p>  <p>P1.18</p>
<p>SAE 100R16 MXT Next Generation</p>  <p>P1.19</p>	<p>SAE 100R2 TYPE S G2</p>  <p>P1.20</p>	<p>SAE 100R2 Type S G2XH (HIGH TEMP)</p>  <p>P1.21</p>	<p>SAE 100R2 Type AT G2H (HIGH TEMP)</p>  <p>P1.22</p>	<p>SAE 100R2 CR2</p>  <p>P1.23</p>
<p>SAE 100R2 EF2</p>  <p>P1.24</p>	<p>IJ100 STFS</p>  <p>P1.25</p>	<p>IJ100 J2AT (JACKING SYSTEMS)</p>  <p>P1.26</p>		



Section 1 Hydraulic Hose

Medium Pressure Braided Hose

SAE 100R1 TYPE S
G1



P1.27

SAE 100R1 TYPE AT
G1H



P1.28

SAE 100R1
CR1



P1.29

SAE 100R1
EF1



P1.30

Fleet Application

SAE 100R2 TYPE AT-ACP
MEGATECH II



P1.31

DOT FMVSS 106-74
MEGATECH 1000



P1.32

SAE J1405
MEGATECH 500



P1.34

DOT FMVSS 106-74, SAE J1402
C5C



P1.35

DOT FMVSS 106-74, SAE J1402
C5CXH



P1.36

DOT FMVSS 106-74, SAE J1402
C5E




P1.37

DOT FMVSS 106-74, SAE J1402
C5D



P1.54

Fleet Automotive
PS-188 Power Steering



P1.56

Fleet Automotive
AC134 Polar Seal



P1.51

SAE 30R6 & 30R7
2700 Safety Stripe II



P1.55

SAE 30R6 & 30R7
4219 Fuel Lines/Tank Vent



P1.55


SAE J1037
270** Windshield Washer



P1.56

Thermoplastic Hose

SAE 100R8
TH8



P1.39

SAE 100R8
TH8NC




P1.40

SAE 100R7
TH7




P1.41

SAE 100R7
TH7NC



P1.42

SAE 100R7
TH7DL



P1.43

SAE 100R7
TH7NCDL



P1.44

SAE 100R18
TH18



P1.45

SAE 100R18
TH18NC



P1.46


Low Pressure Transfer, Return & Suction Hose

J30R5, J20R5 & SAE 100R4
MULTI MASTER SD
MEGAFLEX



P1.47

SAE 100R3
G3H



P1.38


SAE 30R2
RLA Return Line



P1.48

Section 1 Hydraulic Hose



<p>Specialty Hose</p>	<p>SAE 100R14 AFX</p>  <p>P1.60</p>	<p>Marine C5M</p>  <p>P1.53</p>	<p>Fire Suppression RFS</p>  <p>P1.33</p>	<p>Industrial CleanMaster Pressure Wash</p>  <p>P1.52</p>
<p>Air & Multi- Purpose Hose</p>	<p>MSHA (Black Only) LOLA PUSH LOCK (Plant Master Xtreme 300)</p>  <p>P1.49</p>	<p>SAE 30R2, 30R6 & 30R7 LOC Lock-On</p>  <p>P1.49</p>	<p>Plant Master Xtreme 250 (PREMOFLEX)</p>  <p>P1.57</p>	<p>Plant Master Xtreme 501 AR (TERMINATOR)</p>  <p>P1.59</p>
<p>Hose Guard & Sleeving</p>	<p>High-Temp Sleeving HTG</p>  <p>P1.61</p>	<p>Hose Spring Guard HSG</p>  <p>P1.62</p>	<p>Plastic Spiral Guard SGX</p>  <p>P1.63</p>	<p>Abrasion Protection Sleeve EZISLEEVE</p>  <p>P1.64</p>
<p>Burst Protection TEXS</p>  <p>P1.64</p>	<p>Life Guard 3, 4 & 5K LG*K</p>  <p>P1.65</p>	<p>PowerGrip SB Clamps Shrink Bands</p>  <p>P1.65</p>	<p>Hose Straps AB00</p>  <p>P1.66</p>	<p>Hose Straps HOSE BUNDLE STRAP</p>  <p>P1.66</p>
<p>Multi Hose Sleeve TEXW</p>  <p>P1.67</p>	<p>Multi Hose Wrapping Sleeve EZIWRAP</p>  <p>P1.67</p>	<p>Hose Bend Restrictor HBR</p>  <p>P1.68</p>		



My Notes

Section 1 Hydraulic Hose



G8K Spiral Wire Hose. Ultra High Pressure Meets Flame Resistance Acceptance Designation MSHA 2G



8,000psi
551 Bar

Recommended For: Ultra high pressure, high impulse applications such as hydrostatic transmissions for use in the construction, agriculture, forestry, underground or open pit mining, or other industries on applications where extremely high pressure capability is required.



Tube: Black, oil resistant (Polychloroprene).

See *Hose Stock Characteristics*.

Reinforcement: Six alternating layers of high-tensile steel wire spiral construction.

Cover: Black, oil resistant, synthetic rubber (Polychloroprene) with colour-coded layline.

See *Hose Stock Characteristics*.

Temperature Range: -40°F to +250°F (-40°C to +121°C).

For water emulsions see *Temperature Limits Table*.

Refer www.southcott.com.au or Gates eCrimp database for current crimp specifications

Hose Specifications

Part Number	⊖			⊕		⊖		⊖		⊖		Length	
	Standard	Dash	in	DN	in	mm	psi	bar	psi	bar	in	mm	Carton
12G8K	12	3/4	19	1.36	34.5	8000	551	32000	2206	9.5	241	30	-
16G8K	16	1	25	1.66	42.2	8000	551	32000	2206	12.0	305	30	-

Couplings and Additional Product

Hose Type	Couplings and Ferrules		Associated Protective Product Guide						
	Gates 2 Piece Series Coupling Ferrule		Wire Spring Guard	Spiral Guard	Heat Guard	Tex- Sleeve	Shrink Band Clamps	Life Guard	Life Guard Collar
12G8K	12G8K	12G8K1F	HSG-11	SGX40	HTG-28	TEXS53	SB48	-	-
16G8K	16G8K	16G8K1F	HSG-13	SGX50	HTG-32	TEXS66	SB54	-	-



Section 1

Hydraulic Hose

EFG6K Spiral Wire Hose - SAE 100R15

6,000psi
420 Bar

Meets Flame Resistance Acceptance Designation MSHA 2G

Recommended For: Extremely high pressure, high impulse applications such as hydrostatic transmissions.

Standards: EFG6K is designed to meet all requirements of SAE 100R15 specifications and performance requirements of EN 856 4SP (-6, -8, -10 and -12), EN 856 4SH (-12, -16 and -20) and ISO 3862 Type R15 (-6, -8, -10, -12, -16, -24).



Tube: Black, oil resistant, synthetic rubber (Nitrile).

See *Hose Stock Characteristics*.

Reinforcement: Four (six for -20, -24 & -32) alternating layers of spiraled, high-tensile steel.

Cover: Black, oil resistant, synthetic rubber (Polychloroprene).

Colour-coded layline. Also available with unique abrasion-resistant MegaTuff® cover.

See *Hose Stock Characteristics*.

Temperature Range: -40°F to +250°F (-40°C to +121°C).

For water emulsions see *Temperature Limits Table*.

Refer www.southcott.com.au or Gates eCrimp database for current crimp specifications

Hose Specifications

Part Number		Dash	⊖		⊕		psi	bar	psi	bar	⊖		Length	
			in	DN	in	mm					in	mm	Carton	Bulk
Standard	MegaTuff											m		
6EFG6K	-MTF	6	3/8	10	0.80	20.3	6000	420	24000	1680	2.5	64	30	-
8EFG6K	-MTF	8	1/2	12	0.95	24.1	6000	420	24000	1680	3.5	89	30	-
10EFG6K	-MTF	10	5/8	16	1.09	27.7	6000	420	24000	1680	4.0	102	30	61
12EFG6K	-MTF	12	3/4	19	1.24	31.5	6000	420	24000	1680	4.7	119	30	61
16EFG6K	-MTF	16	1	25	1.53	38.9	6000	420	2,000	1680	6.0	152	30	61
20EFG6K	-MTF	20	1-1/4	31	1.97	50.0	6000	420	24000	1680	8.2	208	15	61
24EFG6K	-MTF	24	1-1/2	38	2.26	57.4	6000	420	24000	1680	10.0	254	15	61
32EFG6K	-MTF	32	2	51	2.80	71.1	6000	420	24000	1680	25.0	635	15	61

Couplings and Additional Product

Hose Type	Couplings and Ferrules			Associated Protective Product Guide						
	Standard MegaTuff	Gates		Wire Spring Guard	Spiral Guard	Heat Guard	Tex-Sleeve	Shrink Band Clamps	Life Guard	Life Guard Collar
1 Piece Series		2 Piece Series Coupling	Ferrule							
6EFG6K	-	6GS	6GS1F-4	HSG-05	SGX20	HTG-18	TEXS31	SB29	-	-
8EFG6K	-	8GS	8GS1F-4	HSG-07	SGX25	HTG-20	TEXS40	SB34	-	-
10EFG6K	-	10GS	10GS1F-4	HSG-09	SGX25	HTG-22	TEXS44	SB34	-	-
12EFG6K	-	12GS	12GS1F-4	HSG-10	SGX32	HTG-24	TEXS53	SB41	-	-
16EFG6K	-	16GS	16GS1F-4	HSG-12	SGX40	HTG-30	TEXS60	SB48	-	-
20EFG6K	-	20GS	20GS1F-6	HSG-14	SGX50	HTG-38	TEXS85	SB60	-	-
24EFG6K	24GSM	-	-	HSG-15	SGX63	HTG-44	TEXS93	SB67	-	-
32EFG6K	32GSM	-	-	HSG-16	SGX75	HTG-64	TEXS112	SB86	-	-

Section 1 Hydraulic Hose



EFG5K Spiral Wire Hose - SAE 100R13

Xpiral Alternative Hose: MXG5K-XTP. Only for hose sizes -6 to -16



5,000psi
350 Bar

Meets Flame Resistance Acceptance Designation MSHA 2G

Recommended For: Extremely high pressure, high impulse applications.

Standards: Exceeds all requirements of ISO 18752 Grade D (except for -24) and SAE 100R13, and performance requirements of EN 856 4SH (-16 & -20), EN 856 4SP (-10 & -12), EN 856 R13 and ISO 3862 Type R13 (-12, -16, -20, -24, -32).



Tube: Black, oil resistant, synthetic rubber (Nitrile).

See *Hose Stock Characteristics*.

Reinforcement: Four (six for -20, -24 & -32) alternating layers of spiraled, high-tensile steel wire.

Cover: Black, oil resistant, synthetic rubber (Polychloroprene).

Colour-coded layline. Also available with unique abrasion-resistant MegaTuff® cover.

See *Hose Stock Characteristics*.

Temperature Range: -40°F to +250°F (-40°C to +121°C).

For water emulsions see *Temperature Limits Table*.

Refer www.southcott.com.au or Gates eCrimp database for current crimp specifications

Hose Specifications

Part Number		⊖			⊕		⊕		⊕		⊕		Length	
		Dash	in	DN	in	mm	psi	bar	psi	bar	in	mm	Carton	Bulk
Standard	MegaTuff													m
6EFG5K	-MTF	6	3/8	10	0.80	20.3	5000	350	20000	1400	2.5	64	30	-
8EFG5K	-MTF	8	1/2	12	0.95	24.1	5000	350	20000	1400	3.5	89	30	61
10EFG5K	-MTF	10	5/8	16	1.09	27.7	5000	350	20000	1400	4.0	102	30	61
12EFG5K	-MTF	12	3/4	19	1.24	31.5	5000	350	20000	1400	4.7	119	30	61
16EFG5K	-MTF	16	1	25	1.53	38.9	5000	350	20000	1400	6.0	152	30	61
20EFG5K	-MTF	20	1-1/4	31	1.97	50.0	5000	350	20000	1400	8.2	208	15	61
24EFG5K	-MTF	24	1-1/2	38	2.26	57.4	5000	350	20000	1400	10.0	254	15	61
32EFG5K	-MTF	32	2	51	2.80	71.1	5000	350	20000	1400	25.0	635	15	61

Couplings and Additional Product

Hose Type	Couplings and Ferrules			Associated Protective Product Guide						
	Standard MegaTuff	Gates		Wire Spring Guard	Spiral Guard	Heat Guard	Tex-Sleeve	Shrink Band Clamps	Life Guard	Life Guard Collar
1 Piece Series		2 Piece Series Coupling	Ferrule							
6EFG5K	-	6GS	6GS1F-4	HSG-05	SGX20	HTG-18	TEXS31	SB29	16LG5K	6SC4
8EFG5K	-	8GS	8GS1F-4	HSG-07	SGX25	HTG-20	TEXS40	SB34	20LG5K	8SC4
10EFG5K	-	10GS	10GS1F-4	HSG-09	SGX25	HTG-22	TEXS44	SB34	22LG5K	10SC4
12EFG5K	-	12GS	12GS1F-4	HSG-10	SGX32	HTG-24	TEXS53	SB41	26LG5K	12SC4
16EFG5K	-	16GS	16GS1F-4	HSG-12	SGX40	HTG-30	TEXS60	SB48	-	-
20EFG5K	-	20GS	20GS1F-6	HSG-14	SGX50	HTG-38	TEXS85	SB60	-	-
24EFG5K	24GSM			HSG-15	SGX63	HTG-44	TEXS93	SB67	-	-
32EFG5K	32GSM			HSG-16	SGX75	HTG-64	TEXS112	SB86	-	-



Section 1

Hydraulic Hose

EFG4K Spiral Wire Hose - SAE 100R12

4,000psi
280 Bar

Xpiral Alternative Hose: MXG4K-XTP. Only for hose sizes -6 to -16

Meets Flame Resistance Acceptance Designation MSHA 2G

Recommended For: Very high pressure, high impulse applications.

Standards: Exceeds all requirements of ISO 18752 Grade D, SAE 100R12, EN 856 R12 and ISO 3862 Type R12.



Tube: Black, oil resistant, synthetic rubber (Nitrile).

See *Hose Stock Characteristics*.

Reinforcement: Four alternating layers of spiraled, high-tensile steel wire.

Cover: Black, oil resistant, synthetic rubber (Polychloroprene).

Colour-coded layline. Also available with unique abrasion-resistant MegaTuff® cover.

See *Hose Stock Characteristics*.

Temperature Range: -40°F to +250°F (-40°C to +121°C).

For water emulsions see *Temperature Limits Table*.

Refer www.southcott.com.au or Gates eCrimp database for current crimp specifications

Hose Specifications

Part Number		⊖			⊕		⊙		⊙		⊙		Length	
		Standard	MegaTuff	Dash	in	DN	in	mm	psi	bar	psi	bar	in	mm
6EFG4K	-MTF	6	3/8	10	0.80	20.3	4000	280	16000	1120	2.5	64	30	-
8EFG4K	-MTF	8	1/2	12	0.94	23.9	4000	280	16000	1120	3.5	89	30	61
10EFG4K	-MTF	10	5/8	16	1.09	27.7	4000	280	16000	1120	4.0	102	30	61
12EFG4K	-MTF	12	3/4	19	1.21	30.7	4000	280	16000	1120	4.7	119	30	61
16EFG4K	-MTF	16	1	25	1.50	38.1	4000	280	16000	1120	6.0	152	30	61
20EFG4K	-MTF	20	1-1/4	31	1.85	47.0	4000	280	16000	1120	8.2	208	15	61


Couplings and Additional Product

Hose Type	Couplings and Ferrules				Associated Protective Product Guide							
	Gates		Child		Wire Spring Guard	Spiral Guard	Heat Guard	Tex-Sleeve	Shrink Band Clamps	Life Guard	Life Guard Collar	
Standard	2 Piece Series Coupling	Ferrule	2 Piece Series Coupling	Ferrule								
6EFG4K	6GS	6GS1F-4	S	FNS-06	HSG-05	SGX20	HTG-18	TEXS31	SB29	16LG4K	6SC4	
8EFG4K	8GS	8GS1F-4	S	FNS-08	HSG-07	SGX25	HTG-20	TEXS36	SB34	20LG4K	8SC4	
10EFG4K	10GS	10GS1F-4	S	FNS-10	HSG-09	SGX25	HTG-22	TEXS44	SB34	22LG4K	10SC4	
12EFG4K	12GS	12GS1F-4	S	FNS-12	HSG-10	SGX32	HTG-24	TEXS47	SB41	26LG4K	12SC4	
16EFG4K	16GS	16GS1F-4	S	FNS-16	HSG-12	SGX40	HTG-30	TEXS60	SB48	32LG4K	16SC4	
20EFG4K	20GS	20GS1F-4	S	FNS-20	HSG-14	SGX50	HTG-38	TEXS73	SB60	-	-	

Section 1 Hydraulic Hose



EFG3K Spiral Wire Hose - SAE 100R12

 3,000psi
210 Bar

Meets Flame Resistance Acceptance Designation MSHA 2G

Recommended For: Very high pressure, high impulse applications.

Standards: Exceeds all requirements of ISO 18752 Grade D, SAE 100R12, EN 856 R12 and performance requirements of EN 856 4SP and ISO 3862 Type R12.



Tube: Black, oil resistant, synthetic rubber (Nitrile).

See *Hose Stock Characteristics*.

Reinforcement: Four alternating layers of spiraled, high-tensile steel wire.

Cover: Black, oil resistant, synthetic rubber (Polychloroprene).

Colour-coded layline. Also available with unique abrasion-resistant MegaTuff® cover.

See *Hose Stock Characteristics*.

Temperature Range: -40°F to +250°F (-40°C to +121°C).

For water emulsions see *Temperature Limits Table*.

Refer www.southcott.com.au or Gates eCrimp database for current crimp specifications

Hose Specifications

Part Number		⊖			⊕		⊕		⊕		⊕		Length	
		Standard	MegaTuff	Dash	in	DN	in	mm	psi	bar	psi	bar	in	mm
20EFG3K	-MTF	20	1-1/4	31	1.85	47.0	3000	210	12000	840	8.2	208	15	61
24EFG3K	-MTF	24	1-1/2	38	2.11	53.6	3000	210	12000	840	10.0	254	15	61
32EFG3K	-MTF	32	2	51	2.63	66.8	3000	210	12000	840	12.5	318	15	61

Couplings and Additional Product

Hose Type	Couplings and Ferrules				Associated Protective Product Guide							
	Gates		Child		Wire Spring Guard	Spiral Guard	Heat Guard	Tex-Sleeve	Shrink Band Clamps	Life Guard	Life Guard Collar	
Standard	2 Piece Series	2 Piece Series	2 Piece Series									
20EFG3K	20GS	20GS1F-4	-	-	HSG-14	SGX50	HTG-38	TEXS73	SB60	-	-	
24EFG3K	24GSP	24GSP1F-4	S	FNS-24	HSG-15A	SGX63	HTG-44	TEXS85	SB67	-	-	
32EFG3K	32GSP	32GSP1F-4	-	-	HSG-16	SGX75	HTG-64	TEXS112	SB79	-	-	



Section 1

Hydraulic Hose

Global M5K Mega5000™ Hose

5,000psi
350 Bar

Meets Flame Resistance Acceptance Designation MSHA 2G

Recommended For: High pressure hydraulic applications.

Standards: Exceeds ISO 18752 Grade B.

Provides tighter than standard minimum bend radius and greater flexibility for easier plumbing.



Tube: Black, oil resistant, synthetic rubber (Nitrile).

See *Hose Stock Characteristics*.

Reinforcement: Two braids of high-tensile steel wire.

Cover: Black, oil, abrasion and weather resistant synthetic rubber (Nitrile & PVC (-4, -6), Polychloroprene (-8)). Colour-coded layline. Also available with unique abrasion-resistant MegaTuff® or XtraTuff™ cover.

See *Hose Stock Characteristics*.

Temperature Range: -40°F to +212°F (-40°C to +100°C).

For water emulsions see *Temperature Limits Table*.

Refer www.southcott.com.au or Gates eCrimp database for current crimp specifications

Hose Specifications

Part Number			⊖			⊘		⊙		⊙		⊙		Length Reel
Standard	MegaTuff	XtraTuff	Dash	in	DN	in	mm	psi	bar	psi	bar	in	mm	m
4M5K	-MTF	-XTF	4	1/4	6	0.55	14.0	5000	350	20000	1400	2.0	51	134
6M5K	-MTF	-XTF	6	3/8	10	0.70	17.8	5000	350	20000	1400	2.5	64	100
8M5K	-MTF	-XTF	8	1/2	12	0.86	21.8	5000	350	20000	1400	3.5	89	67

Couplings and Additional Product

Hose Type	Couplings and Ferrules			Associated Protective Product Guide						
	Gates		Wire Spring Guard	Spiral Guard	Heat Guard	Tex-Sleeve	Shrink Band Clamps	Life Guard	Life Guard Collar	
Standard	1 Piece Series	2 Piece Series Coupling Ferrule								
MegaTuff										
XtraTuff										
4M5K	4G	-	-	HSG-02	SGX12	HTG-14	TEXS23	SB19	14LG5K	6SC4
6M5K	6G	6GS	6GS1F-2	HSG-04	SGX16	HTG-16	TEXS27	SB25	16LG5K	6SC4
8M5K	8G	8GS	8GS1F-2	HSG-05	SGX20	HTG-18	TEXS33	SB29	20LG5K	8SC4

Section 1 Hydraulic Hose



Global M4K Mega4000™ Hose - SAE 100R19



4,000psi
280 Bar

Meets Flame Resistance Acceptance Designation MSHA 2G and ISO 11237 R19

Recommended For: High pressure hydraulic applications.

Standards: Exceeds ISO 18752 Grade B, SAE 100R19 and ISO 11237 R19.

Allows for tighter minimum bend radius, increased working pressure and improved impulse cycles than industry standards. Provides greater performance, flexibility, easier routing and plumbing of mobile and stationary hydraulic platforms.



Tube: Black, oil resistant, synthetic rubber (Nitrile).

See *Hose Stock Characteristics*.

Reinforcement: Two braids of high-tensile steel wire.

Cover: Black, oil, abrasion and weather-resistant synthetic rubber (Modified Nitrile and PVC). Colour-coded layline. Also available with unique abrasion-resistant MegaTuff® or XtraTuff™ cover.

See *Hose Stock Characteristics*.

Temperature Range: -40°F to +212°F (-40°C to +100°C).

For water emulsions see *Temperature Limits Table*.

Refer www.southcott.com.au or Gates eCrimp database for current crimp specifications

Hose Specifications

Part Number			⊖			∅		⊙		⊙		⊙		Length Reel
Standard	MegaTuff	XtraTuff	Dash	in	DN	in	mm	psi	bar	psi	bar	in	mm	m
4M4K	-MTF	-XTF	4	1/4	6	0.55	14.0	4000	280	16000	1120	1.5	38	134
6M4K	-MTF	-XTF	6	3/8	10	0.70	17.8	4000	280	16000	1120	2.0	51	100
8M4K	-MTF	-XTF	8	1/2	12	0.82	20.8	4000	280	16000	1120	2.8	71	67
10M4K	-MTF	-XTF	10	5/8	16	0.99	25.2	4000	280	16000	1120	3.0	76	67
12M4K	-MTF	-XTF	12	3/4	19	1.17	29.7	4000	280	16000	1120	3.8	97	67
16M4K	-MTF	-XTF	16	1	25	1.52	38.6	4000	280	16000	1120	4.5	114	50

Couplings and Additional Product

Hose Type	Couplings and Ferrules						Associated Protective Product Guide					
	Gates			Child		Wire Spring Guard	Spiral Guard	Heat Guard	Tex-Sleeve	Shrink Band Clamps	Life Guard	Life Guard Collar
	1 Piece Series	2 Piece Series		2 Piece Series								
Standard												
MegaTuff												
XtraTuff												
4M4K	4G	-	-	S	FN4P-04	HSG-02	SGX12	HTG-14	TEXS23	SB22	14LG4K	6SC4
6M4K	6G	6GS	6GS1F-2	S	FN4P-06	HSG-04	SGX16	HTG-16	TEXS27	SB25	16LG4K	6SC4
8M4K	8G	8GS	8GS1F-2	S	FNP-08	HSG-05	SGX20	HTG-18	TEXS33	SB25	20LG4K	8SC4
10M4K	10G	10GS	10GS1F-2	S	FNP-10	HSG-07	SGX25	HTG-22	TEXS40	SB34	22LG4K	10SC4
12M4K	12G	12GS	12GS1F-2	S	FNS-12	HSG-09	SGX32	HTG-26	TEXS47	SB41	26LG4K	12SC4
16M4K	-	16GS	16GS1F-2 16GS1F-4	-	-	HSG-11	SGX40	HTG-30	TEXS60	SB48	32LG4K	16SC4



Section 1

Hydraulic Hose

Global M3K Mega3000™ Hose - SAE 100R17

3,250psi
225 Bar

Meets Flame Resistance Acceptance Designation MSHA 2G and ISO 11237 R17

Recommended For: High pressure hydraulic applications.

Standards: Exceeds ISO 18752 Grade B, SAE 100R17 and ISO 11237 R17 working pressure, minimum bend radius requirements and performance requirements of EN 857 1SC. M3K hose has smaller exterior dimensions and significantly tighter bend radius than other SAE 100R1 and 100R2 hose.



Tube: Black, oil resistant, synthetic rubber (Nitrile).

See *Hose Stock Characteristics*.

Reinforcement: Braided high-tensile steel wire. 1 braid (-4, -5, -6, -8) or 2 braid (-10, -12, -16).

Cover: Black, oil, abrasion and weather resistant synthetic rubber (Nitrile & PVC). Colour-coded layline. Also available with unique abrasion-resistant MegaTuff® or XtraTuff™ cover.

See *Hose Stock Characteristics*.

Temperature Range: -40°F to +212°F (-40°C to +100°C).

For water emulsions see *Temperature Limits Table*.

Refer www.southcott.com.au or Gates eCrimp database for current crimp specifications

Hose Specifications

Part Number			⊖			∅		⌚		⌚		⌚		Length Reel
Standard	MegaTuff	XtraTuff	Dash	in	DN	in	mm	psi	bar	psi	bar	in	mm	m
4M3K	-MTF	-XTF	4	1/4	6	0.48	12.2	3250	225	13000	900	1.5	38	134
6M3K	-MTF	-XTF	6	3/8	10	0.63	16.0	3250	225	13000	900	2.0	51	100
8M3K	-MTF	-XTF	8	1/2	12	0.80	20.3	3250	225	13000	900	2.8	71	67
10M3K	-MTF	-XTF	10	5/8	16	0.99	25.2	3250	225	13000	900	3.0	76	67
12M3K	-MTF	-XTF	12	3/4	19	1.15	29.2	3250	225	13000	900	3.8	97	67
16M3K	-MTF	-XTF	16	1	25	1.48	37.6	3250	225	13000	900	4.5	114	50

Couplings and Additional Product

Hose Type	Couplings and Ferrules						Associated Protective Product Guide							
	Gates			Child			Wire Spring Guard	Spiral Guard	Heat Guard	Tex-Sleeve	Shrink Band Clamps	Life Guard	Life Guard Collar	
Standard	1 Piece Series	2 Piece Series Coupling Ferrule		1 Piece Series	2 Piece Series Coupling Ferrule									
MegaTuff	4G	-	-	E	S	FN3P-04	HSG-01	SGX12	HTG-13	TEXS20	SB22	14LG3K	6SC4	
XtraTuff	6G	6GS	6GS1F-2	E	S	FN3P-06	HSG-02	SGX16	HTG-16	TEXS25	SB25	16LG3K	6SC4	
	8G	8GS	8GS1F-2	E	S	FN3P-08	HSG-04	SGX20	HTG-18	TEXS31	SB25	20LG3K	8SC4	
	10G	10GS	10GS1F-2	-	S	FNP-10	HSG-07	SGX25	HTG-22	TEXS40	SB34	22LG3K	10SC4	
	12G	12GS	12GS1F-2	E	S	FNP-12	HSG-09	SGX32	HTG-24	TEXS44	SB41	26LG3K	12SC4	
	16G	16GS	16GS1F-2	-	S	FNS-16	HSG-11	SGX40	HTG-30	TEXS60	SB48	32LG3K	16SC4	

Section 1 Hydraulic Hose



M2T MegaFlex® 2 Wire Braid Hose - SAE 100R16

Meets Flame Resistance Acceptance Designation MSHA 2G and ISO 11237 2SC R16

Recommended For: High pressure hydraulic oil lines.

Standards: Exceeds SAE 100R16, SAE 100R2, ISO 11237 2SC R16 and ISO 1436 2SN R2 requirements, and performance requirements of EN 857 2SC and EN 853 2SN.

M2T hose has smaller exterior dimensions and a significantly tighter bend radius.



Tube: Black, oil resistant, synthetic rubber (Nitrile).

See *Hose Stock Characteristics*.

Reinforcement: Two braids of high-tensile steel wire.

Cover: Black, oil, abrasion and weather resistant synthetic rubber (Nitrile & PVC).

Colour-coded layline. Also available with unique abrasion-resistant MegaTuff® or XtraTuff™ cover.

See *Hose Stock Characteristics*.

Temperature Range: -40°F to +212°F (-40°C to +100°C).

For water emulsions see *Temperature Limits Table*.

Refer www.southcott.com.au or Gates eCrimp database for current crimp specifications

Hose Specifications

Part Number			⊖			⊘		⊙		⊙		⊙		Length Reel
Standard	MegaTuff	XtraTuff	Dash	in	DN	in	mm	psi	bar	psi	bar	in	mm	m
4M2T	-MTF	-XTF	4	1/4	6	0.56	14.2	6000	414	24000	1655	1.5	38	167
6M2T	-MTF	-XTF	6	3/8	10	0.70	17.8	5000	345	20000	1380	2.0	51	117
8M2T	-MTF	-XTF	8	1/2	12	0.82	20.8	4300	297	17200	1186	2.8	71	100
10M2T	-MTF	-XTF	10	5/8	16	0.95	24.1	3800	262	15200	1048	3.0	76	67
12M2T	-MTF	-XTF	12	3/4	19	1.11	28.2	3500	241	14000	966	3.8	97	67
16M2T	-MTF	-XTF	16	1	25	1.39	35.3	2500	172	10000	690	4.5	114	50

Couplings and Additional Product

Hose Type	Couplings and Ferrules						Associated Protective Product Guide							
	Gates			Child			Wire Spring Guard	Spiral Guard	Heat Guard	Tex-Sleeve	Shrink Band Clamps	Life Guard	Life Guard Collar	
	1 Piece Series	2 Piece Series Coupling	Ferrule	1 Piece Series	2 Piece Series Coupling	Ferrule								
4M2T	4G	-	-	E	S	FNP-03	HSG-02	SGX16	HTG-14	TEXS23	SB22	-	-	
6M2T	6G	6GS	6GS1F-2	E	S	FNM2P-06	HSG-04	SGX20	HTG-16	TEXS27	SB25	16LG5K	6SC4	
8M2T	8G	8GS	8GS1F-2	E	S	FNM2P-08	HSG-05	SGX20	HTG-18	TEXS33	SB29	20LG5K	8SC4	
10M2T	10G	10GS	10GS1F-2	-	S	FNM2P-10	HSG-07	SGX25	HTG-22	TEXS40	SB34	22LG4K	10SC4	
12M2T	12G	12GS	12GS1F-2	E	S	FNM2P-12	HSG-09	SGX32	HTG-26	TEXS44	SB41	26LG4K	12SC4	
16M2T	16G	16GS	16GS1F-2	-	-	-	HSG-11	SGX40	HTG-30	TEXS53	SB48	32LG3K	16SC4	



Section 1

Hydraulic Hose

CM2TDL MegaFlex® Connected Dual Line 2-Wire Braid Hose SAE 100R16 - XtraTuff™ Cover

Meets Flame Resistance Acceptance Designation MSHA 2G

Recommended For: High abrasive high pressure hydraulic oil lines joined together for easier plumbing and routing.

Standards: Meets SAE 100R16 requirements and exceeds performance standards of EN 857 2SC and ISO/DIS 1436. CM2T hose has smaller exterior dimensions and a significantly tighter bend radius.



Tube: Black, oil resistant, synthetic rubber (Nitrile).

See *Hose Stock Characteristics*.

Reinforcement: Two braids of high-tensile steel wire.

Cover: Black, oil, abrasion and weather resistant synthetic rubber (XtraTuff® Nitrile). Colour-coded layline.

See *Hose Stock Characteristics*.

Temperature Range: -40°F to +212°F (-40°C to +100°C).

For water emulsions see *Temperature Limits Table*.

Refer www.southcott.com.au or Gates eCrimp database for current crimp specifications

Hose Specifications

Part Number	⊖			∅		⊙		⊙		R _a		Length Reel
	XtraTuff	Dash	in	DN	in	mm	psi	bar	psi	bar	in	
6CM2TDL-XTF	6	3/8	10	0.70	17.8	4800	345	19200	1324	3.5	89	65
8CM2TDL-XTF	8	1/2	12	0.82	20.8	4000	297	16000	1103	5.0	127	55


Couplings and Additional Product

Hose Type	Couplings and Ferrules			Associated Protective Product Guide					
	Gates			Spiral Guard	Heat Guard	TexSleeve	Shrink Band Clamps	Life Guard	Life Guard Collar
XtraTuff	1 Piece Series	2 Piece Series Coupling	Ferrule						
6CM2TDL-XTF	G	GS	6GS1F-2	SGX20	HTG-30	TEXS55	SB48	26LG5K	-
8CM2TDL-XTF	G	GS	8GS1F-2	SGX20	HTG-36	TEXS66	SB54	32LG4K	-

Section 1 Hydraulic Hose



MXG5K-XTP Xpiral™ Woven Spiral Construction

 5,075psi
350 Bar

Spiral Wire Alternative Hose: EFG5K. Only for sizes -6 to -16

1,000,000 Cycle Impulse Life

Standard with XtraTuff™ Plus Cover

MSHA and FRAS

Patented Xpiral™ woven spiral technology means MegaSys MXG5K exceeds the performance of wire spiral construction but with lower weight and flexibility.



Standards: Exceeds performance of ISO 18752 350DC, SAE 100R13, EN856 R13 and OSP 3862 R13. Sizes -10, -12 and -16 also rated for EN856 4SP

Tube: Black, oil resistant, synthetic rubber.

See *Hose Stock Characteristics*.

Reinforcement: Xpiral™ woven spiral construction with 4 layers of high-tensile steel wire.

Cover: Black, XtraTuff™ Plus abrasion resistant, ozone resistant, synthetic rubber; smooth cover.

See *Hose Stock Characteristics*.

Temperature Range: -40°F to +250°F (-40°C to +121°C).

For water emulsions see *Additional Temperature Limits for Gates Hydraulic Hose*.

Refer www.southcott.com.au or Gates eCrimp database for current crimp specifications

Hose Specifications

Part Number	⊖			⊗		⊕		⊙		⊚		Length Reel m	
	Standard	Dash	in	DN	in	mm	psi	bar	psi	bar	in		mm
6MXG5K-XTP	6		3/8	10	0.71	18.0	5075	350	20300	1400	2.5	65.0	100
8MXG5K-XTP	8		1/2	12	0.85	21.6	5075	350	20300	1400	3.5	90.0	67
10MXG5K-XTP	10		5/8	16	1.03	26.1	5075	350	20300	1400	3.9	100.0	67
12MXG5K-XTP	12		3/4	19	1.16	29.6	5075	350	20300	1400	4.7	120.0	67
16MXG5K-XTP	16		1	25	1.52	38.7	5075	350	20300	1400	5.9	150.0	67

Couplings and Additional Product

Hose Type	Couplings and Ferrules		Associated Protective Product Guide						
	Gates		Wire Spring Guard	Spiral Guard	Heat Guard	Tex-Sleeve	Shrink Band Clamps	Life Guard	Life Guard Collar
Standard	2 Piece Series Coupling	Ferrule							
6MXG5K-XTP	6GS	6GS1F-2	HSG-04	SGX20	HTG-16	TEXS27	SB25	16LG5K	6SC4
8MXG5K-XTP	8GS	8GS1F-2	HSG-05	SGX20	HTG-18	TEXS33	SB25	16LG5K	6SC4
10MXG5K-XTP	10GS	10GSID1F-4	HSG-08	SGX25	HTG-22	TEXS40	SB29	20LG5K	8SC4
12MXG5K-XTP	12GS	12GS1F-2	HSG-09	SGX32	HTG-26	TEXS44	SB34	22LG5K	10SC4
16MXG5K-XTP	-	-	HSG-11	SGX40	HTG-30	TEXS60	SB41	-	-



Section 1

Hydraulic Hose

MXG4K-XTP Xpiral™ Woven Spiral Technology

4,060psi
280 Bar

Spiral Wire Alternative Hose: EFG4K. Only for sizes -6 to -16

1,000,000 Cycle Impulse Life

Standard with XtraTuff™ Plus Cover

MSHA and FRAS



Recommended For: High pressure hydraulic applications requiring a premium compact, lightweight hose with spiral performance and flexibility.

Standards: Exceeds all criteria of ISO 18752 280DC & SAE 100R19 and performance criteria of SAE 100R12, EN 856 R12 and ISO 3862 R12. (Size -16 also exceeds EN 856 4SP performance requirements)

Tube: Black, oil resistant, synthetic rubber.

See *Hose Stock Characteristics*.

Reinforcement: Patented Xpiral™ Woven Spiral Technology.

Cover: Black, XtraTuff™ Plus abrasion resistant, ozone resistant, synthetic rubber; smooth cover.

See *Hose Stock Characteristics*.

Temperature Range: -40°F to +250°F (-40°C to +121°C).

For water emulsions see *Temperature Limits Table*.

Refer www.southcott.com.au or Gates eCrimp database for current crimp specifications

Hose Specifications

Part Number	⊖			∅		⊙		⊙		⊙		Length Reel
	Standard	Dash	in	DN	in	mm	psi	bar	psi	bar	in	
6MXG4K-XTP	6	3/8	10	0.70	17.7	4060	280	16240	1120	2.5	63.5	100
8MXG4K-XTP	8	1/2	12	0.82	20.7	4060	280	16240	1120	3.5	88.9	67
10MXG4K-XTP	10	5/8	16	0.99	25.2	4060	280	16240	1120	3.9	99.0	67
12MXG4K-XTP	12	3/4	19	1.14	28.9	4060	280	16240	1120	4.7	119.4	67
16MXG4K-XTP	16	1	25	1.50	38.0	4060	280	16240	1120	5.9	149.9	50

Couplings and Additional Product

Hose Type	Couplings and Ferrules				Associated Protective Product Guide						
	Gates		Child		Wire Spring Guard	Spiral Guard	Heat Guard	Tex-Sleeve	Shrink Band Clamps	Life Guard	Life Guard Collar
	2 Piece Series Coupling	2 Piece Series Ferrule	2 Piece Series Coupling	2 Piece Series Ferrule							
6MXG4K-XTP	6GS	6GS1F-2	S	FNP-06	HSG-04	SGX16	HTG-16	TEXS27	SB25	16LG4K	6SC4
8MXG4K-XTP	8GS	8GS1F-2	S	FNP-08	HSG-05	SGX20	HTG-18	TEXS33	SB25	20LG4K	8SC4
10MXG4K-XTP	10GS	10GS1F-2	S	FNP-10	HSG-07	SGX25	HTG-22	TEXS40	SB34	22LG4K	10SC4
12MXG4K-XTP	12GS	12GS1F-2	S	FNP-12	HSG-09	SGX32	HTG-26	TEXS44	SB34	26LG4K	12SC4
16MXG4K-XTP	16GS	16GS1F-4	S	FNS-16	HSG-11	SGX40	HTG-30	TEXS60	SB48	32LG4K	16SC4

MXT Braided Wire Construction

Supersedes G2 hose from 1/4" to 1"

Industry Specified Performance Hose

**Meets Flame Resistance Acceptance Designation MSHA 2G
MSHA, FRAS & SAE J1942 USCG**

Recommended For: High-pressure hydraulic oil lines.

Standards: Meets SAE 100R16 dimensions and performance.

Meets SAE 100R17 (-6, -8, -10 & -12) dimensions and performance.

Meets SAE 100R2 performance. Meets SAE 100R19 (-6 & -8) performance.



Tube: Black, oil resistant, synthetic rubber (Nitrile).

See *Hose Stock Characteristics*.

Reinforcement: Patent pending wire braid construction.

Cover: Black, oil, abrasion and weather resistant synthetic rubber (Nitrile); XtraTuff™ Plus cover (optional), smooth cover.

Colour-coded layline

See *Hose Stock Characteristics*.

Temperature Range: -40°F to +212°F (-40°C to +100°C).

Refer www.southcott.com.au or Gates eCrimp database for current crimp specifications

Hose Specifications

Part Number		⊖			⊘		⊙		⊙		⊙		Length Reel
Standard	XtraTuff	Dash	in	DN	in	mm	psi	bar	psi	bar	in	mm	m
4MXT	4MXT-XTP	4	1/4	6	0.57	14.0	6000	414	24000	1655	1.5	38	167
6MXT	6MXT-XTP	6	3/8	10	0.68	17.1	4800	331	19200	1324	2.5	64	121
8MXT	8MXT-XTP	8	1/2	12	0.80	20.2	4000	276	16000	1103	2.8	70	100
10MXT	10MXT-XTP	10	5/8	16	0.95	24.0	3625	250	14500	1000	3.0	76	67
12MXT	12MXT-XTP	12	3/4	19	1.08	27.4	3125	215	12500	862	4.8	121	67
16MXT	16MXT-XTP	16	1	25	1.38	35.1	2400	165	9600	662	6.0	152	50

Couplings and Additional Products

Hose Type		Couplings and Ferrules						Associated Protective Product Guide						
Standard	XtraTuff	Gates			Child			Wire Spring Guard	Spiral Guard	Heat Guard	TexSleeve	Shrink Band Clamps	Life Guard	Life Guard Collar
		1 Piece Series	2 Piece Series		1 Piece Series	2 Piece Series								
			Coupling	Ferrule		Coupling	Ferrule							
4MXT	4MXT-XTP	4G	-	-	E	S	FNP-04	HSG-02	SGX16	HTG-14	TEXS23	SB22	-	-
6MXT	6MXT-XTP	6G	6GS	6GS1F-2	E	S	FNP-06	HSG-03	SGX20	HTG-16	TEXS27	SB25	16LG5K	6SC4
8MXT	8MXT-XTP	8G	8GS	8GS1F-2	E	S	FNP-08	HSG-04	SGX20	HTG-18	TEXS31	SB29	20LG4K	8SC4
10MXT	10MXT-XTP	10G	10GS	10GS1F-2	-	S	FNP-10	HSG-07	SGX25	HTG-22	TEXS36	SB34	22LG4K	10SC4
12MXT	12MXT-XTP	12G	12GS	12GS1F-2	E	S	FNP-12	HSG-09	SGX25	HTG-24	TEXS44	SB41	26LG4K	12SC4
16MXT	16MXT-XTP	16G	16GS	16GS1F-2	-	S	FNP-16	HSG-11	SGX32	HTG-30	TEXS53	SB48	32LG3K	16SC4



Section 1

Hydraulic Hose

G2 2-Wire Braid Hose - SAE 100R2 Type AT

1/4" to 1" is being superseded by MXT

Meets Flame Resistance Acceptance Designation MSHA 2G

Recommended For: High pressure hydraulic oil lines.

Standards: Meets or exceeds the requirements of SAE 100R2, ISO 1436 2SN R2 and EN 853 2SN.



Tube: Black, oil resistant, synthetic rubber (Nitrile).

See *Hose Stock Characteristics*.

Reinforcement: Two braids of high-tensile steel wire.

Cover: Black, oil and abrasion resistant synthetic rubber (Nitrile & PVC).

See *Hose Stock Characteristics*.

Temperature Range: -40°F to +212°F (-40°C to +100°C).

For water emulsions see *Temperature Limits Table*.

Refer www.southcott.com.au or Gates eCrimp database for current crimp specifications

Hose Specifications

Part Number	⊖			⊘		⊙		⊙		⊙		Length Reel
	Dash	in	DN	in	mm	psi	bar	psi	bar	in	mm	
20G2	20	1-1/4	31	1.86	47.2	1825	125	7300	500	16.5	419	36
24G2	24	1-1/2	38	2.11	53.6	1300	90	5000	345	20.0	508	36
32G2	32	2	51	2.62	66.5	1175	81	4700	310	25.0	635	36

Couplings and Additional Product

Hose Type	Couplings and Ferrules					Associated Protective Product Guide						
	Standard	Gates		Child		Wire Spring Guard	Spiral Guard	Heat Guard	Tex-Sleeve	Shrink Band Clamps		
1 Piece Series		2 Piece Series		2 Piece Series								
		Coupling	Ferrule	Coupling	Ferrule							
20G2	20G	20GS	20GS1F-2	S	FNP-20	HSG-14	SGX50	HTG-36	TEXS73	SB60		
24G2	-	24GSP	24GSP1F-2	S	FNP-24	HSG-15	SGX63	HTG-40	TEXS85	SB60		
32G2	-	32GSP	32GSP1F-2	S	FNP-32	HSG-15A	SGX75	HTG-64	TEXS112	SB73		

Section 1 Hydraulic Hose



G2XH 2-Wire Braid Xtreme® Heat Hose SAE 100R2

High Temp
149°C

Meets Flame Resistance Acceptance Designation MSHA 2G

Recommended For: Extremely high temperature high pressure hydraulic applications.

Standards: Exceeds pressure and temperature requirements of SAE 100 R2, ISO1436 2SN R2 and EN 853 2SN or where resistance to either petroleum-base or phosphate ester fluids is required. Meets SAE J1942 requirements.

Tube: Black, oil and chemical resistant, synthetic rubber (CPE).

See *Hose Stock Characteristics*.

Reinforcement: Two braids of high-tensile steel wire.

Cover: Blue, oil and abrasion resistant thin synthetic rubber (CSM).

See *Hose Stock Characteristics*.

Temperature Range: Petroleum-base fluids: -40°F to +300°F (-40°C to +149°C).

Phosphate ester fluids as recommended by the fluid manufacturer but within range of -40°F to +212°F (-40°C to +100°C). For water emulsions: max +225°F (+107°C) in pressure lines, max +180°F (+82°C) in return lines.



Refer www.southcott.com.au or Gates eCrimp database for current crimp specifications

Hose Specifications

Part Number	⊖			⊘		⊙		⊙		⊙		Length Reel
	Standard	Dash	in	DN	in	mm	psi	bar	psi	bar	in	
4G2XH	4	1/4	6	0.59	15.0	6000	413	24000	1655	4.0	102	167
6G2XH	6	3/8	10	0.74	18.8	5000	345	20000	1379	5.0	127	122
8G2XH	8	1/2	12	0.86	21.8	4250	293	17000	1172	7.0	178	100
10G2XH	10	5/8	16	0.99	25.1	3625	250	14500	1000	8.0	203	67
12G2XH	12	3/4	19	1.15	29.2	3100	215	12400	855	9.5	241	67
16G2XH	16	1	25	1.48	37.6	2500	172	10000	689	12.0	305	50
20G2XH	20	1-1/4	31	1.86	47.2	2250	155	9000	620	16.5	419	39
24G2XH	24	1-1/2	38	2.15	54.6	1800	124	7200	496	20.0	508	39
32G2XH	32	2	51	2.65	67.3	1500	103	6000	413	25.0	635	39

Couplings and Additional Product

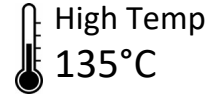
Hose Type	Couplings and Ferrules					Associated Protective Product Guide							
	Standard	Gates		Child		Wire Spring Guard	Spiral Guard	Heat Guard	TexSleeve	Shrink Band Clamps	Life Guard	Life Guard Collar	
		1 Piece Series	2 Piece Series	2 Piece Series	2 Piece Series								
4G2XH	4G	-	-	S	FNP-04	HSG-02	SGX16	HTG-14	TEXS23	SB22	-	-	
6G2XH	6G	6GS	6GS1F-2	S	FNP-06	HSG-04	SGX20	HTG-16	TEXS31	SB25	16LG5K	6SC4	
8G2XH	8G	8GS	8GS1F-2	S	FNP-08	HSG-05	SGX20	HTG-18	TEXS33	SB29	20LG4K	8SC4	
10G2XH	10G	10GS	10GS1F-2	S	FNP-10	HSG-07	SGX25	HTG-22	TEXS40	SB34	22LG4K	10SC4	
12G2XH	12G	12GS	12GS1F-2	S	FNP-12	HSG-09	SGX32	HTG-24	TEXS44	SB41	26LG4K	12SC4	
16G2XH	16G	16GS	16GS1F-2	S	FNP-16	HSG-11	SGX40	HTG-30	TEXS60	SB48	32LG4K	16SC4	
20G2XH	20G	20GS	20GS1F-2	S	FNP-20	HSG-14	SGX50	HTG-36	TEXS73	SB60	-	-	
24G2XH	-	24GSP	24GSP1F-2	-	-	HSG-15	SGX63	HTG-40	TEXS85	SB67	-	-	
32G2XH	-	32GSP	32GSP1F-2	-	-	HSG-15A	SGX75	HTG-64	TEXS112	SB73	-	-	



Section 1

Hydraulic Hose

G2H High-Temp 2-Wire Braid Hose Type AT



Meets Flame Resistance Acceptance Designation MSHA 2G

Recommended For: High temperature high pressure hydraulic oil lines.

Standards: Meets or exceeds the requirements of SAE 100R2, ISO1436 2SN R2 and EN 853 2SN.



Tube: Black, oil resistant, synthetic rubber (Nitrile).

See *Hose Stock Characteristics*.

Reinforcement: Two braids of high-tensile steel wire.

Cover: Black, oil resistant synthetic rubber (CSM). Also available with unique abrasion resistant MegaTuff® cover.

See *Hose Stock Characteristics*.

Temperature Range: -40°F to +275°F (-40°C to +135°C) constant and +300°F (+149°C) intermittent (up to 10% of operating time).

For water emulsions see *Temperature Limits Table*.

Refer www.southcott.com.au or Gates eCrimp database for current crimp specifications

Hose Specifications

Part Number		⊖			⊘		⊙		⊙ ^{1/2}		⊙ ^{1/2}		Length Reel
Standard	MegaTuff	Dash	in	DN	in	mm	psi	bar	psi	bar	in	mm	m
20G2H	-MTF	20	1-1/4	31	1.86	47.2	1825	125	7300	500	16.5	419	36
24G2H	-MTF	24	1-1/2	38	2.11	53.6	1300	90	5200	359	20.0	508	36
32G2H	-MTF	32	2	51	2.62	66.6	1175	81	4700	324	25.0	635	36

Couplings and Additional Product

Hose Type	Couplings and Ferrules					Associated Protective Product Guide						
	Standard MegaTuff	Gates		Child		Wire Spring Guard	Spiral Guard	Heat Guard	Tex-Sleeve	Shrink Band Clamps	Life Guard	Life Guard Collar
1 Piece Series		2 Piece Series		2 Piece Series								
		Coupling	Ferrule	Coupling	Ferrule							
20G2H	20G	20GS	20GS1F-2	S	FNP-20	HSG-14	SGX50	HTG-36	TEXS73	SB60	-	-
24G2H	-	24GSP	24GSP1F-2	S	FNP-24	HSG-15	SGX63	HTG-40	TEXS85	SB67	-	-
32G2H	-	32GSP	32GSP1F-2	S	FNP-32	HSG-15A	SGX75	HTG-64	TEXS112	SB73	-	-

CR2 2-Wire Braid Hose

SAE 100R2

Meets Flame Resistance Acceptance Designation MSHA 2G

Alternative to G2 hose from 1/4" to 1"

Recommended For: Non-severe, high pressure hydraulic applications with low flexure requirements.

Standards: SAE 100R2 or EN853 2SN specification for dimensions and performance.



Tube: Black, oil resistant, synthetic rubber (Nitrile).

See *Hose Stock Characteristics*.

Reinforcement: Two braids of high-tensile steel wire.

Cover: Black, abrasion resistant synthetic rubber (Modified SBR).

See *Hose Stock Characteristics*.

Temperature Range: -40°F to +212°F (-40°C to +100°C).

Refer www.southcott.com.au or Gates eCrimp database for current crimp specifications

Hose Specifications

Part Number	⊖			⊘		⚡		⚡		Ⓜ		Length Reel
	Standard	Dash	in	DN	in	mm	psi	bar	psi	bar	in	
4CR2	4	1/4	6	0.57	14.5	5800	400	23200	1600	4.0	102	167
6CR2	6	3/8	10	0.73	18.3	4800	330	19200	1320	5.0	127	122
8CR2	8	1/2	12	0.85	21.6	4000	275	16000	1100	7.0	178	100
10CR2	10	5/8	16	0.98	24.9	3625	250	14500	1000	8.0	203	67
12CR2	12	3/4	19	1.14	29.0	3125	215	12500	862	9.5	241	67
16CR2	16	1	25	1.46	37.1	2400	165	9600	660	11.8	300	50

Couplings and Additional Products

Hose Type	Couplings and Ferrules				Associated Protective Product Guide						
	Gates 1 Piece Series	Child 1 Piece Series	2 Piece Series		Wire Spring Guard	Spiral Guard	Heat Guard	Tex- Sleeve	Shrink Band Clamps	Life Guard	Life Guard Collar
Coupling			Ferrule								
4CR2	4G	E	S	FNP-04	HSG-02	SGX16	HTG-13	TEXS23	SB22	-	-
6CR2	6G	E	S	FNP-06	HSG-04	SGX20	HTG-16	TEXS31	SB25	16LG5K	6SC4
8CR2	8G	E	S	FNP-08	HSG-05	SGX20	HTG-18	TEXS33	SB29	20LG4K	8SC4
10CR2	10G	-	S	FNP-10	HSG-07	SGX25	HTG-22	TEXS40	SB34	22LG4K	10SC4
12CR2	12G	E	S	FNP-12	HSG-09	SGX32	HTG-24	TEXS44	SB41	26LG4K	12SC4
16CR2	16G	-	S	FNP-16	HSG-11	SGX40	HTG-30	TEXS60	SB48	32LG4K	16SC4



Section 1

Hydraulic Hose

EF2 2-Wire Braid AG Hose

SAE 100R2 AT (Non-MSHA Rated Hose)

Alternative to G2 hose from 1/4" to 1"

Recommended For: High-pressure hydraulic lines

Standards: SAE 100R2 Type AT and EN 853 2SN specifications.

Tube: Black, oil resistant, synthetic rubber (Nitrile).

See *Hose Stock Characteristics*.


Reinforcement: Two braids of high-tensile steel wire.

Cover: Black, abrasion-resistant synthetic rubber (Modified CR).

See *Hose Stock Characteristics*.

Temperature Range: -40°F to +212°F (-40°C to +100°C).

For water emulsions: Max 200°F (93°C) pressure lines, Max 180°F (82°C) return lines



Refer www.southcott.com.au or Gates eCrimp database for current crimp specifications

Hose Specifications

Part Number	⊖			∅		⊖		⊖		⊖		Length Reel
	Standard	Dash	in	DN	in	mm	psi	bar	psi	bar	in	
4EF2	4	1/4	6	0.57	14.6	5800	400	23200	1600	4.0	102	167
6EF2	6	3/8	10	0.73	18.6	4800	330	19200	1320	5.0	127	122
8EF2	8	1/2	12	0.85	21.5	4000	275	16000	1100	7.0	178	100
12EF2	12	3/4	19	1.14	29.0	3125	215	12500	862	9.5	241	67
16EF2	16	1	25	1.46	37.2	2400	165	9600	660	11.8	300	50

Couplings and Additional Products


Hose Type	Couplings and Ferrules						Associated Protective Product Guide						
	Standard	Gates		Child		Field Fit	Wire Spring Guard	Spiral Guard	Heat Guard	Tex-Sleeve	Shrink Band Clamps	Life Guard	Life Guard Collar
1 Piece Series	1 Piece Series	2 Piece Series	Coupling	Ferrule	Coupling								
4EF2	4G	E	S	FNP-04	R	BN2-04	HSG-02	SGX16	HTG-13	TEXS23	SB22	-	-
6EF2	6G	E	S	FNP-06	R	BN2-06	HSG-04	SGX20	HTG-16	TEXS31	SB25	16LG5K	6SC4
8EF2	8G	E	S	FNP-08	R*	BN2-08	HSG-05	SGX20	HTG-18	TEXS33	SB29	20LG4K	8SC4
12EF2	12G	E	S	FNP-12	R	BN2-12	HSG-09	SGX32	HTG-24	TEXS44	SB41	26LG4K	12SC4
16EF2	16G	-	S	FNP-16	R	BN2-16	HSG-11	SGX40	HTG-30	TEXS60	SB48	32LG4K	16SC4

R* - Maximum working pressure 3500psi


Section 1

Hydraulic Hose

STFS00HP - Hypress Hy-Ultra American Jacking Specification IJ100 (1/4")

 10,150psi
700 Bar






Features: Combined aramid and steel braid construction for compact design. Lightweight and flexible. Small bend radius for use on hose reels. Anti-abrasion cover.
Standards: Meets Material Handling Institute specification IJ 100 (1/4") for hydraulic hose and assemblies used with jacking systems.



Tube: Polyester elastomer.
Reinforcement: One or two braids of aramid fibre plus one steel braid.
Cover: Polyurethane, black, pinpricked, white ink-jet branding.
See *Hose Stock Characteristics*.
Recommended Fluids: Hydraulic fluid, petroleum-based; Glycol, water-based.

Temperature Range: -40°F to +212°F (-40°C to +100°C) continuous, +158°F (+70°C) for water-based fluids

Hose Specifications

Part Number											
	Dash	in	mm	in	mm	psi	bar	psi	bar	in	mm
STFS00HP-04	4	1/4	6.6	1/2	12.7	10150	700	40600	2800	1.4	35

Couplings and Additional Products NB: Individual sleeving is not sufficient to provide burst protection at these pressures

Hose Type	Couplings and Ferrules		Associated Protective Product Guide						
	IMM		Wire Spring Guard	Spiral Guard	Heat Guard	Tex-Sleeve	Shrink Band Clamps	Life Guard	Life Guard Collar
Standard	Coupling	Ferrule							
STFS00HP-04	S0370T04-06	S00HP-04	HSG-01	SGX16	HTG-13	TEXS20	SB19	14LG5K	6SC4

Also available in twin version. Use order code ST2S00HP (MOQ may apply).



Also available in non-conductive version (orange). Use order code STFSNCHP (MOQ may apply).






Section 1

Hydraulic Hose

J2AT 2-Wire Braid Jack Hose

10,000psi Static Pressure Only

 10,000psi
690 Bar

Meets Flame Resistance Acceptance Designation MSHA 2G

Recommended For: Hydraulic jack applications.

Standards: Meets Material Handling Institute specification IJ 100 for hydraulic hose and assemblies used with jacking systems. 10,000 static pressure only.



Tube: Black, oil resistant, synthetic rubber (Nitrile).

See *Hose Stock Characteristics*.

Reinforcement: Two braids of high-tensile steel wire.

Cover: Black, oil and abrasion resistant synthetic rubber (Nitrile & PVC).






Also available with unique abrasion resistant MegaTuff® cover.

See *Hose Stock Characteristics*.

Temperature Range: -40°F to +120°F (-40°C to +49°C).

Refer www.southcott.com.au or Gates eCrimp database for current crimp specifications

Hose Specifications

Part Number													Length Reel
Standard	MegaTuff	Dash	in	DN	in	mm	psi	bar	psi	bar	in	mm	m
4J2AT	-MTF	4	1/4	6	0.59	15.0	10000	689	20000	1862	2.0	51	106
6J2AT	-MTF	6	3/8	10	0.74	18.8	10000	689	20000	1862	2.5	64	100

Couplings and Additional Products

Hose Type	Couplings and Ferrules				Associated Protective Product Guide						
	Gates 1 Piece Series	Child 1 Piece Series	Child 2 Piece Series		Wire Spring Guard	Spiral Guard	Heat Guard	Tex-Sleeve	Shrink Band Clamps	Life Guard	Life Guard Collar
		Coupling	Ferrule								
4J2AT	4G	E	S	FNP-04	HSG-02	SGX16	HTG-13	TEXS23	SB22	-	-
6J2AT	6G	E	S	FNP-06	HSG-04	SGX20	HTG-16	TEXS31	SB25	-	-

G1 1-Wire Braid Hose - SAE 100R1 Type AT

Meets Flame Resistance Acceptance Designation MSHA 2G

Recommended For: Medium pressure hydraulic oil lines.

Standards: Meets or exceeds the requirements of SAE 100R1, ISO1436 1SN R1 and EN 853 1SN.

Tube: Black, oil resistant, synthetic rubber (Nitrile).

See *Hose Stock Characteristics*.

Reinforcement: One braid of high-tensile steel wire.

Cover: Black, oil and abrasion resistant synthetic rubber (Nitrile & PVC).

See *Hose Stock Characteristics*.

Temperature Range: -40°F to +212°F (-40°C to +100°C).

For water emulsions see *Temperature Limits Table*.



Refer www.southcott.com.au or Gates eCrimp database for current crimp specifications

Hose Specifications

Part Number	⊖			⊘		⊙		⊙		⊙		Length Reel
	Standard	Dash	in	DN	in	mm	psi	bar	psi	bar	in	
3G1	3	3/16	5	0.47	11.9	3625	350	14500	1000	3.0	76	134
4G1	4	1/4	6	0.53	13.5	3275	226	13100	903	4.0	102	134
6G1	6	3/8	10	0.68	17.3	2600	179	10400	717	5.0	127	117
8G1	8	1/2	12	0.80	20.3	2325	160	9300	641	7.0	178	100
10G1	10	5/8	16	0.93	23.6	1900	131	7600	524	8.0	203	67
12G1	12	3/4	19	1.09	27.7	1525	105	6100	421	9.0	229	67
16G1	16	1	25	1.40	35.6	1300	90	5200	359	12.0	305	50
20G1	20	1-1/4	31	1.71	43.4	925	64	3700	255	16.0	406	36
24G1	24	1-1/2	38	1.96	49.8	725	50	2900	200	20.0	508	36
32G1	32	2	51	2.51	63.8	600	41	2400	166	25.0	635	36

Couplings and Additional Products

Hose Type	Couplings and Ferrules								Associated Protective Product Guide						
	Gates				Child				Wire Spring Guard	Spiral Guard	Heat Guard	Tex-Sleeve	Shrink Band Clamps	Life Guard	Life Guard Collar
	Standard	1 Piece Series	2 Piece Series		1 Piece Series	2 Piece Series		Field Fit							
3G1	-	-	-	-	P	FNP-03	-	-	HSG-01	SGX12	HTG-12	TEXS20	SB19	14LG4K	6SC4
4G1	4G	-	-	E	S	FNP-04	R	BN1-04	HSG-02	SGX12	HTG-13	TEXS23	SB22	14LG4K	6SC4
6G1	6G	6GS	6GS1F-2	E	S	FNP-06	R	BN1-06	HSG-04	SGX20	HTG-16	TEXS27	SB22	16LG3K	6SC4
8G1	8G	8GS	8GS1F-2	E	S	FNP-08	R	BN1-08	HSG-05	SGX20	HTG-18	TEXS31	SB25	20LG3K	8SC4
10G1	10G	10GS	10GS1F-2	-	S	FNP-10	-	-	HSG-06	SGX25	HTG-22	TEXS36	SB29	22LG3K	10SC4
12G1	12G	12GS	12GS1F-2	E	S	FNP-12	R	BN1-12	HSG-09	SGX25	HTG-24	TEXS44	SB41	26LG3K	12SC4
16G1	16G	16GS	16GS1F-2	-	S	FNP-16	R	BN1-16	HSG-11	SGX32	HTG-30	TEXS55	SB48	32LG3K	16SC4
20G1	20G	20GS	20GS1F-2	-	S	FNP-20	-	-	HSG-13	SGX40	HTG-36	TEXS66	SB60	-	-
24G1	-	24GSP	24GSP1F-2	-	S	FNP-24	-	-	HSG-14	SGX50	HTG-40	TEXS73	SB60	-	-
32G1	-	32GSP	32GSP1F-2	-	S	FNP-32	-	-	HSG-15A	SGX63	HTG-64	TEXS93	SB73	-	-



Section 1 Hydraulic Hose

G1H 1-Wire Braid Hose - High Temp SAE 100R1 Type AT

High Temp
135°C

Meets Flame Resistance Acceptance Designation MSHA 2G

Recommended For: High temperature medium pressure hydraulic oil lines.

Standards: Meets or exceeds the requirements of SAE 100R1 Type AT 2003 Revision.



Tube: Black, oil resistant, synthetic rubber (Nitrile).

See *Hose Stock Characteristics*.

Reinforcement: One braid of high-tensile steel wire.

Cover: Black, oil and abrasion resistant synthetic rubber (CSM).

See *Hose Stock Characteristics*.

Temperature Range: -40°F to +275°F (-40°C to +135°C) constant and +300°F (+149°C) intermittent (up to 10% of operating time).

For water emulsions see *Temperature Limits Table*.

Refer www.southcott.com.au or Gates eCrimp database for current crimp specifications

Hose Specifications

Part Number	⊖			⊘		⊙		⊙		⊙		Length Reel
	Standard	Dash	in	DN	in	mm	psi	bar	psi	bar	in	
4G1H	4	1/4	6	0.53	13.5	2750	189	11000	758	4.0	102	134
6G1H	6	3/8	10	0.69	17.3	2250	155	9000	620	5.0	127	117
8G1H	8	1/2	12	0.80	20.3	2000	137	8000	551	7.0	178	100
10G1H	10	5/8	16	0.94	23.6	1500	103	6000	413	8.0	203	67
12G1H	12	3/4	19	1.10	27.7	1250	86	5000	344	9.5	241	67
16G1H	16	1	25	1.41	35.6	1000	69	4000	275	12.0	305	50
20G1H	20	1-1/4	31	1.71	43.4	925	64	3700	255	16.0	406	36
24G1H	24	1-1/2	38	1.96	49.8	725	50	2900	200	20.0	508	36
32G1H	32	2	51	2.51	63.8	600	41	2400	166	25.0	635	36

Couplings and Additional Products

Hose Type	Couplings and Ferrules								Associated Protective Product Guide						
	Gates				Child				Wire Spring Guard	Spiral Guard	Heat Guard	Tex-Sleeve	Shrink Band Clamps	Life Guard	Life Guard Collar
	Standard	1 Piece Series	2 Piece Series		1 Piece Series	2 Piece Series		Field Fit							
4G1H	4G	-	-	E	S	FNP-04	R	BN1-04	HSG-02	SGX12	HTG-13	TEXS23	SB22	14LG4K	6SC4
6G1H	6G	6GS	6GS1F-2	E	S	FNP-06	R	BN1-06	HSG-03	SGX20	HTG-16	TEXS27	SB25	16LG3K	6SC4
8G1H	8G	8GS	8GS1F-2	E	S	FNP-08	R	BN1-08	HSG-04	SGX20	HTG-18	TEXS31	SB29	20LG3K	8SC4
10G1H	10G	10GS	10GS1F-2	-	S	FNP-10	-	-	HSG-06	SGX25	HTG-22	TEXS36	SB34	22LG3K	10SC4
12G1H	12G	12GS	12GS1F-2	E	S	FNP-12	R	BN1-12	HSG-09	SGX25	HTG-24	TEXS44	SB41	26LG3K	12SC4
16G1H	16G	16GS	16GS1F-2	-	S	FNP-16	R	BN1-16	HSG-11	SGX32	HTG-30	TEXS53	SB48	32LG3K	16SC4
20G1H	20G	20GS	20GS1F-2	-	S	FNP-20	-	-	HSG-13	SGX40	HTG-36	TEXS66	SB54	-	-
24G1H	-	24GSP	24GSP1F-2	-	S	FNP-24	-	-	HSG-14	SGX50	HTG-40	TEXS73	SB60	-	-
32G1H	-	32GSP	32GSP1F-2	-	S	FNP-32	-	-	HSG-15A	SGX63	HTG-64	TEXS93	SB73	-	-

CR1 1-Wire Braid Hose

SAE 100R1

Meets Flame Resistance Acceptance Designation MSHA 2G

Recommended For: Non-severe, medium pressure hydraulic applications with low flexure requirements.

Standards: SAE 100R1 or EN853 1SN specification for dimensions and performance.



Tube: Black, oil resistant, synthetic rubber (Nitrile).

See *Hose Stock Characteristics*.

Reinforcement: One braid of high-tensile steel wire.

Cover: Black, abrasion-resistant synthetic rubber (Modified SBR).

See *Hose Stock Characteristics*.

Temperature Range: -40°F to +212°F (-40°C to +100°C).

Refer www.southcott.com.au or Gates eCrimp database for current crimp specifications

Hose Specifications

Part Number	⊖			∅		⊙		⊙		⊙		Length Reel m
	Standard	Dash	in	DN	in	mm	psi	bar	psi	bar	in	
4CR1	4	1/4	6	0.52	13.2	3275	226	13100	903	4.0	102	134
6CR1	6	3/8	10	0.66	16.8	2600	179	10400	717	5.0	127	117
8CR1	8	1/2	12	0.78	19.8	2325	160	9300	641	7.0	178	100
10CR1	10	5/8	16	0.91	23.1	1900	131	7600	524	8.0	203	67
12CR1	12	3/4	19	1.07	27.2	1525	105	6100	421	9.5	241	67
16CR1	16	1	25	1.38	35.1	1250	86	5000	345	11.8	300	50

Couplings and Additional Products

Hose Type	Couplings and Ferrules				Associated Protective Product Guide							
	Gates	Child			Wire Spring Guard	Spiral Guard	Heat Guard	TexSleeve	Shrink Band Clamps	Life Guard	Life Guard Collar	
Standard	1 Piece Series	1 Piece Series	2 Piece Series Coupling	Ferrule								
4CR1	4G	E	S	FNP-04	HSG-02	SGX12	HTG-13	TEXS23	SB22	14LG4K	6SC4	
6CR1	6G	E	S	FNP-06	HSG-03	SGX20	HTG-16	TEXS27	SB25	16LG3K	6SC4	
8CR1	8G	E	S	FNP-08	HSG-04	SGX20	HTG-18	TEXS31	SB29	20LG3K	8SC4	
10CR1	10G	-	-	-	HSG-06	SGX25	HTG-22	TEXS36	SB34	22LG3K	10SC4	
12CR1	12G	E	S	FNP-12	HSG-09	SGX25	HTG-24	TEXS44	SB41	26LG3K	12SC4	
16CR1	16G	-	S	FNP-16	HSG-11	SGX32	HTG-30	TEXS55	SB48	32LG3K	16SC4	



Section 1

Hydraulic Hose

EF1 1-Wire Braid AG Hose

SAE 100R1 AT (Non-MSHA Rated Hose)

Recommended For: Medium-pressure hydraulic lines
Standards: SAE 100R1 Type AT and EN 853 1SN specifications.


Tube: Black, oil resistant, synthetic rubber (Nitrile).
 See *Hose Stock Characteristics*.

Reinforcement: One braid of high-tensile steel wire.

Cover: Black, abrasion-resistant synthetic rubber (Modified CR).
 See *Hose Stock Characteristics*.

Temperature Range: -40°F to +212°F (-40°C to +100°C).

For water emulsions: Max 200°F (93°C) pressure lines, max 180°F (82°C) return lines



Refer www.southcott.com.au or Gates eCrimp database for current crimp specifications

Hose Specifications

Part Number	⊖			∅		⊕		⊕		⊕		Length Reel
	Standard	Dash	in	DN	in	mm	psi	bar	psi	bar	in	
4EF1	4	1/4	6	0.52	13.2	3275	226	13100	903	4.0	102	134
6EF1	6	3/8	10	0.66	16.8	2600	179	10400	717	5.0	127	117
8EF1	8	1/2	12	0.78	19.8	2325	160	9300	641	7.0	178	100
12EF1	12	3/4	19	1.07	27.1	1525	105	6100	421	9.5	241	67
16EF1	16	1	25	1.38	35.0	1250	86	5000	345	11.8	300	50

Couplings and Additional Products

Hose Type	Couplings and Ferrules						Associated Protective Product Guide						
	Standard	Gates		Child		Wire Spring Guard	Spiral Guard	Heat Guard	Tex-Sleeve	Shrink Band Clamps	Life Guard	Life Guard Collar	
1 Piece Series	1 Piece Series	2 Piece Series Coupling	2 Piece Series Ferrule	Field Fit Coupling	Field Fit Ferrule								
4EF1	4G	E	S	FNP-04	R	BN1-04	HSG-02	SGX12	HTG-13	TEX23	SB22	14LG4K	6SC4
6EF1	6G	E	S	FNP-06	R	BN1-06	HSG-04	SGX20	HTG-16	TEX27	SB25	16LG3K	6SC4
8EF1	8G	E	S	FNP-08	R	BN1-08	HSG-05	SGX20	HTG-18	TEX31	SB29	20LG3K	8SC4
12EF1	12G	E	S	FNP-12	R	BN1-12	HSG-09	SGX25	HTG-24	TEX44	SB41	26LG3K	12SC4
16EF1	16G	-	S	FNP-16	R	BN1-16	HSG-11	SGX32	HTG-30	TEX53	SB48	32LG3K	16SC4

Section 1 Hydraulic Hose



MegaTech® II - SAE 100R2 Type AT - ACP

High Temp
149°C

Fleet

Recommended For: Multi purpose high pressure, high temperature air compressor lines, petroleum base or phosphate ester hydraulic fluid supply lines.

Standards: Meets or exceeds the requirements of SAE 100R2



Tube: Black, oil resistant, synthetic rubber (CPE).

See *Hose Stock Characteristics*.

Reinforcement: Two braids of high-tensile steel wire.

Cover: Blue, oil and abrasion resistant polyester braid.

See *Hose Stock Characteristics*.

Temperature Range: -40°F to +300°F (-40°C to +149°C).

Refer www.southcott.com.au or Gates eCrimp database for current crimp specifications

Hose Specifications

Part Number	⊖			∅		⊙		⊙		⊙		Length Reel
	Standard	Dash	in	DN	in	mm	psi	bar	psi	bar	in	
20MegaTech-II	20	1-1/4	31	1.89	48.0	2250	155	9000	620	15.0	381	30
24MegaTech-II	24	1-1/2	38	2.13	54.1	1500	103	6000	413	20.0	508	30
32MegaTech-II	32	2	51	2.61	66.3	1300	89	5200	358	25.0	635	30

Couplings and Additional Products

Hose Type	Couplings and Ferrules					Associated Protective Product Guide				
	Standard	Gates		Child		Wire Spring Guard	Spiral Guard	Heat Guard	Tex-Sleeve	Shrink Band Clamps
1 Piece Series		2 Piece Coupling	Ferrule	2 Piece Series Coupling	Ferrule					
20MegaTech-II	20G	-	-	-	-	HSG-14	SGX50	HTG-36	TEXS73	SB60
24 MegaTech-II	-	24GSP	24GSP1F-2	S	FNP-24	HSG-15	SGX63	HTG-44	TEXS85	SB67
32 MegaTech-II	-	32GSP	32GSP1F-2	S	FNP-32	HSG-15A	SGX75	HTG-64	TEXS112	SB79



Section 1

Hydraulic Hose

MegaTech® 1000 High-Temp Oil-Air Return

High Temp
149°C

Fleet

Recommended For: Air brake hose, pressurised hot oil return lines and rotary oil/air compressor lines. Not recommended for gasoline or diesel fuel applications.

Standards: Meets the requirements of DOT FMVSS 106-74, SAE J1402 for Air Brake hose (-4, -6, -8, -10).



Tube: Black tube specifically compounded for temperature and chemical resistance (CPE).

See *Hose Stock Characteristics*.

Reinforcement: One braid of high-tensile steel wire.

Cover: Oil and mildew resistant, textile braid, impregnated with synthetic rubber.

See *Hose Stock Characteristics*.

Temperature Range: Petroleum-base fluids: -40°F to +300°F (-40°C to +149°C).

Phosphate ester fluids as recommended by the fluid manufacturer but within range of -40°F to +212°F (-40°C to +100°C).

For water emulsions see *Temperature Limits Table*.

Refer www.southcott.com.au or Gates eCrimp database for current crimp specifications

Hose Specifications

Part Number	⊖			⊕		⊕		⊕		⊕		Length Reel
	Standard	Dash	in	DN	in	mm	psi	bar	psi	bar	in	
4MegaTech1000	4	1/4	6	0.52	13.2	1000	68	4000	275	2.0	51	106
6MegaTech1000	6	3/8	10	0.66	16.8	1000	68	4000	275	2.5	64	106
8MegaTech1000	8	1/2	12	0.80	20.3	1000	68	4000	275	3.5	89	106
10MegaTech1000	10	5/8	16	0.93	23.6	1000	68	4000	275	4.0	102	91
12MegaTech1000	12	3/4	19	1.15	29.2	1000	68	4000	275	4.7	119	60
16MegaTech1000	16	1	25	1.37	34.8	1000	68	4000	275	6.0	152	45
20MegaTech1000	20	1-1/4	31	1.68	42.7	1000	68	4000	275	8.5	216	30

Couplings and Additional Products

Hose Type	Couplings and Ferrules	Associated Protective Product Guide						
		Wire Spring Guard	Spiral Guard	Heat Guard	Tex-Sleeve	Shrink Band Clamps	Life Guard	Life Guard Collar
4MegaTech1000	Gates 1 Piece Series 4G	HSG-03	SGX16	HTG-13	TEXS20	SB22	14LG4K	6SC4
6MegaTech1000	6G	HSG-04	SGX20	HTG-16	TEXS27	SB25	16LG3K	6SC4
8MegaTech1000	8G	HSG-07	SGX25	HTG-18	TEXS31	SB29	20LG3K	8SC4
10MegaTech1000	10G	HSG-09	SGX32	-	TEXS36	SB34	22LG3K	10SC4
12MegaTech1000	12G	HSG-10	SGX40	-	TEXS44	SB41	26LG3K	12SC4
16MegaTech1000	16G	HSG-12	SGX50	HTG-24	TEXS53	SB48	32LG3K	16SC4
20MegaTech1000	20G	HSG-14	SGX50	HTG-30	TEXS66	SB54	-	

RFS Red Fire Suppressant Hose

Meets Flame Resistance Acceptance Designation MSHA 2G

Specialty

Recommended For: Low pressure powder fire suppressant applications in mining, forestry and firefighting equipment. The red cover is for easy visual identification in these applications.

Standards: Meets performance requirements of SAE 100R1.



Tube: Black, oil resistant, synthetic rubber (Nitrile).

See *Hose Stock Characteristics*.

Reinforcement: One braid of high-tensile steel wire.

Cover: Red, oil and abrasion resistant synthetic rubber (Nitrile & PVC).

See *Hose Stock Characteristics*.

Temperature Range: -40°F to +212°F (-40°C to +100°C).

For water emulsions see *Temperature Limits Table*.

Refer www.southcott.com.au or Gates eCrimp database for current crimp specifications

Hose Specifications

Part Number	⊖			⊘		⊙		⊙		⊙		Length Reel
	Standard	Dash	in	DN	in	mm	psi	bar	psi	bar	Inch	
3RFS	3	3/16	5	0.45	11.5	3000	206	12000	827	3.0	76	134
4RFS	4	1/4	6	0.53	13.5	2750	189	11000	758	4.0	102	134
6RFS	6	3/8	10	0.68	17.3	2250	155	9000	620	5.0	127	91
8RFS	8	1/2	12	0.80	20.3	2000	137	8000	551	7.0	178	100
12RFS	12	3/4	19	1.09	27.7	1250	86	5000	344	9.5	241	91
16RFS	16	1	25	1.41	35.8	1000	68	4000	275	12.0	304	50

Couplings and Additional Products

Hose Type	Couplings and Ferrules					Associated Protective Product Guide				
	Gates			Child		Wire Spring Guard	Spiral Guard	Heat Guard	Tex-Sleeve	Shrink Band Clamps
	1 Piece Series	2 Piece Series Coupling	Ferrule	2 Piece Series Coupling	Ferrule					
3RFS	-	3PC	3PC1FS	-	-	HSG-01	SGX12	HTG-10	TEXS20	SB19
4RFS	4G	-	-	S	FNP-04	HSG-02	SGX12	HTG-13	TEXS23	SB22
6RFS	6G	-	-	S	FNP-06	HSG-03	SGX12	HTG-16	TEXS27	SB25
8RFS	8G	-	-	-	-	HSG-04	SGX20	HTG-18	TEXS31	SB25
12RFS	12G	-	-	-	-	HSG-09	SGX25	HTG-24	TEXS44	SB41
16RFS	16G	-	-	-	-	HSG-11	SGX32	HTG-30	TEXS55	SB48



Section 1 Hydraulic Hose

MegaTech® 500 High-Temp Oil-Air Return

High Temp
149°C

Fleet

Recommended For: Air brake hose, pressurised hot oil return lines and rotary oil/air compressor lines. Not recommended for gasoline or diesel fuel applications.

Tube: Black tube specifically compounded for temperature and chemical resistance (CPE).

See *Hose Stock Characteristics*.

Reinforcement: One braid of high-tensile steel wire.

Cover: Oil and mildew resistant, textile braid, impregnated with synthetic rubber.

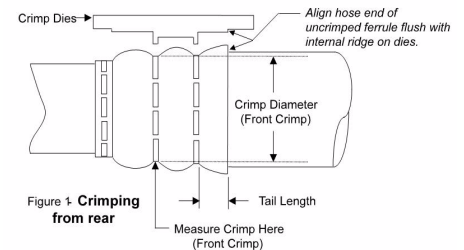
See *Hose Stock Characteristics*.

Temperature Range: Petroleum-based fluids: -40°F to +300°F (-40°C to +149°C).

Phosphate ester fluids as recommended by the fluid manufacturer but within range of -40°F to +212°F (-40°C to +100°C).

For water emulsions see *Temperature Limits Table*.

Refer www.southcott.com.au or Gates eCrimp database for current crimp specifications



*Gates coupling crimp pattern

Hose Specifications

Part Number	⊖			⊕		⊖		⊖		⊖		Length Reel m
	Standard	Dash	in	DN	in	mm	psi	bar	psi	bar	in	
24MegaTech500	24	1-1/2	38	1.95	49.5	500	34	2000	137	15.0	381	30
32MegaTech500	32	2	51	2.48	63.0	500	34	2000	137	18.0	457	30
40MegaTech500	40	2-1/2	63	2.97	75.4	500	34	2000	137	22.0	558	30

Couplings and Additional Products

Hose Type	Couplings and Ferrules			Associated Protective Product Guide				
	Standard	Gates		Wire Spring Guard	Spiral Guard	Heat Guard	Tex-Sleeve	Shrink Band Clamps
1 Piece Series		2 Piece Series Coupling	Ferrule					
24MegaTech500	24GL	24GSP	24GSP1F-2	HSG-14	SGX63	HTG-36	TEXS73	SB60
32MegaTech500	32GL	32GSP	32GSP1F-2	HSG-15A	SGX75	HTG-44	TEXS93	SB73
40MegaTech500	40GL			-	SGX79	HTG-64	TEXS112	SB79

C5C Hydraulic Hose - SAE 100R5

Fleet

Recommended For: Medium pressure hydraulic petroleum based oil lines in impulse applications, lube oil, air and water in applications such as air brakes, power steering (CAUTION: intended for heavy duty commercial vehicle use only), turbocharger oil supplies, tilt cab cylinders, transmission coolant and filtration lines.

Standards: Meets or exceeds requirements of SAE 100R5 for traditional hydraulic applications, DOT FMVSS 106-74 Type All and SAE J1402 Type All for air brake applications (-4 to -12). Not recommended for gasoline or diesel fuel.



Tube: Black, oil and heat resistant synthetic rubber (Polychloroprene -4 and -5, Nitrile -6 through -40).

See *Hose Stock Characteristics*.

Reinforcement: One braid of high-tensile carbon steel wire over one braid of polyester.

Cover: Black, oil and mildew resistant, polyester braid.

See *Hose Stock Characteristics*.

Temperature Range: Under SAE 100R5 (hydraulic) conditions -40°F to +212°F (-40°C to +100°C). All-purpose fleet application (hot lube oil lines) -40°F to +300°F (-40°C to +149°C). Air to +160°F (+71°C) only. Avoid continuous use at maximum temperature concurrent with maximum working pressure.

For water emulsions see *Temperature Limits Table*.

Refer www.southcott.com.au or Gates eCrimp database for current crimp specifications

Hose Specifications

Part Number	⊖			∅		⊙		⊙		⊙		Length Reel
	Standard	Dash	in	DN	in	mm	psi	bar	psi	bar	in	
4C5C	4	3/16	5	0.52	13.2	3000	206	12000	827	3.0	76	134
5C5C	5	1/4	6	0.58	14.7	3000	206	12000	827	3.4	86	117
6C5C	6	5/16	8	0.67	17.0	2250	155	9000	621	4.0	102	117
8C5C	8	13/32	10	0.77	19.6	2000	137	8000	551	4.6	117	100
10C5C	10	1/2	12	0.92	23.4	1750	120	7000	482	5.5	140	83
12C5C	12	5/8	16	1.08	27.4	1500	103	6000	413	6.5	165	67
16C5C	16	7/8	22	1.23	31.2	800	55	3200	220	7.4	188	50

Couplings and Additional Products

Hose Type	Couplings and Ferrules			Associated Protective Product Guide						
	Standard	Gates Field Fit Series	Child 2 Piece Series		Wire Spring Guard	Spiral Guard	Heat Guard	Tex-Sleeve	Shrink Band Clamps	Life Guard
Coupling			Ferrule							
4C5C	4C5	P	FSP-204	HSG-01	SGX16	HTG-13	TEXS20	SB19	14LG3K	6SC4
5C5C	5C5X	S	FSP-204	HSG-02	SGX16	HTG-15	TEXS23	SB22	14LG3K	6SC4
6C5C	6C5	S	FSP-206A	HSG-03	SGX20	HTG-18	TEXS27	SB25	16LG3K	6SC4
8C5C	8C5X	S	FNP-06	HSG-04	SGX20	HTG-20	TEXS31	SB25	20LG3K	8SC4
10C5C	10C5	S	FSP-210	HSG-06	SGX25	HTG-22	TEXS36	SB29	22LG3K	10SC4
12C5C	12C5X	S	FNP-12	HSG-08	SGX32	HTG-24	TEXS44	SB34	26LG3K	12SC4
16C5C	16C5	-	-	HSG-10	SGX32	HTG-26	TEXS47	SB44	32LG3K	16SC4



Section 1

Hydraulic Hose

C5C-XH Xtreme® Heat Hose - SAE 100R5

High Temp
150°C

Fleet

Recommended For: Extremely high temperature petroleum based or phosphate ester fluids, turbo charger oil supply and hot lube oil lines.

Standards: DOT FMVSS 106-74 Type All and SAE J1402 Type All (-4 to -12)



Tube: Black, oil and heat-resistant synthetic polymer tube (CPE)

See *Hose Stock Characteristics*.

Reinforcement: Braided high-tensile wire and textile.

Cover: Blue, oil and mildew-resistant polyester/textile braid.

See *Hose Stock Characteristics*.

Temperature Range: -40°F to +302°F (-40°C to +150°C)

Refer www.southcott.com.au or Gates eCrimp database for current crimp specifications

Hose Specifications

Part Number	⊖			∅		⊖		⊖		⊖		Length Reel
	Standard	Dash	in	DN	in	mm	psi	bar	psi	bar	in	
5C5CXH	5	1/4	6	0.58	14.7	3000	206	12000	827	3.4	86	117
6C5CXH	6	5/16	8	0.67	17.0	2250	155	9000	621	4.0	101	117
8C5CXH	8	13/32	10	0.77	19.6	2000	137	8000	551	4.6	116	100
10C5CXH	10	1/2	12	0.92	23.4	1750	120	7000	482	5.5	139	83
12C5CXH	12	5/8	16	1.08	27.4	1500	103	6000	413	6.5	165	67
16C5CXH	16	7/8	22	1.23	31.2	800	55	3200	220	7.4	187	50
20C5CXH	20	1-1/8	28	1.50	38.1	625	43	2500	172	9.0	229	36

Couplings and Additional Products

Hose Type	Couplings and Ferrules				Associated Protective Product Guide						
	Gates				Wire Spring Guard	Spiral Guard	Heat Guard	Tex-Sleeve	Shrink Band Clamps	Life Guard	Life Guard Collar
Standard	Field Fit Series	1 Piece Series	2 Piece Series								
			Coupling	Ferrule							
5C5CXH	5C5X	4G	-	-	HSG-02	SGX16	HTG-15	TEXS23	SB22	14LG3K	6SC4
6C5CXH	6C5	5G	-	-	HSG-03	SGX20	HTG-18	TEXS27	SB25	16LG3K	6SC4
8C5CXH	8C5X	6G	-	-	HSG-04	SGX20	HTG-20	TEXS31	SB25	20LG3K	8SC4
10C5CXH	10C5	-	8GS	8GS1F-4	HSG-06	SGX25	HTG-22	TEXS36	SB29	22LG3K	10SC4
12C5CXH	12C5X	-	10GS	10GS1F-4	HSG-08	SGX32	HTG-24	TEXS44	SB34	22LG3K	10SC4
16C5CXH	16C5	12G	-	-	HSG-10	SGX32	HTG-26	TEXS47	SB41	26LG3K	16SC4
20C5CXH	20C5	16G	-	-	HSG-11	SGX40	HTG-30	TEXS60	SB48	32LG3K	16SC4

Section 1 Hydraulic Hose



C5E High-Temp Flexline Hose

High Temp
149°C

Fleet

Recommended For: Air brake hose, power steering (CAUTION: intended for heavy duty commercial vehicle use only), engine and transmission coolant lines and hot (+300°F (+149°C)) lube oil lines. Not recommended for gasoline or diesel fuel.

Standards: DOT FMVSS 106 Type A1 and SAE J1402 Type A1 (-4 to -12)

Tube: Black, oil and heat-resistant synthetic rubber (Nitrile)

See *Hose Stock Characteristics*.

Reinforcement: One braid of high-tensile steel wire over one braid of polyester.

Cover: Black, oil and heat resistant, textile braid impregnated with synthetic rubber.

See *Hose Stock Characteristics*.

Temperature Range: -40°F to +300°F (-40°C to +149°C). Air +250°F (+121°C) maximum only.

For water emulsions see *Temperature Limits Table*.



Refer www.southcott.com.au or Gates eCrimp database for current crimp specifications

Hose Specifications

Part Number	⊖			⊖		⊖		⊖		⊖		Length Reel
	Standard	Dash	in	DN	in	mm	psi	bar	psi	bar	in	
4C5E	4	3/16	5	0.49	12.5	1500	103	6000	414	0.8	20	134
5C5E	5	1/4	6	0.55	14.0	1500	103	6000	414	1.0	25	117
6C5E	6	5/16	8	0.61	15.5	1500	103	6000	414	1.3	33	117
8C5E	8	13/32	10	0.73	18.5	1250	86	5000	345	1.8	46	100
10C5E	10	1/2	12	0.83	21.1	1250	86	5000	345	2.3	58	83
12C5E	12	5/8	16	0.95	24.1	750	52	3000	207	3.0	76	67
16C5E	16	7/8	22	1.20	30.5	400	28	1600	110	3.5	89	50

Couplings and Additional Products

Hose Type	Couplings and Ferrules			Associated Protective Product Guide						
	Standard	Gates Field Fit Series	Child 2 Piece Series		Wire Spring Guard	Spiral Guard	Heat Guard	Tex-Sleeve	Shrink Band Clamps	Life Guard
Coupling			Ferrule							
4C5E	4C5E	-	-	HSG-01	SGX16	HTG-13	TEXS20	SB19	14LG3K	6SC4
5C5E	5C5E	S	FSP-204	HSG-02	SGX16	HTG-15	TEXS23	SB19	14LG3K	6SC4
6C5E	6C5E	S	FNP-05	HSG-03	SGX20	HTG-18	TEXS25	SB25	16LG3K	6SC4
8C5E	8C5E	S	FNP-06	HSG-04	SGX20	HTG-20	TEXS31	SB25	20LG3K	8SC4
10C5E	10C5E	S	FSP-208	HSG-06	SGX25	HTG-22	TEXS33	SB29	22LG3K	10SC4
12C5E	12C5E	S	FNP-10	HSG-08	SGX32	HTG-24	TEXS40	SB34	26LG3K	12SC4
16C5E	16C5E	-	-	HSG-09	SGX32	HTG-24	TEXS47	SB34	32LG3K	16SC4



Section 1 Hydraulic Hose

G3H High-Temp 2 Fibre Braid Hose - SAE 100R3

High Temp
135°C

Transfer

Recommended For: Hydraulic oil lines, anti-freeze solutions or water.

Standards: Meets or exceeds requirements of SAE 100R3.

Tube: Black synthetic rubber (Nitrile).

See *Hose Stock Characteristics*.

Reinforcement: Two fibre braids.

Cover: Black, oil and abrasion-resistant, synthetic rubber (Polychloroprene).

See *Hose Stock Characteristics*.

Temperature Range: For hydraulic oil lines -40°F to +275°F (-40°C to +135°C)

constant and +300°F (+149°C) intermittent (up to 10% of operating time).

For water emulsions see *Temperature Limits Table*.



Refer www.southcott.com.au or Gates eCrimp database for current crimp specifications

Hose Specifications

Part Number	⊖			∅		⊙		⊙		⊙		Length Reel
	Standard	Dash	in	DN	in	mm	psi	bar	psi	bar	in	
4G3H	4	1/4	6	0.56	14.2	1250	86	5000	345	3.0	76	138
6G3H	6	3/8	10	0.75	19.0	1125	78	4500	310	4.0	102	106
8G3H	8	1/2	12	0.94	23.9	1000	69	4000	276	5.0	127	68
12G3H	12	3/4	19	1.25	31.8	750	52	3000	207	6.0	152	48
16G3H	16	1	25	1.50	38.1	565	39	2260	156	8.0	203	36
20G3H	20	1-1/4	31	1.75	44.5	375	26	1500	103	10.0	254	36

Couplings and Additional Products

Hose Type	Couplings and Ferrules	Associated Protective Product Guide						
		Wire Spring Guard	Spiral Guard	Heat Guard	Tex-Sleeve	Shrink Band Clamps	Life Guard	Life Guard Collar
Standard	Gates 1 Piece Series							
4G3H	4G	HSG-02	SGX16	HTG-13	TEXS23	SB22	14LG3K	6SC4
6G3H	6G	HSG-03	SGX20	HTG-18	TEXS31	SB25	14LG3K	6SC4
8G3H	8GLX	HSG-06	SGX25	HTG-20	TEXS36	SB29	16LG3K	6SC4
12G3H	12GLX	HSG-10	SGX32	HTG-26	TEXS47	SB34	20LG3K	8SC4
16G3H	16GLX	HSG-12	SGX40	HTG-30	TEXS60	SB41	-	-
20G3H	20GLX	HSG-13	SGX50	HTG-34	TEXS66	SB54	-	-

* Note GLX couplings are only crimped on the rear of the ferrule. The final crimp should have a bubble at the connection end of the ferrule. See below.

1. GLX couplings are only crimped on the rear of the ferrule, the final crimp should have a bubble at the connection end of the ferrule.
2. Buff required only if hose OD prohibits insertion into coupling; Buff OD 22.1mm; Buff Length 23mm

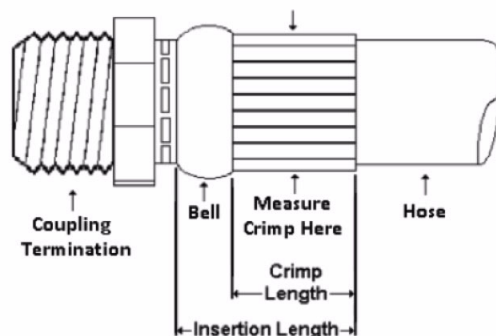


Figure 11 - GLX coupling crimp

TH8 Hydraulic Hose - SAE 100R8

Thermoplastic

Recommended For: Petroleum, water base and synthetic hydraulic fluids.

Applications include: power and telephone mobile equipment (cherry pickers), lubrication lines, blowout preventer control lines, hydraulic lifts and farm & construction machinery. Multiline available.

Standards: Meets or exceeds performance requirements of SAE 100R8 with a significantly tighter bend radius.



Tube: 100% seamless Nylon that easily handles a broad range of hydraulic fluids, including phosphate esters and water glycol.

See *Hose Stock Characteristics*.

Reinforcement: Polyester.

Cover: Black urethane resists hydraulic fluids, high temperatures, ageing and weathering. Black TH8 cover is perforated for use in general hydraulic and pneumatic service.

Temperature Range: -65°F to +200°F (-54°C to +93°C) continuous service for petroleum and synthetic oils. Maximum of +158°F (+70°C) for water, water/oil emulsions and water glycol.

Refer www.southcott.com.au or Gates eCrimp database for current crimp specifications

Hose Specifications

Part Number	⊖			⊘		⊙		⊙		⊙		Length Reel
	Standard	Dash	in	DN	in	mm	psi	bar	psi	bar	in	
4TH8	4	1/4	6	0.61	15.5	5000	345	20000	1379	2.0	51	76
6TH8	6	3/8	10	0.75	19.0	4000	276	16000	1103	2.5	64	76
8TH8	8	1/2	12	0.87	22.1	3500	241	14000	966	4.0	102	76
12TH8	12	3/4	19	1.13	28.7	2250	155	9000	621	6.5	165	60
16TH8	16	1	25	1.45	36.8	2000	138	8000	552	10.0	254	60

Couplings and Additional Products

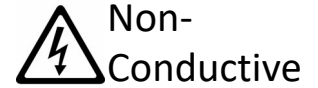
Hose Type	Couplings and Ferrules	Associated Protective Product Guide							
		Wire Spring Guard	Spiral Guard	Heat Guard	Tex-Sleeve	Shrink Band Clamps	Life Guard	Life Guard Collar	
Standard	Gates 1 Piece Series								
4TH8	4G	HSG-02	SGX16	HTG-18	TEXS25	SB22	14LG5K	6SC4	
6TH8	6G	HSG-04	SGX16	HTG-20	TEXS31	SB25	16LG4K	6SC4	
8TH8	8G	HSG-06	SGX20	HTG-26	TEXS36	SB29	20LG4K	8SC4	
12TH8	12G	HSG-08	SGX25	HTG-30	TEXS44	SB34	26LG3K	12SC4	
16TH8	16G	HSG-11	SGX40	HTG-34	TEXS60	SB41	32LG3K	16SC4	



Section 1

Hydraulic Hose

TH8NC Non-Conductive Hydraulic Hose SAE 100R8



Thermoplastic

Recommended For: Petroleum, water base and synthetic hydraulic fluids.

Applications include: power and telephone mobile equipment (cherry pickers), lubrication lines, blowout preventer control lines, hydraulic lifts and farm & construction machinery. Multiline available.

Standards: TH8NC (orange cover) meets SAE 100R8 non-conductivity requirements and meets or exceeds performance requirements of SAE 100R8 with a significantly tighter bend radius.

Tube: 100% seamless Nylon that easily handles a broad range of hydraulic fluids, including phosphate esters and water glycol.

See *Hose Stock Characteristics*.

Reinforcement: Polyester.

Cover: Orange urethane resists hydraulic fluids, high temperatures, ageing and weathering. TH8NC is non-perforated for applications requiring electrical non-conductivity. Meets SAE 100R8 Electrical Conductivity Test. Maximum leakage shall not exceed 50 microamperes when subjected to 75 kV/ft for five minutes.

(Orange is the industry-accepted colour for non-conductive hose)

See *Hose Stock Characteristics*.

Temperature Range: -65°F to +200°F (-54°C to +93°C) continuous service for petroleum and synthetic oils. Maximum of +158°F (+70°C) for water, water/oil emulsions and water glycol.



Refer www.southcott.com.au or Gates eCrimp database for current crimp specifications

Hose Specifications

Part Number	⊖			⊘		⊙		⊙		⊙		Length Reel
	Standard	Dash	in	DN	in	mm	psi	bar	psi	bar	in	
4TH8NC	4	1/4	6	0.61	15.5	5000	345	20000	1379	2.0	51	76
6TH8NC	6	3/8	10	0.75	19.0	4000	276	16000	1103	2.5	64	76
8TH8NC	8	1/2	12	0.87	22.1	3500	241	14000	966	4.0	102	76

Couplings and Additional Products

Hose Type	Couplings and Ferrules	Associated Protective Product Guide							
		Wire Spring Guard	Spiral Guard	Heat Guard	Tex-Sleeve	Shrink Band Clamps	Life Guard	Life Guard Collar	
Standard	Gates 1 Piece Series								
4TH8NC	4G	HSG-02	SGX16	HTG-18	TEXS25	SB22	14LG5K	6SC4	
6TH8NC	6G	HSG-04	SGX16	HTG-20	TEXS31	SB25	16LG4K	6SC4	
8TH8NC	8G	HSG-06	SGX20	HTG-26	TEXS36	SB29	20LG4K	8SC4	

Note: The use of protective products over this hose type may negate the non-conductivity of the hose and should therefore be considered prior to use.

TH7 Hydraulic Hose - SAE 100R7

Thermoplastic

Recommended For: Petroleum, water-based and synthetic hydraulic fluids.

Applications include: power and telephone mobile equipment (cherry pickers), lubrication lines, blowout preventer control lines, hydraulic lifts and farm & construction machinery.

Standards: TH7 hose meets or exceeds performance requirements of SAE 100R7 with a significantly tighter bend radius.



Tube: 100% seamless Nylon that easily handles a broad range of hydraulic fluids, including phosphate esters and water glycol.

See *Hose Stock Characteristics*.

Reinforcement: Synthetic fibre.

Cover: Black urethane that resists hydraulic fluids, high temperatures, ageing and weathering. Black TH7 cover is perforated for use in general hydraulic and pneumatic service.

See *Hose Stock Characteristics*.

Temperature Range: -65°F to +200°F (-54°C to +93°C) continuous service for petroleum and synthetic oils. Maximum of +158°F (+70°C) for water, water/oil emulsions and water glycol.

Refer www.southcott.com.au or Gates eCrimp database for current crimp specifications

Hose Specifications

Part Number	⊖			∅		⊙		⊙		⊙		Length Reel
	Standard	Dash	in	DN	in	mm	psi	bar	psi	bar	in	
4TH7	4	1/4	6	0.50	12.7	2750	190	11000	759	1.5	38	76
5TH7	5	5/16	8	0.56	14.2	2500	172	10000	689	2.3	57	76
6TH7	6	3/8	10	0.64	16.3	2250	155	9000	621	2.8	70	76
8TH7	8	1/2	12	0.80	20.3	2000	138	8000	552	3.8	95	76
12TH7	12	3/4	19	1.05	26.7	1250	86	5000	345	5.0	127	60
16TH7	16	1	25	1.32	33.6	1000	69	4000	276	6.5	165	60

Couplings and Additional Products

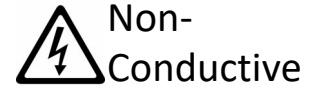
Hose Type	Couplings and Ferrules			Associated Protective Product Guide						
	Gates 1 Piece Series	Child 2 Piece Series Coupling Ferrule		Wire Spring Guard	Spiral Guard	Heat Guard	Tex- Sleeve	Shrink Band Clamps	Life Guard	Life Guard Collar
4TH7	4G	S	FSP-204	HSG-02	SGX16	HTG-13	TEXS20	SB19	14LG5K	6SC4
5TH7	5G	-	-	HSG-03	SGX16	HTG-14	TEXS23	SB22	14LG5K	6SC4
6TH7	6G	-	-	HSG-03	SGX16	HTG-20	TEXS25	SB25	16LG4K	6SC4
8TH7	8G	-	-	HSG-05	SGX20	HTG-26	TEXS31	SB29	20LG4K	8SC4
12TH7	12G	-	-	HSG-08	SGX25	HTG-30	TEXS44	SB34	26LG3K	12SC4
16TH7	16G	-	-	HSG-11	SGX40	HTG-34	TEXS53	SB48	32LG3K	16SC4



Section 1

Hydraulic Hose

TH7NC Hydraulic Hose - SAE 100R7



Thermoplastic

Recommended For: Petroleum and synthetic hydraulic fluids. Applications include: power and telephone mobile equipment (cherry pickers), lubrication lines, blowout preventer control lines, hydraulic lifts and farm & construction machinery.

Standards: Orange colour TH7NC meets SAE 100R7 non-conductivity requirements and meets or exceeds performance requirements of SAE 100R7 with a significantly tighter bend radius.

Meets ANSI A92.2 for vehicle-mounted aerial devices.



Tube: Size -2, -12 and -16: 100% seamless Nylon that easily handles a broad range of hydraulic fluids, including phosphate esters and water glycol.

Size -3 through -8: Polyester.

See *Hose Stock Characteristics*.

Reinforcement: Synthetic fibre, Nylon (-2 only).

Cover: Orange urethane resists hydraulic fluids, high temperatures, ageing and weathering. Orange TH7NC cover is non-perforated for applications requiring electrical non-conductivity. Meets SAE 100R7 Electrical Conductivity Test. Maximum leakage shall not exceed 50 microamperes when subjected to 75kV/ft for five minutes.

(Orange is the industry-accepted colour for non-conductive hose)

See *Hose Stock Characteristics*.

Temperature Range: -65°F to +200°F (-54°C to +93°C) continuous service for petroleum and synthetic oils. Maximum of +158°F (+70°C) for water, water/oil emulsions and water glycol.

Refer www.southcott.com.au or Gates eCrimp database for current crimp specifications

Hose Specifications

Part Number	⊖			⊘		⊙		⊙		⊙		Length Reel
	Standard	Dash	in	DN	in	mm	psi	bar	psi	bar	in	
4TH7NC	4	1/4	6	0.50	12.7	2750	190	11000	759	1.5	38	76
5TH7NC	5	5/16	8	0.56	14.2	2500	172	10000	689	2.3	57	76
6TH7NC	6	3/8	10	0.64	16.3	2250	155	9000	621	2.8	70	76
8TH7NC	8	1/2	12	0.80	20.3	2000	138	8000	552	3.8	95	76
12TH7NC	12	3/4	19	1.05	26.7	1250	86	5000	345	5.0	127	60
16TH7NC	16	1	25	1.32	33.6	1000	69	4000	276	6.5	167	60

Couplings and Additional Products

Hose Type	Couplings and Ferrules			Associated Protective Product Guide						
	Standard	Gates 1 Piece Series	Child		Wire Spring Guard	Spiral Guard	Heat Guard	Tex- Sleeve	Shrink Band Clamps	Life Guard
2 Piece Series Coupling			Ferrule							
4TH7NC	4G	S	FSP-204	HSG-02	SGX16	HTG-13	TEXS20	SB19	14LG5K	6SC4
5TH7NC	5G	-	-	HSG-03	SGX16	HTG-14	TEXS23	SB22	14LG5K	6SC4
6TH7NC	6G	-	-	HSG-03	SGX16	HTG-20	TEXS25	SB25	16LG4K	6SC4
8TH7NC	8G	-	-	HSG-05	SGX20	HTG-26	TEXS31	SB29	20LG4K	8SC4
12TH7NC	12G	-	-	HSG-08	SGX25	HTG-30	TEXS44	SB34	26LG3K	12SC4
16TH7NC	16G	-	-	HSG-11	SGX40	HTG-34	TEXS53	SB48	32LG3K	16SC4

Note: The use of protective products over this hose type may negate the non-conductivity of the hose and should therefore be considered prior to use.


TH7DL Dual Line Hydraulic Hose - SAE 100R7

Thermoplastic

Recommended For: Petroleum, water base and synthetic hydraulic fluids.

Applications include: power and telephone mobile equipment (cherry pickers), lubrication lines, blowout preventer control lines, hydraulic lifts and farm & construction machinery.

Standards: TH7DL meets or exceeds performance requirements of SAE 100R7 with a significantly tighter bend radius.



Tube: 100% seamless Nylon that easily handles a broad range of hydraulic fluids, including phosphate esters and water glycol.

See *Hose Stock Characteristics*.

Reinforcement: Synthetic fibre.

Cover: Black urethane resists hydraulic fluids, high temperatures, ageing and weathering. Black TH7DL cover is perforated for use in general hydraulic and pneumatic service.

See *Hose Stock Characteristics*.

Temperature Range: -65°F to +200°F (-54°C to +93°C) continuous service for petroleum and synthetic oils. Maximum of +158°F (+70°C) for water, water/oil emulsions and water glycol.

Refer www.southcott.com.au or Gates eCrimp database for current crimp specifications

Hose Specifications

Part Number	⊖			⊘		⊙		⊙		⊙		Length Reel
	Standard	Dash	in	DN	in	mm	psi	bar	psi	bar	in	
4TH7DL	4	1/4	6	0.50	12.7	2750	190	11000	759	1.5	38	76
5TH7DL	5	5/16	8	0.56	14.2	2500	172	10000	689	2.3	57	76
6TH7DL	6	3/8	10	0.64	16.2	2250	155	9000	621	2.8	70	76
8TH7DL	8	1/2	12	0.80	20.3	2000	138	8000	552	3.8	95	76

Couplings and Additional Products

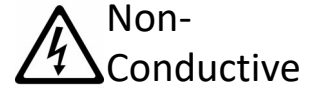
Hose Type	Couplings and Ferrules			Associated Protective Product Guide				
	Gates 1 Piece Series	Child 2 Piece Series Coupling Ferrule		Heat Guard	Tex- Sleeve	Shrink Band Clamps	Life Guard	Life Guard Collar
4TH7DL	4G	S	FSP-204	HTG-22	TEXS40	SB41	26LG3K	-
5TH7DL	5G	-	-	HTG-26	TEXS44	SB41	32LG3K	-
6TH7DL	6G	-	-	HTG-30	TEXS53	SB48	32LG3K	-
8TH7DL	8G	-	-	HTG-36	TEXS66	SB54	-	-



Section 1

Hydraulic Hose

TH7NCDL Non-Conductive Hydraulic Hose SAE 100R7



Thermoplastic

Recommended For: Petroleum and synthetic hydraulic fluids. Applications include: power and telephone mobile equipment (cherry pickers), lubrication lines, blowout preventer control lines, hydraulic lifts and farm & construction machinery.

Standards: Orange colour TH7NCDL meets SAE 100R7 non-conductivity requirements and meets or exceeds performance requirements of SAE 100R7 with a significantly tighter bend radius.

Meets ANSI A92.2 for vehicle-mounted aerial devices.



Tube: Nylon

See *Hose Stock Characteristics*.

Reinforcement: Synthetic fibre

Cover: Orange urethane resists hydraulic fluids, high temperatures, ageing and weathering. TH7NCDL is non-perforated for applications requiring electrical non-conductivity. Meets SAE 100R7 Electrical Conductivity Test. Maximum leakage shall not exceed 50 microamperes when subjected to 75kV/ft for five minutes.

(Orange is the industry-accepted colour for non-conductive hose)

See *Hose Stock Characteristics*.

Temperature Range: -65°F to +200°F (-54°C to +93°C) continuous service for petroleum and synthetic oils. Maximum of +158°F (+70°C) for water, water/oil emulsions and water glycol.

Refer www.southcott.com.au or Gates eCrimp database for current crimp specifications

Hose Specifications

Part Number	⊖			∅		⊕		⊕ ^{1/2}		⊕ ^{1/2}		Length Reel
	Standard	Dash	in	DN	in	mm	psi	bar	psi	bar	in	
4TH7NCDL	4	1/4	6	0.50	12.7	2750	190	11000	759	1.5	38	76
6TH7NCDL	6	3/8	10	0.64	16.3	2250	155	9000	621	2.8	70	76
8TH7NCDL	8	1/2	12	0.80	20.3	2000	138	8000	552	3.8	95	76

Couplings and Additional Products

Hose Type	Couplings and Ferrules			Associated Protective Product Guide				
	Gates	Child		Heat Guard	Tex-Sleeve	Shrink Band Clamps	Life Guard	Life Guard Collar
Standard	1 Piece Series	2 Piece Series						
		Coupling	Ferrule					
4TH7NCDL	4G	S	FSP-204	HTG-22	TEXS40	SB41	26LG3K	-
6TH7NCDL	6G	-	-	HTG-30	TEXS53	SB48	32LG3K	-
8TH7NCDL	8G	-	-	HTG-36	TEXS66	SB54	-	-

Note: The use of protective products over this hose type may negate the non-conductivity of the hose and should therefore be considered prior to use.

TH18 Constant Pressure Hydraulic Hose - SAE 100R18

Thermoplastic

Recommended For: Petroleum and synthetic hydraulic fluids. TH18 is ideal for industrial and agricultural applications exposed to low temperatures or cyclic and quick temperature changes. Remains highly flexible in cold weather conditions.

Standards: TH18 hose meets or exceeds performance requirements of SAE 100R18 with a significantly tighter bend radius.



Tube: Polyester elastomer.

See *Hose Stock Characteristics*.

Reinforcement: Synthetic fibre.

Cover: Black urethane perforated

See *Hose Stock Characteristics*.

Temperature Range: -67°F to +212°F (-55°C to +100°C) continuous service for petroleum and synthetic oils. Maximum of +158°F (+70°C) for water-based fluids.

Refer www.southcott.com.au or Gates eCrimp database for current crimp specifications

Hose Specifications

Part Number	⊖			⊕		⊙		⊙		⊙		Length Reel
	Standard	Dash	in	DN	in	mm	psi	bar	psi	bar	in	
4TH18	4	1/4	6	0.48	12.2	3000	207	12000	828	1.4	36	76
5TH18	5	5/16	8	0.56	14.2	3000	207	12000	828	1.8	46	76
6TH18	6	3/8	10	0.65	16.5	3000	207	12000	828	1.8	46	76
8TH18	8	1/2	12	0.89	22.6	3000	207	12000	828	2.8	71	76
10TH18	10	5/8	16	1.03	26.2	3000	207	12000	828	3.9	99	76

Couplings and Additional Products

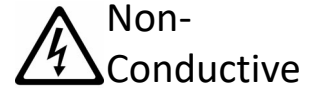
Hose Type	Couplings and Ferrules	Associated Protective Product Guide						
		Wire Spring Guard	Spiral Guard	Heat Guard	Tex-Sleeve	Shrink Band Clamps	Life Guard	Life Guard Collar
Standard	Gates 1 Piece Series							
4TH18	4G	HSG-02	SGX16	HTG-14	TEXS20	SB19	14LG3K	6SC4
5TH18	5G	HSG-02	SGX16	HTG-15	TEXS23	SB22	14LG3K	6SC4
6TH18	6G	HSG-03	SGX16	HTG-16	TEXS25	SB25	16LG3K	6SC4
8TH18	8G	HSG-06	SGX20	HTG-20	TEXS36	SB29	20LG3K	8SC4
10TH18	10G	HSG-08	SGX25	HTG-22	TEXS40	SB34	22LG3K	10SC4



Section 1

Hydraulic Hose

TH18NC Constant Pressure Non-Conductive Hydraulic Hose - SAE 100R18



Thermoplastic

Recommended For: Petroleum and synthetic hydraulic fluids in hydraulic systems. TH18NC non-conductive hose is suitable for use in high-voltage applications. Remains highly flexible in cold weather conditions and is resistant to hydraulic fluids, high temperatures, ageing and weathering.



Standards: TH18NC hose meets or exceeds performance requirements of SAE 100R18 with a significantly tighter bend radius.

Tube: Polyester elastomer.

See *Hose Stock Characteristics*.

Reinforcement: Synthetic fibre.

Cover: Special Urethane, orange (industry-accepted colour for non-conductive hose), non-perforated for applications requiring electrical non-conductivity. Meets SAE 100R18 Electrical Conductivity Test. Maximum leakage shall not exceed 50 microamperes when subjected to 75kV/ft for five minutes.

See *Hose Stock Characteristics*.

Temperature Range: -67°F to +212°F (-55°C to +100°C) continuous service for petroleum and synthetic oils. Maximum of +158°F (+70°C) for water-based fluids.

Refer www.southcott.com.au or Gates eCrimp database for current crimp specifications

Hose Specifications

Part Number	⊖			∅		⊙		⊙		⊙		Length Reel
	Standard	Dash	in	DN	in	mm	psi	bar	psi	bar	in	
4TH18NC	4	1/4	6	0.48	12.2	3000	207	12000	828	1.4	36	76
5TH18NC	5	5/16	8	0.56	14.2	3000	207	12000	828	1.8	46	76
6TH18NC	6	3/8	10	0.65	16.5	3000	207	12000	828	1.8	46	76
8TH18NC	8	1/2	12	0.89	22.6	3000	207	12000	828	2.8	71	76
10TH18NC	10	5/8	16	1.03	26.2	3000	207	12000	828	3.9	99	76

Couplings and Additional Products

Hose Type	Couplings and Ferrules	Associated Protective Product Guide						
		Wire Spring Guard	Spiral Guard	Heat Guard	Tex-Sleeve	Shrink Band Clamps	Life Guard	Life Guard Collar
Standard	Gates							
	1 Piece Series							
4TH18NC	4G	HSG-02	SGX16	HTG-14	TEXS20	SB19	14LG3K	6SC4
5TH18NC	5G	HSG-02	SGX16	HTG-15	TEXS23	SB22	14LG3K	6SC4
6TH18NC	6G	HSG-03	SGX16	HTG-16	TEXS25	SB25	16LG3K	6SC4
8TH18NC	8G	HSG-06	SGX20	HTG-20	TEXS36	SB29	20LG3K	8SC4
10TH18NC	10G	HSG-08	SGX25	HTG-22	TEXS40	SB34	22LG3K	10SC4

Note: The use of protective products over this hose type may negate the non-conductivity of the hose and should therefore be considered prior to use.

Section 1 Hydraulic Hose



MultiMaster™ GMV Megaflex® Return Line/Suction, Fuel Transfer, Coolant Applications

High Temp
135°C

MSHA-approved cover for critical and mining applications

Recommended For: Hydraulic return and suction lines transferring refined fuels or other petroleum products, and coolant lines. Applications requiring excellent flexibility and maximum resistance to air, water, coolant, petroleum lubricating oils and refined fuels.



Standards: Meets or exceeds SAE 100R4. Meets SAE J30R5 and SAE J20R5* (*except tube dimensions).

Tube: Nitrile, black.

Reinforcement: Synthetic, high tensile textile reinforcement with steel wire helix.

Cover: Polychloroprene. Black, corrugated.

See *Hose Stock Characteristics*.

Temperature Range: -40°F to +275°F (-40°C to +135°C) Laboratory tested for normal service. Increased operating temperatures will reduce hose assembly service life. Warning: Do not convey fuels over +120°F (+49°C) and for coolant applications (20R5) max temperature is +212°F (+100°C).

Refer www.southcott.com.au or Gates eCrimp database for current crimp specifications

Hose Specifications

Part Number	⊖			⊘		⊙		⊕		Length Reel	
	Standard	Dash	in	DN	in	mm	psi	bar	in		mm
12MULTIMASTER-GMV	12		3/4	19	1.20	30.5	350	24.1	0.8	20	30
16MULTIMASTER-GMV	16		1	25	1.41	35.8	300	20.7	1.0	25	30
20MULTIMASTER-GMV	20		1-1/4	32	1.66	42.2	250	17.2	1.3	33	30
24MULTIMASTER-GMV	24		1-1/2	38	1.90	48.3	150	10.3	1.5	38	30
32MULTIMASTER-GMV	32		2	51	2.39	60.7	150	10.3	2.0	51	30
40MULTIMASTER-GMV	40		2-1/2	63	2.94	74.7	150	10.3	2.5	64	30

Also available in 3", 4" and 6"

Couplings and Additional Products

Hose Type	Couplings and Ferrules						Associated Protective Product Guide					
	Gates				Child		Wire Spring Guard	Spiral Guard	Heat Guard	Tex-Sleeve	Shrink Band Clamps	Hose Clamp
	1 Piece Series	1 Piece Series	2 Piece Series		2 Piece Series							
12MULTIMASTER-GMV	-	12GL	-	-	S	FSS-12	HSG-09	SGX32	HTG-26	TEXS47	SB34	TTBY29-31P
16MULTIMASTER-GMV	16G	16GL	-	-	S	FSP-216	HSG-11	SGX40	HTG-32	TEXS55	SB41	TTBY34-37P
20MULTIMASTER-GMV	20G	20GL	-	-	S	FSP-220	HSG-13	SGX50	HTG-34	TEXS66	SB54	TTBY40-43P
24MULTIMASTER-GMV	-	24GL	24GSP	24GSP1F-2	S	FSP-424	HSG-14	SGX50	HTG-38	TEXS73	SB60	TTBY46-49P
32MULTIMASTER-GMV	-	32GL	32GSP	32GSP1F-2	S	FSP-432	HSG-15A	SGX63	HTG-56	TEXS93	SB73	TTBY58-61P
40MULTIMASTER-GMV	-	40GL	-	-	-	-	HSG-16	SGX90	HTG-64	TEXS112	SB86	TTBY71-76P

Beaded Product

Hose Type	Child Beaded Couplings (use clamps)				
	BSPT Male/Female	BSPP Male/Female	NPT Male/Female	Metric Male/Female	SAE O-Ring Boss Male/Female
12MULTIMASTER-GMV	CB4, CB5, CB41, CB60	CP4, CR4, CB5, CP60	CN4, CN41	-	C5, C41, C60
16MULTIMASTER-GMV	CB4, CB5, CB41, CB60	CP4, CR4, CB5, CP60	CN4, CN41	CM4	C5, C41, C60
20MULTIMASTER-GMV	CB4, CB5, CB41, CB60	CP4, CR4, CB5, CP60	CN4, CN41	CM4	C5, C41, C60
24MULTIMASTER-GMV	CB4, CB41, CB60	CP4, CR4, CP60	CN4, CN60	CM4	C5, C41, C60
32MULTIMASTER-GMV	CB4, CB60	CP4	CN4	-	-
40MULTIMASTER-GMV	CB4	-	-	-	-



Section 1

Hydraulic Hose

RLA 1-Fibre Braid Return Line & Low Pressure Hose

Meets Flame Resistance Acceptance Designation MSHA 2G

Recommended For: Low-pressure hydraulic oil return lines for general purpose water, glycol antifreeze solutions, conveying diesel fuel, gasoline or air.

Standards: Meets SAE 30R2 performance requirements of both Type 1 and Type 2 for fuel and B20 constant contact up to 125°F (51°C) biodiesel fuel transfer applications.



Tube: Black oil resistant synthetic rubber (Nitrile and PVC).

See *Hose Stock Characteristics*.

Reinforcement: One fibre braid (-3 to -10). Spiral braid (-12 to -16).

Cover: Black synthetic rubber. Oil and abrasion resistant (Nitrile & PVC).

See *Hose Stock Characteristics*.

Temperature Range: -40°F to +212°F (-40°C to +100°C). Air to +160°F (+71°C) only.

For water emulsions see *Temperature Limits Table*.

Refer www.southcott.com.au or Gates eCrimp database for current crimp specifications

Hose Specifications

Part Number	⊖			⊘		⊙		⊙		⊙		Length Reel
	Standard	Dash	in	DN	in	mm	psi	bar	psi	bar	in	
3RLA	3	3/16	5	0.41	10.4	250	17	1000	69	3.0	76	168
4RLA	4	1/4	6	0.50	12.7	250	17	1000	69	3.0	76	168
5RLA	5	5/16	8	0.56	14.2	250	17	1000	69	4.0	102	168
6RLA	6	3/8	10	0.66	16.8	250	17	1000	69	4.0	102	168
8RLA	8	1/2	12	0.81	20.6	200	14	800	55	5.0	127	168
10RLA	10	5/8	16	0.94	23.9	200	14	800	55	6.0	152	168
12RLA	12	3/4	19	1.09	27.7	200	14	800	55	6.0	152	168
16RLA	16	1	25	1.34	34.0	160	11	640	44	8.0	203	122

Couplings and Additional Products

Hose Type	Couplings and Ferrules	Associated Protective Product Guide							
		Wire Spring Guard	Spiral Guard	Heat Guard	Tex-Sleeve	Shrink Band Clamps	Life Guard	Life Guard Collar	Hose Clamp
Standard	Gates								
	1 Piece Series								
3RLA	-	HSG-01	SGX16	HTG-12	TEXS17	SB19	14LG3K	6SC4	MH004
4RLA	4G	HSG-01	SGX16	HTG-13	TEXS20	SB22	14LG3K	6SC4	MH004
5RLA	5G	HSG-02	SGX20	HTG-15	TEXS23	SB25	14LG3K	6SC4	MH004
6RLA	6G	HSG-03	SGX20	HTG-18	TEXS27	SB25	14LG3K	6SC4	HS006
8RLA	8G	HSG-05	SGX25	HTG-20	TEXS31	SB34	16LG3K	6SC4	HS008
10RLA	10G	HSG-07	SGX32	HTG-20	TEXS36	SB34	20LG3K	8SC4	HS012
12RLA	12G	HSG-09	SGX32	HTG-24	TEXS44	SB41	26LG3K	12SC4	HS012
16RLA	16G	HSG-11	SGX40	HTG-28	TEXS53	SB48	32LG3K	16SC4	HS016

LOL Plus Lock-On Hose

*NOTE: being superseded by "Plant Master Xtreme 300 Lock-on Braid"

Meets Flame Resistance Acceptance Designation MSHA 2G (Black Cover Only)

Recommended For: Petroleum-base hydraulic oils, water, glycol antifreeze solutions, engine lubricating oils and air. Lock-On hose and couplings are NOT recommended for pressure surge applications or critical applications such as permanent piping in residential or commercial buildings. Do not use for gasoline or diesel fuels unless approved by Gates H/C Product Application.

Tube: Black oil resistant synthetic rubber (Nitrile), highly resistant to oil and heat. See *Hose Stock Characteristics*.

Reinforcement: One fibre braid.

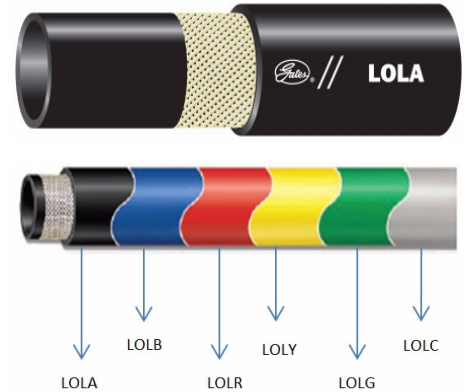
Cover: Oil and abrasion resistant synthetic rubber (Nitrile & PVC).

See *Hose Stock Characteristics*.

Available In: Black (LOLA), blue (LOLB), green (LOLG), red (LOLR), yellow (LOLY) and grey (LOLC) colours. Only black cover meets MSHA.

Temperature Range: -40°F to +212°F (-40°C to +100°C). Air to +160°F (+71°C) only.

For water emulsions see *Temperature Limits Table*.



Refer www.southcott.com.au or Gates eCrimp database for current crimp specifications

Hose Specifications

Part Number	⊖			⊖		⊖		⊖		⊖		Length Reel
	Standard	Dash	in	DN	in	mm	psi	bar	psi	bar	in	
3LOLA	3	3/16	5	0.41	10.4	300	21	1200	83	3.0	76	91
4LOLA	4	1/4	6	0.47	11.9	300	21	1200	83	3.0	76	145
5LOLA	5	5/16	8	0.55	14.0	300	21	1200	83	3.0	76	91
6LOLA	6	3/8	10	0.63	16.0	300	21	1200	83	3.0	76	91
8LOLA	8	1/2	12	0.77	19.6	300	21	1200	83	5.0	127	91
10LOLA	10	5/8	16	0.94	23.9	300	21	1200	83	6.0	152	76
12LOLA	12	3/4	19	1.06	26.9	300	21	1200	83	7.0	178	68

Couplings and Additional Products

Hose Type	Couplings			Associated Protective Product Guide							
	Gates		Child	Wire Spring Guard	Spiral Guard	Heat Guard	Tex-Sleeve	Shrink Band Clamps	Life Guard	Life Guard Collar	Hose Clamp
Standard	1 Piece GLP	LOC ON	Push Lock								
3LOLA	-	-	-	HSG-01	SGX16	HTG-12	TEXS17	SB19	14LG3K	6SC4	MH004
4LOLA	4GLP	4LOC	L	HSG-01	SGX16	HTG-13	TEXS20	SB22	14LG3K	6SC4	MH004
5LOLA	-	5LOC	L	HSG-02	SGX20	HTG-15	TEXS23	SB25	14LG3K	6SC4	MH004
6LOLA	6GLP	6LOC	L	HSG-03	SGX20	HTG-18	TEXS25	SB25	14LG3K	6SC4	HS006
8LOLA	8GLP	8LOC	L	HSG-05	SGX25	HTG-20	TEXS31	SB34	16LG3K	6SC4	HS008
10LOLA	10GLP	10LOC	L	HSG-07	SGX32	HTG-20	TEXS36	SB34	20LG3K	8SC4	HS012
12LOLA	12GLP	12LOC	L	HSG-09	SGX32	HTG-24	TEXS44	SB41	26LG3K	12SC4	HS012



Section 1

Hydraulic Hose

LOC 1-Fibre Braid Lock-On Hose

Recommended For: Petroleum-base hydraulic oils, water, glycol anti-freeze compounds, water, engine lubricating oils and air. Lock-On hose and couplings are NOT recommended for pressure surge applications or critical applications such as permanent piping in residential or commercial buildings.

Standards: Meets SAE 30R2, SAE 30R6 and SAE 30R7 performance requirements for fuel and B20 biodiesel fuel transfer applications up to +125°F (51.6°C).



Tube: Black oil resistant synthetic rubber (Nitrile).

See *Hose Stock Characteristics*.

Reinforcement: One fibre braid.

Cover: Oil and mildew resistant textile braid impregnated with synthetic rubber.

See *Hose Stock Characteristics*.

Temperature Range: -40°F to +250°F (-40°C to +121°C).

Air -40°F to +160°F (-40°C to +71°C).

For water emulsions see *Temperature Limits Table*.

Refer www.southcott.com.au or Gates eCrimp database for current crimp specifications

Hose Specifications

Part Number	⊖			⊘		⊙		⊙		⊙		Length Reel
	Standard	Dash	in	DN	in	mm	psi	bar	psi	bar	in	
4LOC	4	1/4	6	0.52	13.2	300	21	1200	83	3.0	76	91
6LOC	6	3/8	10	0.64	16.3	300	21	1200	83	3.0	76	91
8LOC	8	1/2	12	0.80	20.3	300	21	1200	83	5.0	127	91
10LOC	10	5/8	16	0.90	22.9	300	21	1200	83	6.0	152	76
12LOC	12	3/4	19	1.00	25.4	300	21	1200	83	7.0	178	68

Couplings and Additional Products

HoseType	Couplings			Associated Protective Product Guide							
	Gates		Child	Wire Spring Guard	Spiral Guard	Heat Guard	Tex-Sleeve	Shrink Band Clamps	Life Guard	Life Guard Collar	Hose Clamp
Standard	1 Piece GLP	LOC ON	Push Lock								
4LOC	4GLP	4LOC	L	HSG-02	SGX16	HTG-13	TEXS20	SB22	14LG3K	6SC4	MH004
6LOC	6GLP	6LOC	L	HSG-02	SGX20	HTG-15	TEXS25	SB25	14LG3K	6SC4	HS006
8LOC	8GLP	8LOC	L	HSG-05	SGX20	HTG-18	TEXS31	SB34	16LG3K	6SC4	HS008
10LOC	10GLP	10LOC	L	HSG-07	SGX25	HTG-20	TEXS36	SB34	20LG3K	8SC4	HS012
12LOC	12GLP	12LOC	L	HSG-09	SGX25	HTG-22	TEXS40	SB41	26LG3K	12SC4	HS012

PolarSeal® Hose

SAE J51 Type A2 Dimensions; SAE J51 Type D Performance; SAE J2064 Type C Class II

Recommended For: Liquid and gaseous R134a and R12 refrigerants in automotive air conditioning and industrial systems ie tractors, construction trucks, mobile and stationary refrigeration units. Designed to minimise permeation of R134a refrigerant.

Standards: PolarSeal® (ACA) full dimension barrier hose. SAE J51, Type A2 Dimensions, Type D Performance; SAE J3062, Type C, Class II Performance.



Tube: Black synthetic rubber (Polychloroprene).

See *Hose Stock Characteristics*.

Reinforcement: Two layers of spiral polyester.

Cover: Black synthetic rubber (EPDM).

See *Hose Stock Characteristics*.

Temperature Range: -22°F to +257°F (-30°C to +125°C).

Barrier: Nylon liner.

Refer www.southcott.com.au or Gates eCrimp database for current crimp specifications

Hose Specifications

Part Number	⊖			⊘		⊙		⊙		⊙		Length Reel
	Standard	Dash	in	DN	in	mm	psi	bar	psi	bar	in	
6AC134A	6	5/16	10	0.74	18.8	500	34	2000	138	2.0	51	103
8AC134A	8	13/32	12	0.91	23.1	500	34	2000	138	3.0	76	71
10AC134A	10	1/2	16	1.00	25.4	500	34	2000	138	4.0	102	64
12AC134A	12	5/8	19	1.13	28.7	500	34	2000	138	5.0	127	53

Couplings and Additional Products

HoseType	Couplings	Associated Protective Product Guide				
		Wire Spring Guard	Spiral Guard	Heat Guard	Tex-Sleeve	Shrink Band Clamps
Standard	Gates 1 Piece ACA					
6AC134A	6ACA	HSG-05	SGX20	HTG-15	TEXS31	SB22
8AC134A	8ACA	HSG-05	SGX25	HTG-20	TEXS36	SB25
10AC134A	10ACA	HSG-07	SGX25	HTG-22	TEXS40	SB29
12AC134A	12ACA	HSG-09	SGX32	HTG-24	TEXS44	SB34



Section 1 Hydraulic Hose

CleanMaster Pressure Wash 1 & 2 Wire Water Pressure Wash Hose

Supersedes Power Clean

Standards: Meets MSHA Flame-resistance. Exceeds EN1829-2

Recommended For: Hot and cold water high-pressure cleaning equipment used in commercial and industrial cleaning, food processing, sanitation and car wash applications where heavy-duty service is required. Specially compounded cover to handle harsh environments.

Tube: Nitrile, Black.

See *Hose Stock Characteristics*.

Reinforcement: Braided, steel wire.

Cover: Modified Nitrile. Non-marking except for black. Abrasion-resistant, ozone-resistant, MSHA flame-resistant. Blue, grey and yellow covers are subject to availability.

See *Hose Stock Characteristics*.

Temperature Range: -40°F to +250°F (-40°C to +121°C).

For water emulsions see *Temperature Limits Table*.

Caution: Not recommended for steam service. Use bend restrictors to extend service life.



Refer www.southcott.com.au or Gates eCrimp database for current crimp specifications

Hose Specifications

Part Number	⊖			∅		⊙		Ⓜ		Number of braids	Length Reel m
	Standard	Dash	in	DN	in	mm	psi	bar	in		
4PW4000-BLACK	4	1/4	6	0.53	13.5	4000	276	2.0	51	1 wire	91
4PW6000-BLACK	4	1/4	6	0.59	15.0	6000	414	2.0	51	2 wire	91
6PW3000-BLACK	6	3/8	10	0.67	17.0	3000	207	2.5	64	1 wire	91
6PW3000-BLUE	6	3/8	10	0.67	17.0	3000	207	2.5	64	1 wire	91
6PW5000-BLUE	6	3/8	10	0.74	18.8	5000	345	2.5	64	2 wire	91
6PW6000-BLACK	6	3/8	10	0.74	18.8	6000	414	2.5	64	2 wire	91
6PW6000-BLUE	6	3/8	10	0.74	18.8	6000	414	2.5	64	2 wire	91

Couplings and Additional Products

Hose Type	Couplings and Ferrules	Associated Protective Product Guide				
		Wire Spring Guard	Spiral Guard	Heat Guard	Tex-Sleeve	Shrink Band Clamps
Standard	Gates 1 Piece Series					
4PW4000-BLACK	4G	HSG-02	SGX16	HTG-14	TEXS23	SB22
4PW6000-BLACK	4G	HSG-02	SGX16	HTG-14	TEXS23	SB22
6PW3000-BLACK	6G	HSG-03	SGX20	HTG-16	TEXS27	SB22
6PW3000-BLUE	6G	HSG-03	SGX20	HTG-16	TEXS27	SB22
6PW5000-BLACK	6G	HSG-04	SGX20	HTG-18	TEXS31	SB25
6PW6000-BLACK	6G	HSG-04	SGX20	HTG-18	TEXS31	SB25
6PW6000-BLUE	6G	HSG-04	SGX20	HTG-18	TEXS31	SB25

C5M Marine Fuel Line Hose

Meets Flame Resistance Acceptance Designation MSHA 2G

Recommended For: All commercial and recreational vessel fuel line applications.

Suitable for marine diesel, gasoline, B100 bio diesel, gasahol fuels and hot oil applications.

Standards: Meets SAE J1527 B100 +125°F (51°C) Type A Class 1 and SAE J1942 requirements. Exceeds SAE J30R2 for non-marine requirements.

Tube: Nitrile

See *Hose Stock Characteristics*.

Reinforcement: One wire braid.

Cover: Nitrile & PVC. Blue.

See *Hose Stock Characteristics*.

Temperature Range: -4°F to +212°F (-20°C to +100°C) continuous service



Refer www.southcott.com.au or Gates eCrimp database for current crimp specifications

Hose Specifications

Part Number	⊖			⊘		⊙		⊙		⊙		Length Reel
	Standard	Dash	in	DN	in	mm	psi	bar	psi	bar	in	
6C5M	6	5/16	8	0.67	17.0	500	34	2000	138	1.3	33	117
8C5M	8	13/32	10	0.77	19.6	500	34	2000	138	1.8	46	100
10C5M	10	1/2	12	0.92	23.4	500	34	2000	138	2.3	58	83
12C5M	12	5/8	16	1.08	27.4	500	34	2000	138	2.8	71	67

Couplings and Additional Products

Hose Type	Couplings and Ferrules	Associated Protective Product Guide							
		Wire Spring Guard	Spiral Guard	Heat Guard	Tex-Sleeve	Shrink Band Clamps	Life Guard	Life Guard Collar	
Standard	Gates Field Fit Series								
6C5M	6C5	HSG-03	SGX20	HTG-18	TEXS27	SB25	16LG3K	6SC4	
8C5M	8C5X	HSG-04	SGX20	HTG-20	TEXS31	SB29	20LG3K	8SC4	
10C5M	10C5	HSG-06	SGX25	HTG-22	TEXS36	SB34	22LG3K	10SC4	
12C5M	12C5X	HSG-08	SGX32	HTG-24	TEXS44	SB41	26LG3K	12SC4	



Section 1

Hydraulic Hose

C5D High-Temp Multi-Fluid Hose

High Temp
149°C

DOT FMVSS 106-74 Type All & SAE J1402 Type All (-4 to -12)

Recommended For: Petroleum-based or phosphate ester fluids, diesel fluids and filtration lines, transmission coolant lines, hot lube oil lines, power steering (caution: intended for heavy-duty commercial vehicle use only), gasoline and turbocharger oil supplies. Tilt cab cylinder and air brakes.

Standards: C5D (-4 to -12) meets or exceeds DOT FMVSS 106-74 Type All, SAE J1402 Type All. Not approved for bio diesel.



Tube: Black, oil- and heat-resistant synthetic rubber (CPE)

See *Hose Stock Characteristics*.

Reinforcement: One braid of high-tensile steel wire over one braid of polyester.

Cover: Green for easy identification, oil- and mildew-resistant polyester braid impregnated with synthetic rubber.

See *Hose Stock Characteristics*.

Temperature Range: -40°F to +300°F (-40°C to +149°C). Air to +250°F (+121°C) only.

Maximum phosphate esters to +212°F (+100°C).

For water emulsions see *Temperature Limits Table*.

Refer www.southcott.com.au or Gates eCrimp database for current crimp specifications

Hose Specifications

Part Number	⊖			⊘		⊙		⊙		⊙		Length Reel
	Standard	Dash	in	DN	in	mm	psi	bar	psi	bar	in	
4C5D	4	3/16	5	0.52	13.2	1500	103	6000	414	1.0	25	134
5C5D	5	1/4	6	0.58	14.7	1500	103	6000	414	1.5	38	117
6C5D	6	5/16	8	0.67	17.0	1500	103	6000	414	1.8	46	117
8C5D	8	13/32	10	0.77	19.6	1250	86	5000	345	2.0	51	100
10C5D	10	1/2	12	0.92	23.4	1250	86	5000	345	2.0	51	83
12C5D	12	5/8	16	1.08	27.4	750	52	3000	207	2.3	58	67
16C5D	16	7/8	22	1.23	31.2	400	27	1600	110	3.5	89	50

Couplings and Additional Products

Hose Type	Couplings and Ferrules	Associated Protective Product Guide						
		Wire Spring Guard	Spiral Guard	Heat Guard	Tex-Sleeve	Shrink Band Clamps	Life Guard	Life Guard Collar
Standard	Gates Field Fit Series							
4C5D	4C5	HSG-01	SGX16	HTG-13	TEXS20	SB19	14LG3K	6SC4
5C5D	5C5X	HSG-02	SGX16	HTG-15	TEXS23	SB22	14LG3K	6SC4
6C5D	6C5	HSG-03	SGX20	HTG-18	TEXS27	SB25	16LG3K	6SC4
8C5D	8C5X	HSG-04	SGX20	HTG-20	TEXS31	SB29	20LG3K	8SC4
10C5D	10C5	HSG-06	SGX25	HTG-22	TEXS36	SB34	22LG3K	10SC4
12C5D	12C5X	HSG-08	SGX32	HTG-24	TEXS44	SB41	26LG3K	12SC4
16C5D	16C5	HSG-10	SGX32	HTG-26	TEXS47	SB48	32LG3K	16SC4

Gates Safety Stripe II Fuel Line/PCV/Evaporative Emission Control Hose

Specification: SAE 30R6 & 30R7

Recommended For: Multi-purpose hose for use on fuel lines, PCV and EEC systems and for fuel return hose connections on diesel fuel injection systems. Approved for use with leaded and unleaded gasoline, diesel and gasoline blends of ethanol, methanol and ethers (up to the legal limits allowed by the EPA).


Warning: Do not use for pressure lines on fuel injection engines or for cooling system applications. Use Multi-Port Injection (MPI) hose for fuel injection applications.

Tube: Nitrile.

Reinforcement: Reinforced construction.

Cover: Modified Nitrile. Oil resistant cover resists the effects of high heat and ozone found in engine compartments.

Temperature Range: -40°F to +257°F (-40°C to +125°C).



Hose Specifications

Part Number	⊖			⊕		Suction		Length Reel
	Standard	Dash	in	DN	psi	bar	in Hg	
27001	3	3/16	5	50	3.4	24	609	7.6
27002	4	1/4	6	50	3.4	24	609	7.6
27003	5	5/16	8	50	3.4	24	609	7.6
27004	6	3/8	10	50	3.4	24	609	7.6
27006	8	1/2	12	35	2.4	10	254	7.6

Gates 4219G Fuel Line/Tank Vent/Evaporative Emission Control Hose

Specification: Exceeds SAE 30R6 & 30R7

Recommended For: Fuel line applications to provide flexible connections between rigid fuel distribution lines and the engine. Also for use in evaporative emission control systems as a vent line.


Warning: Not recommended for fuel injection systems.

Tube: Black Nitrile. Oil, petrol and gasohol resistant.

Reinforcement: Single ply of synthetic fibre.

Cover: NBR/PVC. Black. Fuel, ozone and high temperature resistant.

Temperature Range: -40°F to +257°F (-40°C to +125°C).



Hose Specifications

Part Number	⊖			⊕		Suction		Length Reel
	Standard	Dash	in	DN	psi	bar	in Hg	
42190103	4	1/4	6	50	3.4	24	609	198
42190107	5	5/16	8	50	3.4	24	609	198
42190109	6	3/8	10	50	3.4	24	609	198
42190102	8	1/2	12	35	2.4	10	254	182



Section 1

Hydraulic Hose

Gates PS-188 Power Steering Hose

Specification: SAE J2050

Recommended For: Power steering pressure lines. Designed to meet requirements of SAE J2050 specifications.

Tube: Synthetic rubber specially compounded to provide resistance to high temperatures and power steering fluids (Hypalon).

Reinforcement: Two high strength nylon braids that resist high temperatures and allow for expansion for system noise dampening.

Cover: Black synthetic rubber developed specifically to resist under hood environments (Type CSM).

Temperature Range: -40°F to +300°F (-40°C to +150°C).



Hose Specifications

Part Number	⊖			∅		⊙		⊙		⊙		Length Reel
	Standard	Dash	in	DN	in	mm	psi	bar	psi	bar	in	
6PS-188	6	3/8	10	0.71	18.0	1500	103	6000	414	3.2	83	15.2

Couplings and Additional Products

Standard	Couplings & Ferrules		Associated Protective Product Guide						
	Child		Wire Spring Guard	Spiral Guard	Heat Guard	Tex-Sleeve	Shrink Band Clamps	Life Guard	Life Guard Collar
	2 Piece Series								
6PS-188	S	FSP-206A	-	-	-	-	-	-	-

Gates Windshield Washer, Vacuum & Radiator Overflow

Specification: Meets SAE J1037, J942B

Recommended For: Windshield washers, vacuum operated accessories and radiator overflow.

Vacuum and kink resistant construction.

Vacuum rated to 24" Hg (610mm Hg).

25psi working pressure.

Temperature Range: -40°F to +257°F (-40°C to +125°C).



Hose Specifications

Part Number	⊖		Nipple Size		⊙		Suction		Length Reel
	in	mm	in	mm	psi	bar	in Hg	mm Hg	
27041	7/64	2.8	1/8	3.2	25	2	24	610	15.2
27042	5/32	4.0	3/16	4.8	25	2	24	610	15.2
27043	7/32	5.6	1/4	6.4	25	2	24	610	15.2
27044	1/4	6.4	5/16	7.9	25	2	24	610	15.2
27050	5/16	7.9	3/8	9.5	25	2	24	610	7.6
27053	3/8	9.5	7/16	11.1	25	2	24	610	7.6

Section 1 Hydraulic Hose



Plant Master Xtreme 250

Supersedes PremoFlex

Specification: 3205R, Non-Conductive at 1,000V DC



Non-Conductive
at 1,000V DC

Recommended For: Applications requiring a premium grade spiral hose with excellent flexibility and maximum resistance to air, water, petroleum oils and lubricating oils (to 100°C). Recommended for gasoline, kerosene and fuel oil transfer only (to 49°C). Excellent weather and ozone resistance. Approved for breathing applications such as supplied air respirators.



Standards: Non-conductive at 1000V DC. Electrical resistance is greater than one megaohm per inch when subjected to 1000V DC. Storage and use may adversely affect electrical properties. Tube: ARPM (Class A) high oil resistance. Cover: ARPM (Class B) medium oil resistance.

Tube: Nitrile. Black.

See *Hose Stock Characteristics*.

Reinforcement: Synthetic, high tensile textile cord.

Cover: Modified Nitrile. Red.

See *Hose Stock Characteristics*.

Temperature Range: -40°F to +212°F (-40°C to +100°C) continuous service

Refer www.southcott.com.au or Gates eCrimp database for current crimp specifications

Hose Specifications

Part Number	⊖			⊕		⊙		Suction		⊕		Length Reel
	Dash	in	DN	in	mm	psi	bar	in Hg	mm Hg	in	mm	
4 PLANT MASTER XTREME 250	4	1/4	6	0.50	12.7	250	17	30	762	2.0	51	152
5 PLANT MASTER XTREME 250	5	5/16	8	0.56	14.2	250	17	30	762	2.0	51	152
6 PLANT MASTER XTREME 250	6	3/8	10	0.66	16.8	250	17	30	762	3.0	76	152
8 PLANT MASTER XTREME 250	8	1/2	12	0.85	21.6	250	17	25	635	4.0	102	152
*10 PLANT MASTER XTREME 250	10	5/8	16	0.98	24.9	250	17	20	508	5.0	127	152
12 PLANT MASTER XTREME 250	12	3/4	19	1.15	29.2	250	17	20	508	5.0	127	152
16 PLANT MASTER XTREME 250	16	1	25	1.47	37.3	250	17	10	254	8.0	203	122
20 PLANT MASTER XTREME 250	20	1-1/4	31	1.75	44.5	250	17	10	254	10.0	254	91
24 PLANT MASTER XTREME 250	24	1-1/2	38	2.00	50.8	250	17	10	254	12.0	305	61

Couplings and Additional Products

Hose Type	Couplings and Ferrules	Associated Protective Product Guide				
		Wire Spring Guard	Spiral Guard	Heat Guard	Tex-Sleeve	Shrink Band Clamps
Standard	Gates Low Pressure Series					
4 PLANT MASTER XTREME 250	GLX	HSG-02	SGX16	HTG-13	TEXS20	SB15
5 PLANT MASTER XTREME 250	-	HSG-03	SGX16	HTG-14	TEXS23	SB22
6 PLANT MASTER XTREME 250	GLX	HSG-04	SGX16	HTG-20	TEXS27	SB22
8 PLANT MASTER XTREME 250	GLX	HSG-06	SGX20	HTG-22	TEXS33	SB25
*10 PLANT MASTER XTREME 250	-	HSG-07	SGX20	HTG-22	TEXS40	SB25
12 PLANT MASTER XTREME 250	GLX	HSG-08	SGX25	HTG-30	TEXS44	SB34
16 PLANT MASTER XTREME 250	GLX	HSG-11	SGX40	HTG-34	TEXS60	SB41
20 PLANT MASTER XTREME 250	GLX	HSG-13	SGX50	HTG-34	TEXS73	SB48
24 PLANT MASTER XTREME 250	-	HSG-15	SGX50	HTG-38	TEXS85	SB54

*Non-stocked item in Australia



Section 1

Hydraulic Hose

Plant Master Xtreme 315



Non-Conductive
at 1,000V DC

Supersedes PremoFlex

Specification: 3205R, Non-Conductive at 1,000V DC

Recommended For: Applications requiring a premium grade spiral hose with excellent flexibility and maximum resistance to air, water, petroleum oils and lubricating oils (to 100°C). Recommended for gasoline, kerosene and fuel oil transfer only (to 49°C). Excellent weather and ozone resistance. Approved for breathing applications such as supplied air respirators.

Standards: Non-conductive at 1000V DC. Electrical resistance is greater than one megaohm per inch when subjected to 1000V DC. Storage and use may adversely affect electrical properties.

Tube: ARPM (Class A) high oil resistance.

Cover: ARPM (Class B) medium oil resistance.



Tube: Nitrile. Black.

See *Hose Stock Characteristics*.

Reinforcement: Synthetic, high tensile textile cord.

Cover: Modified Nitrile. Red.

See *Hose Stock Characteristics*.

Temperature Range: -40°F to +212°F (-40°C to +100°C) continuous service

Refer www.southcott.com.au or Gates eCrimp database for current crimp specifications

Hose Specifications

Part Number	⊖			∅		⊙		Suction		⊙		Length Reel
	Standard	Dash	in	DN	in	mm	psi	bar	in Hg	mm Hg	in	
*4 PLANT MASTER XTREME 315	4	1/4	6	0.57	14.5	315	22	30	762	2.0	51	152
*5 PLANT MASTER XTREME 315	5	5/16	8	0.67	17.0	315	22	30	762	2.0	51	152
*6 PLANT MASTER XTREME 315	6	3/8	10	0.73	18.5	315	22	30	762	3.0	76	152
*8 PLANT MASTER XTREME 315	8	1/2	12	0.88	22.4	315	22	25	635	4.0	102	152
10 PLANT MASTER XTREME 315	10	5/8	16	0.98	24.9	315	22	20	508	5.0	127	152
*12 PLANT MASTER XTREME 315	12	3/4	19	1.19	30.2	315	22	20	508	5.0	127	152

Couplings and Additional Products

Hose Type	Couplings and Ferrules	Associated Protective Product Guide				
		Wire Spring Guard	Spiral Guard	Heat Guard	Tex-Sleeve	Shrink Band Clamps
Standard	Gates Low Pressure Series					
*4 PLANT MASTER XTREME 315	-	HSG-02	SGX16	HTG-15	TEXS23	-
*5 PLANT MASTER XTREME 315	-	HSG-03	SGX20	HTG-16	TEXS27	-
*6 PLANT MASTER XTREME 315	GLX	HSG-04	SGX20	HTG-18	TEXS27	SB22
*8 PLANT MASTER XTREME 315	GLX	HSG-06	SGX25	HTG-20	TEXS33	SB25
10 PLANT MASTER XTREME 315	-	HSG-07	SGX25	HTG-22	TEXS36	-
*12 PLANT MASTER XTREME 315	GLX	HSG-10	SGX32	HTG-28	TEXS44	SB34

*Non-stocked item in Australia

Section 1 Hydraulic Hose



Plant Master Xtreme 501 AR

Supersedes Terminator



Non-Conductive
at 1,000V DC
*except 1-1/2" & 2"

Specification: 3202T/3202TW, Meets MSHA Flame-resistance

Recommended For: Applications requiring a premium-quality, multi-purpose hose with superior abrasion resistance for air, oil and some chemical applications. Excellent durability for extra-long life in these applications: mining, air drill, construction, poultry plants and other severe service. Good weather and ozone resistance.



Tube: Nitrile. Black.

See *Hose Stock Characteristics*.

Reinforcement: Synthetic, high tensile textile cord.

Cover: Carboxylated Nitrile. Yellow.

See *Hose Stock Characteristics*.

Temperature Range: -40°F to +212°F (-40°C to +100°C) continuous service

Refer www.southcott.com.au or Gates eCrimp database for current crimp specifications

Hose Specifications

Part Number	⊖			∅		⊙		Suction		Ⓜ		Length Reel
	Dash	in	DN	in	mm	psi	bar	in Hg	mm Hg	in	mm	
4 PLANT MASTER XTREME 501 AR	4	1/4	6	0.57	14.5	501	35	30	762	3.0	76	152
6 PLANT MASTER XTREME 501 AR	6	3/8	10	0.75	19.1	501	35	25	635	3.0	76	152
8 PLANT MASTER XTREME 501 AR	8	1/2	12	0.89	22.6	501	35	25	635	5.0	127	152
12 PLANT MASTER XTREME 501 AR	12	3/4	19	1.22	31.0	501	35	15	381	6.0	152	152
16 PLANT MASTER XTREME 501 AR	16	1	25	1.51	38.4	501	35	10	254	8.0	203	121
20 PLANT MASTER XTREME 501 AR	20	1-1/4	31	1.78	45.2	501	35	10	254	10.0	254	91
24 PLANT MASTER XTREME 501 AR	24	1-1/2	38	2.09	53.1	501	35	10	254	12.0	305	30
32 PLANT MASTER XTREME 501 AR	32	2	51	2.64	67.1	501	35	10	254	14.0	356	30

Couplings and Additional Products

Hose Type	Couplings and Ferrules		Associated Protective Product Guide				
	Gates 1- & 2-piece Series Coupling Ferrule		Wire Spring Guard	Spiral Guard	Heat Guard	Tex-Sleeve	Shrink Band Clamps
4 PLANT MASTER XTREME 501 AR	G		HSG-02	SGX16	HTG-13	TEXS23	SB19
6 PLANT MASTER XTREME 501 AR	G or GLX		HSG-03	SGX20	HTG-18	TEXS31	SB22
8 PLANT MASTER XTREME 501 AR	G or GLX		HSG-06	SGX25	HTG-20	TEXS36	SB25
12 PLANT MASTER XTREME 501 AR	G or GLX		HSG-10	SGX32	HTG-26	TEXS47	SB34
16 PLANT MASTER XTREME 501 AR	G or GLX		HSG-12	SGX40	HTG-30	TEXS60	SB48
20 PLANT MASTER XTREME 501 AR	G or GLX		HSG-13	SGX50	HTG-34	TEXS73	SB54
24 PLANT MASTER XTREME 501 AR	GSP	24GSP1F-2	HSG-14	SGX50	HTG-40	TEXS85	SB60
32 PLANT MASTER XTREME 501 AR	GSP	32GSP1F-2	HSG-16	SGX75	HTG-56	TEXS112	SB73




Section 1

Hydraulic Hose

AFX Teflon Hose - Smooth Bore Heavy Wall Imperial Range

Meets SAE 100R14 Working Pressure

Recommended For: Hydraulic oil lines, turbo chargers, steam, canning sealant lines, plastic/rubber moulding presses, compressor discharge, fuel lines or paint spray. For other applications contact Southcott Pty Ltd.



Tube: Teflon® (PTFE) hose core is manufactured from premier quality resin, smooth bore heavy wall. No pigments or additives are incorporated thus giving the hose liner a translucent appearance free from any contamination.

See *Hose Stock Characteristics*.

Cover/Reinforcement: Stainless steel wire braid produced from AISI 304/S15 or BS970-1 1996 quality hard drawn tensile stainless steel wire.

Temperature Range: -76°F to +500°F (-60°C to +260°C) continuous service

Warning: PTFE has a very high electrical isolation value. A damaging electrostatic charge can build up inside the hose when electrically resistive fluids/gases are being transmitted at high velocity. Review the potential for electrostatic discharge for every application. If in doubt contact your Southcott agent.

SAE 100R14 working pressures are rated for dynamic applications. Maximum working pressures will vary depending on operating temperatures and impulse frequency.

Refer www.southcott.com.au for current crimp specifications.

Hose Specifications

Part Number	⊖			⊕		Max SAE 100R14 Working Pressure		Max Static Working Pressure		Max Static Burst Pressure		Ⓜ	
	Dash	in	DN	in	mm	psi	bar	psi	bar	psi	bar	in	mm
AFX2004	4	1/4	6	0.38	9.8	1500	103	2500	172	10000	690	3.0	76
AFX2006	6	3/8	10	0.49	12.3	1500	103	2000	138	8000	552	5.0	127
AFX2008	8	1/2	12	0.62	15.8	800	55	1750	121	7000	483	5.5	140
AFX2010	10	5/8	16	0.76	19.2	800	55	1250	86	5000	345	6.5	165
AFX2012	12	3/4	19	0.90	22.9	800	55	1125	78	4500	310	8.0	203
AFX2016	16	1	25	1.17	29.7	800	55	875	60	3500	241	12.0	305

Couplings and Additional Products

Hose Type	Couplings and Ferrules		Associated Protective Product Guide							
			Wire Spring Guard	Spiral Guard	Heat Guard	Tex-Sleeve	Shrink Band Clamps	Life Guard	Life Guard Collar	
Standard	Child									
	2-piece Series Coupling	Ferrule								
AFX2004	S	FNT-04	HSG-01	SGX12	HTG-09	TEXS17	SB19	14LG3K	-	
AFX2006	S	FNT-06	HSG-02	SGX12	HTG-11	TEXS20	SB22	14LG3K	-	
AFX2008	S	FNT-08	HSG-03	SGX16	HTG-14	TEXS25	SB25	14LG3K	-	
AFX2010	S	FNT-10	HSG-05	SGX20	HTG-16	TEXS31	SB29	16LG3K	-	
AFX2012	S	FNT-12	HSG-06	SGX20	HTG-20	TEXS36	SB34	20LG3K	-	
AFX2016	S	FNT-16	HSG-09	SGX32	HTG-24	TEXS47	SB41	22LG3K	-	

Section 1 Hydraulic Hose



HeatGuard® Protective Sheathing



Meets SAE AS1072B

Description: HeatGuard is completely non-asbestos, heat-resistant protective sleeving. It goes on easily over most hose and couplings with only hose clamps or wire ties required for fastening. Nominal wall thickness - 0.135". Best of all HeatGuard can pay for itself in reduced replacement and maintenance costs.

Available in two grades: HeatGuard (HTG) and HeatGuard Hi-Temp (HTGH)



Standards: SAE AS1072B

Temperature Range:

HTG: -65°F to +500°F (-54°C to +260°C).

HTGH: -65°F to +500°F (-54°C to +260°C) (continuous), up to 2000°F (1093°C) for 15-20 minutes and up to 3000°F (1650°C) for 15-30 seconds

Refer www.southcott.com.au or Gates eCrimp database for current crimp specifications

Product Specifications

Part Number	Sleeve ID in	Sleeve ID mm	Part Number	Sleeve ID in	Sleeve ID mm	Part Number	Sleeve ID in	Sleeve ID mm
HTG-04	0.25	6.35	HTG-16	1.00	25.4	HTG-40	2.50	63.5
HTG-05	0.31	7.9	HTG-18	1.12	28.5	HTG-42	2.62	66.6
HTG-06	0.38	9.5	HTG-20	1.25	31.8	HTG-44	2.75	69.9
HTG-07	0.44	11.2	HTG-22	1.38	35.0	HTG-46	2.88	73.2
HTG-08	0.50	12.7	HTG-24	1.50	38.1	HTG-48	3.00	76.2
HTG-09	0.56	14.2	HTG-26	1.62	41.2	HTG-50	3.12	79.3
HTG-10	0.62	15.8	HTG-28	1.75	44.5	HTG-52	3.25	82.6
HTG-11	0.69	17.5	HTG-30	1.88	47.8	HTG-56	3.50	88.9
HTG-12	0.75	19.0	HTG-32	2.00	50.8	HTG-60	3.75	95.3
HTG-13	0.81	20.6	HTG-34	2.12	53.9	HTG-64	4.00	101.6
HTG-14	0.88	22.4	HTG-36	2.25	57.2			
HTG-15	0.94	23.8	HTG-38	2.38	60.5			

Couplings and Additional Products

Hose Dash Size	C5C C5CXH C5D C5M	C5E	G1, CR1, EF1	G2, MXT, CR1, EF1	M3K	M2T M4K M5K M6K	EFG4K EFG5K EFG6K	EFG3K	G8K	GMV	C14
4	HTG-13	HTG-13	HTG-13	HTG-14	HTG-13	HTG-13					HTG-09
5	HTG-15	HTG-15									HTG-11
6	HTG-18	HTG-18	HTG-16	HTG-16	HTG-16	HTG-16	HTG-18				HTG-14
8	HTG-20	HTG-20	HTG-18	HTG-18	HTG-18	HTG-18	HTG-20				HTG-16
10	HTG-22	HTG-22	HTG-22	HTG-22	HTG-22	HTG-22	HTG-22				HTG-20
12	HTG-22	HTG-22	HTG-24	HTG-24	HTG-24	HTG-24	HTG-24		HTG-28	HTG-26	HTG-24
16	HTG-24	HTG-24	HTG-30	HTG-30	HTG-30	HTG-30	HTG-30		HTG-32	HTG-32	
20	HTG-26		HTG-36	HTG-36			HTG-38	HTG-38		HTG-34	
24			HTG-40	HTG-40			HTG-44	HTG-44		HTG-38	
32			HTG-64	HTG-64			HTG-64	HTG-64		HTG-56	

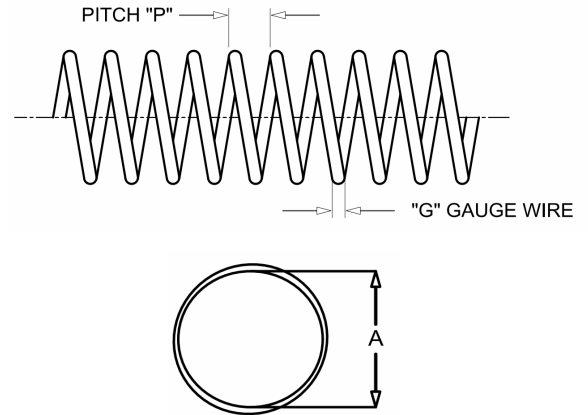


Section 1

Hydraulic Hose

HSG Wire Spring Guard Hose Protection

Description: Plated steel spiral spring guard designed to protect hose from chafing, rubbing, crushing and other hazards that may cause premature failure of hose.



Product Specifications

Part Number	A (in) ± 0.015	A (mm) ± 0.3	G (in)	G (mm)	P (in)	P (mm)
HSG-01	0.550	14.0	14 (0.08)	2.03	7/32	5.54
HSG-02	0.676	17.1	14 (0.08)	2.03	7/32	5.54
HSG-03	0.738	18.8	14 (0.08)	2.03	7/32	5.54
HSG-04	0.852	21.6	14 (0.08)	2.03	7/32	5.54
HSG-05	0.915	23.2	14 (0.08)	2.03	7/32	5.54
HSG-06	0.977	24.8	14 (0.08)	2.03	7/32	5.54
HSG-07	1.040	26.4	14 (0.08)	2.03	7/32	5.54
HSG-08	1.122	28.5	14 (0.08)	2.03	7/32	5.54
HSG-09	1.278	32.5	11 (0.12)	3.05	11/32	8.73
HSG-10	1.340	34.0	11 (0.12)	3.05	11/32	8.73
HSG-11	1.578	40.1	11 (0.12)	3.05	11/32	8.73
HSG-12	1.625	41.3	11 (0.12)	3.05	11/32	8.73
HSG-13	1.847	46.9	11 (0.12)	3.05	13/32	10.32
HSG-14	2.112	53.6	11 (0.12)	3.05	13/32	10.32
HSG-15	2.312	58.7	11 (0.12)	3.05	13/32	10.32
HSG-15A	2.690	68.3	11 (0.12)	3.05	13/32	10.32
HSG-16	2.937	74.6	11 (0.12)	3.05	13/32	10.32

SpiralGuard™ SGX & SGX-FRAS

SGX-FRAS Compliance to ISO 6805

Description: Flat plastic spiral wrap designed to protect or bundle hose for appearance and safety. Protects hose from chafing, rubbing, crushing and other hazards that cause hose failure. It is an easy and economical way to protect equipment, reduce downtime, improve sighting and improve overall appearance.

SGX: Standard available in black, blue, yellow and red. Other colours available on request. Minimum order quantities may apply.

SGX-FRAS: Flame retardant anti-static, compliance to ISO 6805.



Product Specifications

Part Number		Hose OD Range in	Hose OD Range mm	1-Wire	2-Wire	Multi-Spiral	Coil/Box Length m
Standard	FRAS (Flame Retardant Anti-Static)						
SGX12	-	1/4 - 3/8	8 - 12	-4	-4	-	50
SGX16	SGX16-FRAS	1/2 - 5/8	12 - 17	-4	-4	-	20
SGX20	SGX20-FRAS	5/8 - 7/8	16 - 22	-6	-6	-6	20
SGX25	SGX25-FRAS	7/8 - 1-1/16	22 - 28	-8	-8	-8	20
SGX32	SGX32-FRAS	1-1/16 - 1-1/4	27 - 33	-12	-10	-12	20
SGX40	SGX40-FRAS	1-1/4 - 1-5/8	33 - 42	-16	-16	-16	20
SGX50	SGX50-FRAS	1-5/8 - 2-1/8	42 - 55	-20	-20	-20	20
SGX63	SGX63-FRAS	2 - 2-1/2	52 - 65	-32	-24	-24	20
SGX75	SGX75-FRAS	2-1/2 - 3-1/4	65 - 80	-	-32	-32	10/20
SGX90	SGX90-FRAS	3 - 6	80 - 150	Hose looms 80-150mm in diameter			10/20
SGX110	SGX110-FRAS	6+	150+	Hose looms 150mm+			6/10
SGX125	SGX125-FRAS	-	-	-			6



Section 1 Hydraulic Hose

EziSleeve Nylon Protective Sleeve

MSHA Approved

Description: EziSleeve is made from a nylon multifilament which provides excellent abrasion resistance to single or multiple hoses bundled together. EziSleeve acts as an extra protective layer, reducing down time and maintenance costs.

Temperature Range: -40°F to +257°F (-40°C to +100°C).

Abrasion Standard: ISO 6945

UV Solar Protection: BS EN 13758-1

Conductivity Requirement: ISO 8031



Product Specifications

Part Number	Flat Width mm	Round Width ID mm	Wall Thickness mm	Pack Size m	Colour	Part Number	Flat Width mm	Round Width ID mm	Wall Thickness mm	Pack Size m	Colour
EziSleeve-17	27	17	1.0	50/ spool	Black	EziSleeve-44	69	44	1.0	50/ spool	Black
EziSleeve-20	31	20				EziSleeve-47	74	47			
EziSleeve-23	36	23				EziSleeve-53	83	53			
EziSleeve-25	39	25				EziSleeve-55	86	55			
EziSleeve-27	42	27				EziSleeve-60	94	60			
EziSleeve-31	49	31				EziSleeve-66	104	66			
EziSleeve-33	52	33				EziSleeve-73	115	73			
EziSleeve-36	54	36				EziSleeve-93	146	93			
EziSleeve-40	63	40				EziSleeve-112	176	112			

Texsleeve Nylon Hose Burst Protective Sleeve

Burst Defusing Sleeve

Description: Texsleeve is a continuous nylon fibre treated with a special process to eliminate air between the fibres. This process gives the product a super compact textile wire making it far better than any other standard fibre sleeve on the market. The Depart Of Primary Industries require this type of protection for hydraulic hoses where there is potential for harm to personnel or the environment in the event of a hose failure. Texsleeve also has excellent abrasion and fire resistance capabilities making it the top of the line choice in hose protection.

Note: Texsleeve can be fitted clamped or unclamped. For best performance it is recommended that shrink-bands be used to secure the sleeve over the crimped hose ferrules.



Product Specifications

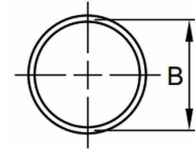
Part Number	ID Flat mm	ID Round mm	Suits G1, G2 Dash Size with S series couplings	Part Number	ID Flat mm	ID Round mm	Suits G1, G2 Dash Size with S series couplings
TEXS17	27	17		TEXS47	74	47	-16
TEXS20	31	20	-3	TEXS53	83	53	
TEXS23	36	23	-4	TEXS55	86	55	
TEXS25	39	25	-5	TEXS60	94	60	-20
TEXS27	42	27	-6	TEXS66	104	66	
TEXS31	49	31	-8	TEXS73	115	73	-24
TEXS33	52	33	-10	TEXS85	134	85	
TEXS36	54	36		TEXS93	146	93	-32
TEXS40	63	40		TEXS112	176	112	
TEXS44	69	44	-12	TEXS127	292	127	

Note: Suited hose type/size should be used as a guide only

Gates LifeGuard™ Sleeving

LifeGuard™ Line Of Sight Sleeve

Description: Beyond peak performance, the LifeGuard™ system offers you safety. The Line-Of-Sight Sleeving is the first true protection in line of sight hydraulic applications. Contains bursts up to 10,000psi and pinhole leaks up to 5,000psi at 250°F (121°C) for up to five minutes. The double-layer sleeve effectively shields operators against hazards such as personal injury, fluid burns and injection, fires and explosions, electrical shock and mechanical failure.



Product Specifications

Part Number	Hose Size		Sleeve ID - B		Contains Hose Bursts...	Clamps To Suit	
	Dash	mm	in	mm		Aluminium	Stainless Steel
14LG3K	-4	6.3	0.71	18.0	Pin hole up to 3000 psi Burst up to 6000 psi	6SC4	6SC4SS
16LG3K	-6	9.5	0.91	23.1		6SC4	6SC4SS
20LG3K	-8	12.5	1.06	26.9		8SC4	8SC4SS
22LG3K	-10	15.9	1.26	32.0		10SC4	10SC4SS
26LG3K	-12	19.1	1.50	38.1		12SC4	12SC4SS
32LG3K	-16	25.4	1.99	50.6		16SC4	16SC4SS
14LG4K	-4	6.3	0.88	22.4	Pin hole up to 4000 psi Burst up to 8000 psi	6SC4	6SC4SS
16LG4K	-6	9.5	1.03	26.1		6SC4	6SC4SS
20LG4K	-8	12.5	1.22	31.0		8SC4	8SC4SS
22LG4K	-10	15.9	1.35	34.3		10SC4	10SC4SS
26LG4K	-12	19.1	1.59	40.4		12SC4	12SC4SS
32LG4K	-16	25.4	1.99	50.6		16SC4	16SC4SS
14LG5K	-4	6.3	0.88	22.4	Pin hole up to 5000 psi Burst up to 10000 psi	6SC4	6SC4SS
16LG5K	-6	9.5	1.03	26.1		6SC4	6SC4SS
20LG5K	-8	12.5	1.22	31.0		8SC4	8SC4SS
22LG5K	-10	15.9	1.35	34.3		10SC4	10SC4SS
26LG5K	-12	19.1	1.59	40.4		12SC4	12SC4SS
						16SC4	16SC4SS

PowerGrip® SB Clamps

Maintenance-Free Clamps

Description: PowerGrip® SB clamps stop leaks even on out-of-round applications. East to install with ordinary heat gun. Wider sealing area entraps connector bead. Conforms to any shape of hose and housing, even out of round fittings.

Temperature Range: -40°F to +250°F (-40°C to +121°C).



Product Specifications

Part Number	Clamp Range mm	Part Number	Clamp Range mm	Part Number	Clamp Range mm
SB15	12.7 - 17.5	SB34	30.2 - 38.1	SB67	63.5 - 69.9
SB19	17.5 - 20.6	SB41	38.1 - 44.5	SB73	69.9 - 76.2
SB22	20.6 - 23.8	SB48	44.5 - 50.8	SB79	76.2 - 82.6
SB25	23.8 - 27.0	SB54	50.8 - 57.1	SB86	82.6 - 88.9
SB29	27.0 - 30.2	SB60	57.1 - 63.5	SB90	88.9 - 92.1



Section 1 Hydraulic Hose

Hose Straps and Bunch Binders

Straps - Standard and FRAS Available

Description: Suitable for holding (bunching) several hoses together or for securing hose away from potential hazards in the work environment. Straps available in standard or FRAS.

Length: Various lengths available for both standard and FRAS.



Product Specification

Part Number	Length mm	Type	Description
BS001	400	Standard	Hose Strap 400mm STD
BS002	800	Standard	Hose Strap 800mm STD
BS003	1500	Standard	Hose Strap 1500mm STD
BS006	600	Standard	Hose Strap 600mm STD
AB001	400	FRAS	Hose Strap 400mm FRAS
AB002	800	FRAS	Hose Strap 800mm FRAS
AB003	1500	FRAS	Hose Strap 1500mm FRAS
BUNCH-SS	N/A	FRAS	Bunch Binder in Stainless Steel

Hose Straps

Standard and FRAS Available. MSHA approved.

Description: These straps are consist of a stainless steel buckle on a 25mm wide textile strip. Easy to assemble and can be used multiple times. Available in standard and FRAS rating. MSHA approved.

Product Specification

Part Number	Length mm	Type	Width mm	Description
HS001	400	Standard	25	Hose Strap 400mm Black Standard
HS002	800			Hose Strap 800mm Black Standard
HS003	1500			Hose Strap 1500mm Black Standard
HS006	600			Hose Strap 600mm Black Standard
HS800-FRAS	800	FRAS		Hose Strap 800mm Black FRAS
HS1500-FRAS	1500			Hose Strap 1500mm Black FRAS



TexWrap™ Textile Wrapping Sleeve

Multi hydraulic hose or electrical cable protection

Description: Resistant to oil spills, abrasion and high temperatures. Texwrap's high pressure resistant Velcro enables a tubular protection that is easy to assemble and can be fitted in situ.

Temperature: Up to 200°C

Manufactured in fibreglass and coated with silicone rubber, Texwrap functions in very critical conditions with particular regard to high temperatures.

 High Temp
200°C



Product Specification

Part Number	OD mm	Coil Length m
TEXW-75	75	50
TEXW-100	100	50
TEXW-150	150	50
TEXW-200	200	50

EziWrap Nylon Protective Wrap

MSHA approved.

Description: EziWrap is made of 100% PA6 nylon textile sleeve with a polyurethane coating and a Velcro fastening system.

EziWrap can be used repeatedly and is easy to apply to single or multiple hoses.

Product Specification

Part Number	Inside Flat W mm	Sleeve ID D mm	Colour
EZIWRAP-050	180	50	Black
EZIWRAP-075	263	75	
EZIWRAP-100	357	100	
EZIWRAP-150	554	150	
EZIWRAP-200	711	200	





Section 1

Hydraulic Hose

HBR - Hose Bend Restrictor

Description: Flexible hose bend restrictors protect the hose near the couplings. Gates tapered PVC sleeves reduce bending stresses in the hose near the coupling to prevent damage such as in portapower and pressure wash applications. Installed during assembly the product withstands temperatures of -40°F to + 200°F (-40°C to +93°C).

Featured benefits:

Tapered design reduces bending stress near the hose coupling junction

Smooth finish will not scratch finish on equipment being washed

Wide temperature range

Friction fit means no adhesive to clamps required to hold bend restrictor in place



Product Specifications

Part Number	ID		Length		Colour	Hose Size & Type
	in	mm	in	mm		
HBR-1050	0.63	16.0	5.50	139.7	Black	4G1, 4G1H, 4M3K, 4M2T, 4CR2, 4EF2
HBR-1051	0.73	18.5	6.00	152.4	Black	6G1, 6G1H, 6M3K, 6M2T, 6PC I
HBR-1054	0.77	19.6	7.00	177.8	Black	6CR2, 6EF2
HBR-1052	0.84	21.3	7.00	177.8	Black	8G1, 8G1H
HBR-1053	1.00	25.4	8.00	203.2	Black	10G1, 10G1H, 10M2T

Section 2

Field-Attachable Couplings



Contents

Part No.....	Description	Page
FIELD-FIT COUPLINGS		
To suit Gates hose types:		
G1, EF1, EF2, C3H		
BN1	Body to suit G1, EF1 Hose	2.4
BN2	Body to suit EF2 Hose	2.4
BN3	Body to suit C3H Hose	2.4
RMB	Straight Male BSPT.....	2.4
RMP	Straight Male BSPP	2.4
RMBX	Straight Male BSPT Swivel	2.4
RMBX90C	90° Close Male BSPT Swivel	2.4
RFB.....	Straight Female BSPP.Swivel.....	2.4
RFB45.....	45° Tube Style Female BSPP Swivel	2.4
RFB45C.....	45° Close Style Female BSPP Swivel.....	2.5
RFB90.....	90° Tube Style Female BSPP Swivel	2.5
RFB90C.....	90° Close Style Female BSPP Swivel.....	2.5
RMJ	Straight Male JIC	2.5
RFJ.....	Straight Female JIC Swivel	2.5
RFJ45.....	45° Tube Style Female JIC Swivel	2.5
RFJ45C	45° Close Style Female JIC Swivel	2.5
RFJ90.....	90° Tube Style Female JIC Swivel	2.5
RFJ90L.....	90° Long Drop Tube Style Female JIC Swivel.....	2.6
RFJ90C	90° Close Style Female JIC Swivel	2.6
RFFO	Straight Female Swivel O-Ring Flat Face	2.6
RFFO90	90° Female Swivel O-Ring Flat Face	2.6
RMN.....	Straight Male NPTF	2.6
RFN	Straight Female NPTF.....	2.6
RMIX90	90° Tube Style Male SAE Inverted Flare.....	2.6
RMO.....	Straight Male UNO	2.6
RMOX.....	Straight Male UNO Swivel.....	2.6
RMOX90C	90° Close Male UNO Swivel	2.6
RFL	Straight SAE 'O' Ring Flange (Code 61)	2.7
RFL45	45° SAE 'O' Ring Flange (Code 61)	2.7
RFL90	90° SAE 'O' Ring Flange (Code 61)	2.7
RMS	Straight Male SAE.....	2.7
RFS	Straight Female SAE.Swivel.....	2.7
RFS45C.....	45° Close Style Female SAE Swivel.....	2.7
RFS90	90° Tube Style Female SAE Swivel	2.7
RFS90C.....	90° Close Style Female SAE Swivel.....	2.7
RLS	Lifesaver	2.7
RHJ	Hose Joiner	2.7

Contents

Part No. Description..... Page

FIELD-FIT/C5/C5X COUPLINGS

To suit Gates hose types:

C5C, C5CXH, C5D & C5M

5MB	Straight Male BSPT	2.8
C5/C5X-RMP	Straight Male NPTF	2.8
C5/C5X-RFJX	Straight Female JIC Swivel	2.8
C5/C5X-RFJX45	45° Tube Style Female JIC Swivel	2.8
C5/C5X-RFJX90	90° Tube Style Female JIC Swivel	2.8
C5/C5X-RFJSX	Straight Female JIC/SAE (Dual Cone Seat) Swivel	2.8
C5/C5X-RFJSX45	45° Tube Style Female JIC/SAE (Dual Cone Seat) Swivel	2.8
C5/C5X-RFJSX90	90° Tube Style Female JIC/SAE (Dual Cone Seat) Swivel	2.8
C5/C5X-RFSX	Straight Female SAE Swivel	2.9
C5/C5X-RFSX45	45° Tube Style Female SAE Swivel	2.9
C5/C5X-RFSX90	90° Tube Style Female SAE Swivel	2.9

FIELD-FIT/C5E COUPLINGS

To suit Gates hose types:

C5E - SAE J1402 Type E.A1.(Air brake) SAE J1019 High Temp

C5E-RMP	Straight Male NPTF	2.10
C5E-RFJX	Straight Female JIC Swivel	2.10
C5E-RFJX45	45° Tube Style Female JIC Swivel	2.10
C5E-RFJX90	90° Tube Style Female JIC Swivel	2.10
C5E-RFJSX	Straight Female JIC/SAE (Dual Cone Seat) Swivel	2.10
C5E-RFJSX45	45° Tube Style Female JIC/SAE (Dual Cone Seat) Swivel	2.10
C5E-RFJSX90	90° Tube Style Female JIC/SAE (Dual Cone Seat) Swivel	2.10
C5E-RFSX	Straight Female SAE Swivel	2.11
C5E-RFSX45	45° Tube Style Female SAE Swivel	2.11
C5E-RFSX90	90° Tube Style Female SAE Swivel	2.11
C5E-RMIX	Straight Male SAE Inverted Flare	2.11
C5E-RMIX45	45° Male SAE Inverted Flare	2.11
C5E-RMIX90	90° Male SAE Inverted Flare	2.11

LOCK-ON COUPLINGS

LMB	Straight Male BSPT	2.12
LFB	Straight Female BSPP Swivel	2.12
LFB90C	90° Close Style Female BSPP Swivel	2.12
LMN	Straight Male NPTF	2.12
LMJ	Straight Male JIC	2.12
LMS	Straight Male SAE	2.12
LFJ	Straight Female JIC Swivel	2.12
LFJS	Straight Female JIC/SAE (Dual Cone Seat) Swivel	2.12
LFJ90	90° Tube Style Female JIC Swivel	2.13
LFJ90C	90° Close Style Female JIC Swivel	2.13
LFS	Straight Female SAE Swivel	2.13
LMIX	Straight Male SAE Inverted Flare	2.13
LSP	Straight Stand Pipe	2.13
LHJ	Straight Hose Joiner	2.13

Section 2

Field-Attachable Couplings



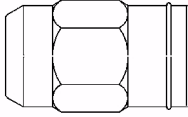
Contents

Part No.....	Description	Page
CLAMP-ON COUPLINGS (BEADED TAIL)		
CB4.....	Hosetail Male/Male BSPT x LP	2.14
CP4.....	Hosetail Male/Male BSPP x LP	2.14
CM4	Hosetail Male/Male Metric x LP	2.14
CN4	Hosetail Male/Male NPTF x LP.....	2.14
C5.....	Hosetail Male/Male UNO x LP	2.14
CB5.....	Hosetail Female/Male BSPT x LP.....	2.15
C41.....	Hosetail 45° Elbow Male/Male UNO x LP	2.15
CB41.....	Hosetail 45° Elbow Male/Male BSPT x LP	2.15
CN41	Hosetail 45° Elbow Male/Male NPTF x LP.....	2.15
C60.....	Hosetail 90° Elbow Male/Male UNO x LP	2.15
CB60.....	Hosetail 90° Elbow Male/Male BSPT x LP	2.15
CP60.....	Hosetail 90° Elbow Male/Male BSPP x LP	2.16
CN60	Hosetail 90° Elbow Male/Male NPTF x LP.....	2.16

Section 2

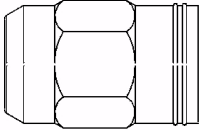
Field-Attachable Couplings

Body One Wire Braid G1, EF1 Non-Skive



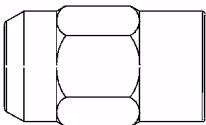
P/Number	Hose
BN1-04.....	1/4
BN1-06.....	3/8
BN1-08.....	1/2
BN1-12.....	3/4
BN1-16.....	1

Body Two Wire Braid EF2 Non-Skive



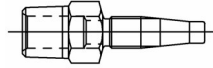
P/Number	Hose
BN2-04.....	1/4
BN2-06.....	3/8
BN2-08.....	1/2
BN2-10.....	5/8
BN2-12.....	3/4
BN2-16.....	1

Body Two Textile Braid G3H Non-Skive



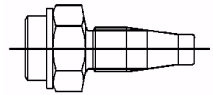
P/Number	Hose
BN3-04.....	1/4
BN3-06.....	3/8
BN3-08.....	1/2
BN3-12.....	3/4

Straight Male BSPT G1, EF1, EF2, C3H



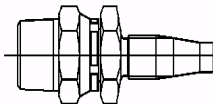
P/Number	Thread	Hose
RMB-0204.....	1/8	1/4
RMB-0404.....	1/4	1/4
RMB-0406.....	1/4	3/8
RMB-0604.....	3/8	1/4
RMB-0606.....	3/8	3/8
RMB-0608.....	3/8	1/2
RMB-0806.....	1/2	3/8
RMB-0808.....	1/2	1/2
* RMB-0810.....	1/2	5/8
RMB-0812.....	1/2	3/4
RMB-1008.....	5/8	1/2
RMB-1208.....	3/4	1/2
RMB-1212.....	3/4	3/4
RMB-1612.....	1	3/4
RMB-1616.....	1	1

Straight Male BSPP G1, EF1, EF2, C3H



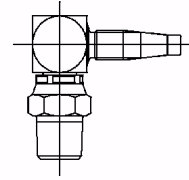
P/Number	Thread	Hose
* RMP-0606.....	3/8	3/8
RMP-0806.....	1/2	3/8
RMP-0808.....	1/2	1/2

Straight Male BSPT Swivel G1, EF1, EF2, C3H



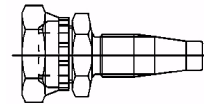
P/Number	Thread	Hose
RMBX-0606.....	3/8	3/8
* RMBX-0608.....	3/8	1/2
RMBX-0806.....	1/2	3/8
RMBX-0808.....	1/2	1/2
RMBX-1208.....	3/4	1/2
RMBX-1212.....	3/4	3/4

90 Close Male BSPT Swivel G1, EF1, EF2, C3H



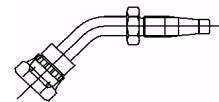
P/Number	Thread	Hose
* RMBX90C-0606.....	3/8	3/8
* RMBX90C-0608.....	3/8	1/2
RMBX90C-0806.....	1/2	3/8
RMBX90C-0808.....	1/2	1/2
* RMBX90C-1212.....	3/4	3/4

Straight Female BSPP Swivel G1, EF1, EF2, C3H



P/Number	Thread	Hose
RFB-0204.....	1/8	1/4
RFB-0404.....	1/4	1/4
RFB-0406.....	1/4	3/8
RFB-0604.....	3/8	1/4
RFB-0606.....	3/8	3/8
RFB-0608.....	3/8	1/2
RFB-0806.....	1/2	3/8
RFB-0808.....	1/2	1/2
RFB-1008.....	5/8	1/2
RFB-1208.....	3/4	1/2
RFB-1212.....	3/4	3/4
RFB-1612.....	1	3/4
RFB-1616.....	1	1

45° Tube Female BSPP Swivel G1, EF1, EF2, C3H



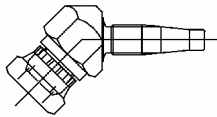
P/Number	Thread	Hose
RFB45-0404.....	1/4	1/4
RFB45-0606.....	3/8	3/8
* RFB45-0806.....	1/2	3/8
RFB45-0808.....	1/2	1/2
RFB45-1212.....	3/4	3/4
RFB45-1616.....	1	1

Section 2

Field-Attachable Couplings

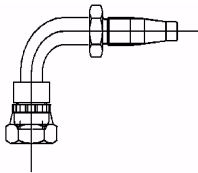


45° Close Female BSPP Swivel G1, EF1, EF2, C3H



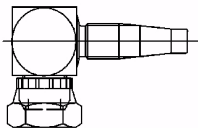
P/Number	Thread	Hose
RFB45C-0404	1/4	1/4
RFB45C-0606	3/8	3/8
RFB45C-0806	1/2	3/8
RFB45C-0808	1/2	1/2
RFB45C-1212	3/4	3/4
RFB45C-1616	1	1

90° Tube Female BSPP Swivel G1, EF1, EF2, C3H



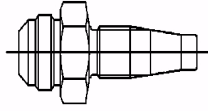
P/Number	Thread	Hose
RFB90-0404	1/4	1/4
RFB90-0606	3/8	3/8
RFB90-0806	1/2	3/8
RFB90-0808	1/2	1/2
RFB90-1212	3/4	3/4
RFB90-1616	1	1

90° Close Female BSPP Swivel G1, EF1, EF2, C3H



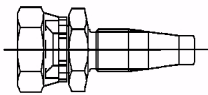
P/Number	Thread	Hose
* RFB90C-0204	1/8	1/4
RFB90C-0404	1/4	1/4
RFB90C-0406	1/4	3/8
RFB90C-0604	3/8	1/4
RFB90C-0606	3/8	3/8
RFB90C-0608	3/8	1/2
RFB90C-0806	1/2	3/8
RFB90C-0808	1/2	1/2
RFB90C-1208	3/4	1/2
RFB90C-1212	3/4	3/4
RFB90C-1616	1	1

Straight Male JIC G1, EF1, EF2, C3H



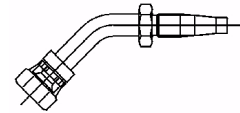
P/Number	Thread	Hose
RMJ-0704	7/16	1/4
RMJ-0804	1/2	1/4
RMJ-0904	9/16	1/4
RMJ-0906	9/16	3/8
RMJ-0908	9/16	1/2
RMJ-1206	3/4	3/8
RMJ-1208	3/4	1/2
RMJ-1406	7/8	3/8
RMJ-1408	7/8	1/2
RMJ-1410	7/8	5/8
RMJ-1412	7/8	3/4
RMJ-1708	1-1/16	1/2
RMJ-1710	1-1/16	5/8
RMJ-1712	1-1/16	3/4
RMJ-1912	1-3/16	3/4
RMJ-2116	1-5/16	1

Straight Female JIC Swivel G1, EF1, EF2, C3H



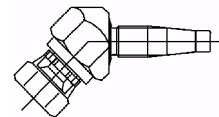
P/Number	Thread	Hose
RFJ-0704	7/16	1/4
RFJ-0804	1/2	1/4
RFJ-0904	9/16	1/4
RFJ-0906	9/16	3/8
RFJ-0908	9/16	1/2
RFJ-1206	3/4	3/8
RFJ-1208	3/4	1/2
RFJ-1406	7/8	3/8
RFJ-1408	7/8	1/2
RFJ-1410	7/8	5/8
RFJ-1412	7/8	3/4
RFJ-1708	1-1/16	1/2
RFJ-1710	1-1/16	5/8
RFJ-1712	1-1/16	3/4
RFJ-1716	1-1/16	1
RFJ-1912	1-3/16	3/4
RFJ-2112	1-5/16	3/4
RFJ-2116	1-5/16	1

45° Female JIC Swivel G1, EF1, EF2, C3H



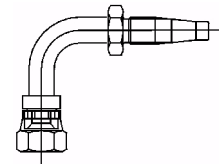
P/Number	Thread	Hose
RFJ45-0704	7/16	1/4
RFJ45-0804	1/2	1/4
RFJ45-0904	9/16	1/4
RFJ45-0906	9/16	3/8
RFJ45-1206	3/4	3/8
RFJ45-1208	3/4	1/2
RFJ45-1408	7/8	1/2
RFJ45-1712	1-1/16	3/4
RFJ45-2116	1-5/16	1

45° Close Female JIC Swivel G1, EF1, EF2, C3H



P/Number	Thread	Hose
RFJ45C-0704	7/16	1/4
RFJ45C-0804	1/2	1/4
RFJ45C-0904	9/16	1/4
RFJ45C-0906	9/16	3/8
RFJ45C-1206	3/4	3/8
RFJ45C-1208	3/4	1/2
RFJ45C-1408	7/8	1/2
RFJ45C-1712	1-1/16	3/4
* RFJ45C-2116	1-5/16	1

90° Tube Female JIC Swivel G1, EF1, EF2, C3H

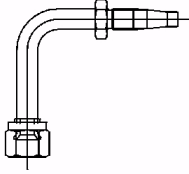


P/Number	Thread	Hose
RFJ90-0704	7/16	1/4
RFJ90-0804	1/2	1/4
RFJ90-0904	9/16	1/4
RFJ90-0906	9/16	3/8
RFJ90-1206	3/4	3/8
RFJ90-1208	3/4	1/2
RFJ90-1408	7/8	1/2
RFJ90-1410	7/8	5/8
RFJ90-1708	1-1/16	1/2
RFJ90-1710	1-1/16	5/8
RFJ90-1712	1-1/16	3/4
RFJ90-2116	1-5/16	1

Section 2

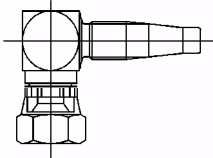
Field-Attachable Couplings

90° Female JIC Long Drop Swivel G1, EF1, EF2, C3H



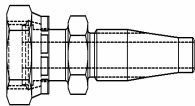
P/Number	Thread	Hose
RFJ90L-0704	7/16	1/4
RFJ90L-0904	9/16	1/4
RFJ90L-0906	9/16	3/8
RFJ90L-1206	3/4	3/8
RFJ90L-1208	3/4	1/2
RFJ90L-1408	7/8	1/2
RFJ90L-1712	1-1/16	3/4
RFJ90L-2116	1-1/16	3/4

90° Close Female JIC Swivel G1, EF1, EF2, C3H



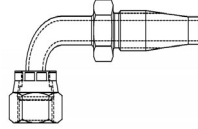
P/Number	Thread	Hose
RFJ90C-0704	7/16	1/4
RFJ90C-0804	1/2	1/4
RFJ90C-0904	9/16	1/4
RFJ90C-0906	9/16	3/8
RFJ90C-0908	9/16	1/2
RFJ90C-1206	3/4	3/8
RFJ90C-1208	3/4	1/2
RFJ90C-1408	7/8	1/2
RFJ90C-1708	7/8	1/2
RFJ90C-1712	1-1/16	3/4
RFJ90C-2116	1-5/16	1

Straight Female Swivel Flat Faced O-Ring (ORFS) G1, EF1, EF2, C3H



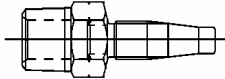
P/Number	Thread	Hose
RFFO-0904	9/16	1/4
RFFO-1104	11/16	1/4
RFFO-1106	11/16	3/8
RFFO-1308	13/16	1/2
RFFO-1608	1	1/2

90° Female Swivel Flat Faced O-Ring (ORFS) G1, EF1, EF2, C3H



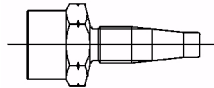
P/Number	Thread	Hose
RFFO90-0904	9/16	1/4
RFFO90-1104	11/16	1/4
RFFO90-1106	11/16	3/8
RFFO90-1308	13/16	1/2
RFFO90-1608	1	1/2

Straight Male NPTF G1, EF1, EF2, C3H



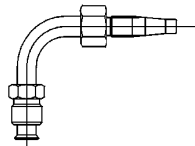
P/Number	Thread	Hose
RMN-0404	1/4	1/4
RMN-0406	1/4	3/8
RMN-0604	3/8	1/4
RMN-0606	3/8	3/8
RMN-0808	1/2	1/2
RMN-1208	3/4	1/2
* RMN-1212	3/4	3/4
* RMN-1616	1	1

Straight Female NPTF G1, EF1, EF2, C3H



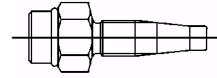
P/Number	Thread	Hose
RFN-0404	1/4	1/4
RFN-0406	1/4	3/8
RFN-0808	1/2	1/2

90° Tube Male SAE Inverted Flare G1, EF1, EF2, C3H



P/Number	Thread	Hose
RMIX90-0804	1/2	1/4

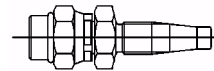
Straight Male UNO G1, EF1, EF2, C3H



P/Number	Thread	Hose
RMO-1206	3/4	3/8
RMO-1208	3/4	1/2
* RMO-1406	7/8	3/8
RMO-1408	7/8	1/2
RMO-2112	1-5/16	3/4
RMO-2116	1-5/16	1

90 Duro O Ring supplied

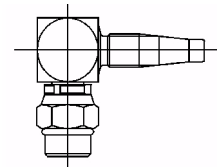
Straight Male UNO (Swivel) G1, EF1, EF2, C3H



P/Number	Thread	Hose
RMOX-1206	3/4	3/8
* RMOX-1208	3/4	1/2
RMOX-1406	7/8	3/8
RMOX-1408	7/8	1/2
* RMOX-1708	1-1/16	1/2
* RMOX-1712	1-1/16	3/4
RMOX-2116	1-5/16	1

90 Duro O Ring supplied

90° Close Male UNO (Swivel) G1, EF1, EF2, C3H



P/Number	Thread	Hose
RMOX90C-1206	3/4	3/8
RMOX90C-1208	3/4	1/2
* RMOX90C-1406	7/8	3/8
RMOX90C-1408	7/8	1/2
RMOX90C-1712	1-1/16	3/4

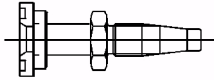
90 Duro O Ring supplied

Section 2

Field-Attachable Couplings



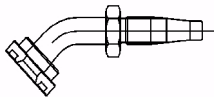
Straight SAE 'O' Ring Flange G1, EF1, EF2, C3H Code 61



P/Number	Flange	Hose
RFL-1212	3/4	3/4
* RFL-1612	1	3/4
* RFL-1616	1	1
* RFL-2416	1-1/2	1

90 Duro O Ring supplied

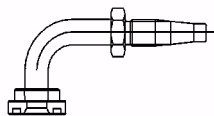
45° SAE 'O' Ring Flange G1, EF1, EF2, C3H Code 61



P/Number	Flange	Hose
* RFL45-1612	1	3/4
* RFL45-2012	1-1/4	3/4
* RFL45-2016	1-1/4	1

90 Duro O Ring supplied

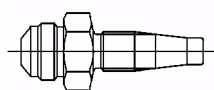
90° SAE 'O' Ring Flange G1, EF1, EF2, C3H Code 61



P/Number	Flange	Hose
RFL90-1212	3/4	3/4

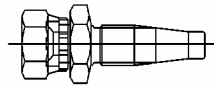
90 Duro O Ring supplied

Straight Male SAE G1, EF1, EF2, C3H



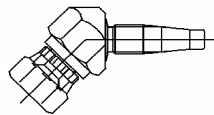
P/Number	Thread	Hose
RMS-0804	1/2	1/4
* RMS-1006	5/8	3/8
RMS-1206	3/4	3/8

Straight Female SAE Swivel G1, EF1, EF2, C3H



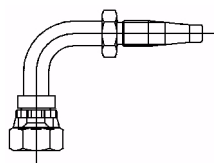
P/Number	Thread	Hose
RFS-0704	7/16	1/4
RFS-0806	1/2	3/8
RFS-1006	5/8	3/8
RFS-1206	3/4	3/8

45° Close Female SAE Swivel G1, EF1, EF2, C3H



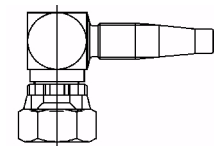
P/Number	Thread	Hose
RFS45C-1006	5/8	3/8

90° Tube Female SAE Swivel G1, EF1, EF2, C3H



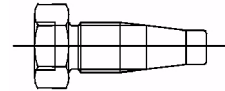
P/Number	Thread	Hose
* RFS90-1006	5/8	3/8

90° Close Female SAE Swivel G1, EF1, EF2, C3H



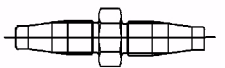
P/Number	Thread	Hose
* RFS90C-0704	7/16	1/4
RFS90C-1006	5/8	3/8
RFS90C-1206	3/4	3/8

Lifesaver G1, EF1, EF2, C3H



P/Number	Tube	Hose
RLS-0404	1/4	1/4
* RLS-0604	3/8	1/4
RLS-0606	3/8	3/8
* RLS-0806	1/2	3/8
RLS-0808	1/2	1/2
* RLS-1008	5/8	1/2
RLS-1212	3/4	3/4
RLS-1616	1	1

Hose Joiner G1, EF1, EF2, C3H



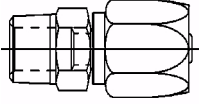
P/Number	Hose
RHJ-04	1/4
RHJ-06	3/8
RHJ-08	1/2
RHJ-12	3/4
* RHJ-16	1



Section 2

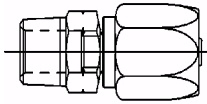
Field-Fit / C5 Couplings

Straight Male BSPT C5C, C5CXH, C5D & C5M



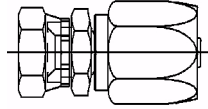
P/Number	Thread	Hose
5MB-0204	1/8	3/16
5MB-0404	1/4	3/16

Straight Male NPTF C5C, C5CXH, C5D & C5M



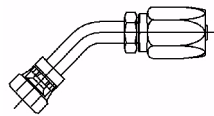
P/Number	Thread	Hose
4C5-2RMP	1/8	3/16
4C5-4RMP	1/4	3/16
6C5-4RMP	1/4	5/16
6C5-6RMP	3/8	5/16
8C5X-8RMP	1/2	13/32
10C5-8RMP	1/2	1/2
12C5X-12RMP	3/4	5/8
16C5-12RMP	3/4	7/8
16C5-16RMP	1	7/8
20C5-20RMP	1-1/4	1-1/8
32C5-32RMP	2	1-13/16

Straight Female JIC Swivel C5C, C5CXH, C5D & C5M



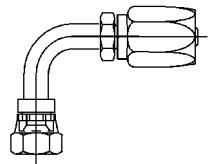
P/Number	Thread	Hose
6C5-6RFJX	9/16	5/16
8C5X-6RFJX	9/16	13/32
10C5-12RFJX	1-1/16	1/2
12C5X-12RFJX	1-1/16	5/8
16C5-16RFJX	1-5/16	7/8
20C5-20RFJX	1-5/8	1-1/8
24C5-24RFJX	1-7/8	1-3/8
32C5-32RFJX	2-1/2	1-13/16

45° Tube Female JIC Swivel C5C, C5CXH, C5D & C5M



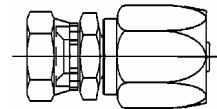
P/Number	Thread	Hose
6C5-6RFJX45	9/16	5/16
12C5X-12RFJX45S	1-1/16	5/8
16C5-16RFJX45	1-5/16	7/8

90° Tube Female JIC Swivel C5C, C5CXH, C5D & C5M



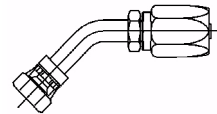
P/Number	Thread	Hose
6C5-6RFJX90	9/16	5/16
6C5-6RFJX90L	9/16	5/16
12C5X-12RFJX90L	1-1/16	5/8
12C5X-12RFJX90S	1-1/16	5/8
16C5-16RFJX90	1-5/16	7/8

Straight Female JIC/SAE Dual Seat Swivel C5C, C5CXH, C5D & C5M



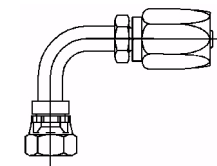
P/Number	Thread	Hose
4C5-4RFJSX	7/16	3/16
5C5X-4RFJSX	7/16	1/4
5C5X-5RFJSX	1/2	1/4
6C5-8RFJSX	3/4	5/16
8C5X-8RFJSX	3/4	13/32
10C5-8RFJSX	3/4	1/2
10C5-10RFJSX	7/8	1/2

45° Tube Female JIC/SAE Dual Seat Swivel C5C, C5CXH, C5D & C5M



P/Number	Thread	Hose
4C5-4RFJSX45	7/16	3/16
5C5X-5RFJSX45S	1/2	1/4
8C5X-8RFJSX45S	3/4	13/32
10C5-10RFJSX45	7/8	1/2

90° Tube Female JIC/SAE Dual Seat Swivel C5C, C5CXH, C5D & C5M



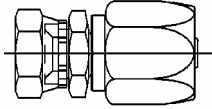
P/Number	Thread	Hose
4C5-4RFJSX90	7/16	3/16
5C5X-5RFJSX90L	1/2	1/4
5C5X-5RFJSX90S	1/2	1/4
8C5X-8RFJSX90L	3/4	13/32
8C5X-8RFJSX90S	3/4	13/32
10C5-10RFJSX90	7/8	1/2
10C5-10RFJSX90L	7/8	1/2

Section 2

Field-Fit / C5 Couplings

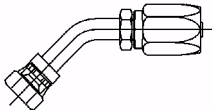


Straight Female SAE Swivel C5C, C5CXH, C5D & C5M



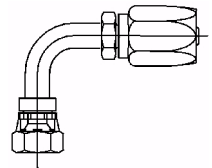
P/Number	Thread	Hose
6C5-6RFSX.....	5/8	5/16
10C5-12RFSX.....	1-1/16.....	1/2
12C5X-12RFSX.....	1-1/16.....	5/8

45° Tube Female SAE Swivel C5C, C5CXH, C5D & C5M



P/Number	Thread	Hose
6C5-6RFSX45.....	5/8	5/16
12C5X-12RFSX45S.....	1-1/16.....	5/8

90° Tube Female SAE Swivel C5C, C5CXH, C5D & C5M



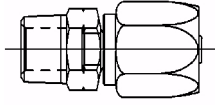
P/Number	Thread	Hose
6C5-6RFSX90.....	5/8	5/16
12C5X-12RFSX90L.....	1-1/16.....	5/8
12C5X-12RFSX90S.....	1-1/16.....	5/8



Section 2

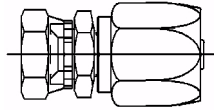
Field-Fit / C5E Couplings

Straight Male NPTF C5E



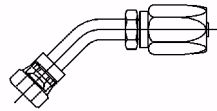
P/Number	Thread	Hose
4C5E-2RMP	1/8	3/16
4C5E-4RMP	1/4	3/16
5C5E-4RMP	1/4	1/4
6C5E-6RMP	3/8	5/16
8C5E-8RMP	1/2	13/32
10C5E-8RMP	1/2	1/2
12C5E-12RMP	3/4	5/8
12C5E-16RMP	1	5/8
16C5E-12RMP	3/4	7/8
16C5E-16RMP	1	7/8

Straight Female JIC Swivel C5E



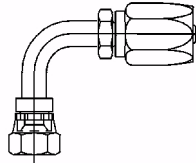
P/Number	Thread	Hose
6C5E-6RFJX	9/16	5/16
12C5E-12RFJX	1-1/16	5/8
16C5E-16RFJX	1-5/16	7/8

45° Tube Female JIC Swivel C5E



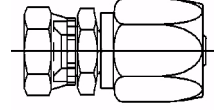
P/Number	Thread	Hose
* 6C5E-6RFJX45	9/16	5/16
* 12C5E-12RFJX45	1-1/16	5/8

90° Tube Female JIC Swivel C5E



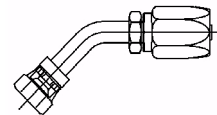
P/Number	Thread	Hose
6C5E-6RFJX90	9/16	5/16
12C5E-12RFJX90	1-1/16	5/8
16C5E-16RFJX90	1-5/16	7/8

Straight Female JIC/SAE Dual Seat Swivel C5E



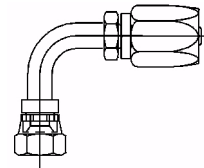
P/Number	Thread	Hose
4C5E-4RFJSX	7/16	3/16
5C5E-5RFJSX	1/2	1/4
8C5E-8RFJSX	3/4	13/32
10C5E-10RFJSX	7/8	1/2

45° Tube Female JIC/SAE Dual Seat Swivel C5E



P/Number	Thread	Hose
4C5E-4RFJSX45	7/16	3/16
8C5E-8RFJSX45	3/4	13/32
10C5E-10RFJSX45	7/8	1/2

90° Tube Female JIC/SAE Dual Seat Swivel C5E



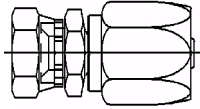
P/Number	Thread	Hose
4C5E-4RFJSX90	7/16	3/16
8C5E-8RFJSX90	3/4	13/32
10C5E-10RFJSX90	7/8	1/2

Section 2

Field-Fit / C5E Couplings

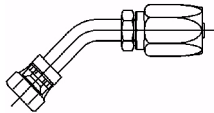


Straight Female SAE Swivel C5E



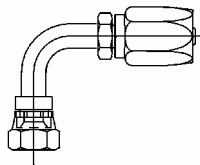
P/Number	Thread	Hose
6C5E-6RFSX	5/8	5/16
12C5E-12RFSX	1-1/16	5/8

45° Tube Female SAE Swivel C5E



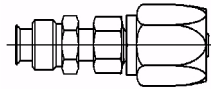
P/Number	Thread	Hose
6C5E-6RFSX45	5/8	5/16

90° Tube Female SAE Swivel C5E



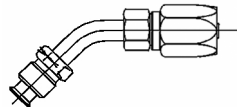
P/Number	Thread	Hose
6C5E-6RFSX90	5/8	5/16
12C5E-12RFSX90	1-1/16	5/8

Straight Male SAE Inverted Flare C5E



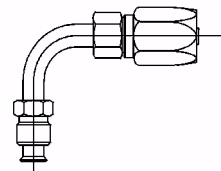
P/Number	Thread	Hose
4C5E-4RMIX	7/16	3/16
5C5E-5RMIX	1/2	1/4
6C5E-6RMIX	5/8	5/16
8C5E-8RMIX	3/4	13/32

45° Tube Male SAE Inverted Flare C5E



P/Number	Thread	Hose
6C5E-6RMIX45	5/8	5/16
8C5E-8RMIX45	3/4	13/32

90° Tube Male SAE Inverted Flare C5E

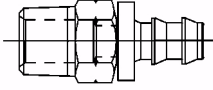


P/Number	Thread	Hose
4C5E-4RMIX90	7/16	3/16
5C5E-5RMIX90	1/2	1/4
6C5E-6RMIX90	5/8	5/16
8C5E-8RMIX90	3/4	13/32

Section 2

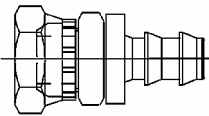
Lock-On Couplings

Straight Male BSPT LOL/LOC



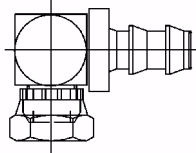
P/Number	Thread	Hose
LMB-0204	1/8	1/4
LMB-0205	1/8	5/16
LMB-0404	1/4	1/4
LMB-0405	1/4	5/16
LMB-0406	1/4	3/8
LMB-0604	3/8	1/4
LMB-0605	3/8	5/16
LMB-0606	3/8	3/8
LMB-0608	3/8	1/2
LMB-0806	1/2	3/8
LMB-0808	1/2	1/2
LMB-1212	3/4	3/4

Straight Female BSPP Swivel LOL/LOC



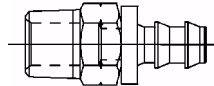
P/Number	Thread	Hose
LFB-0204	1/8	1/4
LFB-0404	1/4	1/4
LFB-0405	1/4	5/16
LFB-0406	1/4	3/8
LFB-0604	3/8	1/4
LFB-0606	3/8	3/8
LFB-0608	3/8	1/2
LFB-0806	1/2	3/8
LFB-0808	1/2	1/2
LFB-0810	1/2	5/8
LFB-1212	3/4	3/4

90° Female BSPP Swivel LOL/LOC



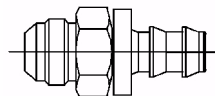
P/Number	Thread	Hose
LFB90C-0404	1/4	1/4
LFB90C-0405	1/4	5/16
LFB90C-0604	3/8	1/4
LFB90C-0606	3/8	3/8
LFB90C-0808	1/2	1/2
LFB90C-1212	3/4	3/4

Straight Male NPTF LOL/LOC



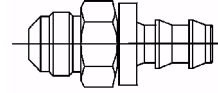
P/Number	Thread	Hose
LMN-0204	1/8	1/4
LMN-0205	1/8	5/16
* LMN-0404	1/4	1/4
* LMN-0406	1/4	3/8
* LMN-0606	3/8	3/8
* LMN-0808	1/2	1/2

Straight Male JIC LOL/LOC



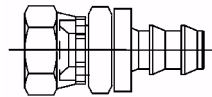
P/Number	Thread	Hose
* LMJ-0704	7/16	1/4
LMJ-0804	1/2	1/4
LMJ-0904	9/16	1/4
* LMJ-0906	9/16	3/8
* LMJ-1206	3/4	3/8
LMJ-1208	3/4	1/2
* LMJ-1408	7/8	1/2
LMJ-1410	7/8	5/8
LMJ-1712	1-1/16	3/4

Straight Male SAE LOL/LOC



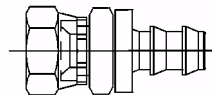
P/Number	Thread	Hose
LMS-0704	7/16	1/4
LMS-0806	1/2	3/8

Straight Female JIC LOL/LOC



P/Number	Thread	Hose
LFJ-0904	9/16	1/4
LFJ-0906	9/16	3/8
LFJ-1212	3/4	3/4
LFJ-1712	1-1/16	3/4

Straight Female JIC/SAE Dual Seat Swivel LOL/LOC



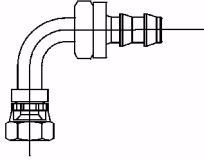
P/Number	Thread	Hose
LFJS-0704	7/16	1/4
LFJS-0804	1/2	1/4
LFJS-0805	1/2	5/16
LFJS-1206	3/4	3/8
LFJS-1208	3/4	1/2
LFJS-1408	7/8	1/2
LFJS-1410	7/8	5/8

Section 2

Lock-On Couplings

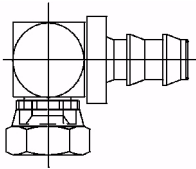


90° Tube Female JIC Swivel LOL/LOC



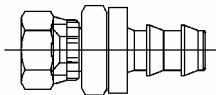
P/Number	Thread	Hose
LFJ90-0906	9/16	3/8
LFJ90-1206	3/4	3/8
LFJ90-1208	3/4	1/2
LFJ90-1408	7/8	1/2
LFJ90-1712	1-1/16	3/4

90° Close Female JIC Swivel LOL/LOC



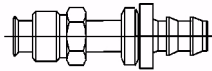
P/Number	Thread	Hose
LFJ90C-0704	7/16	1/4
LFJ90C-0904	9/16	1/4
LFJ90C-0906	9/16	3/8
LFJ90C-1206	3/4	3/8
LFJ90C-1208	3/4	1/2
LFJ90C-1712	1-1/16	3/4

Straight Female SAE LOL/LOC



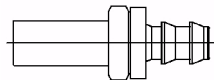
P/Number	Hose	Hose
LFS-1006	5/8	3/8

Straight Male SAE Inverted Flare LOL/LOC



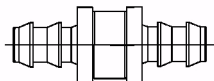
P/Number	Thread	Hose
LMIX-0704	7/16	1/4
* LMIX-0804	1/2	1/4
LMIX-1006	5/8	3/8

Standpipe LOL/LOC



P/Number	Hose	Hose
* LSP-0404	1/4	1/4
* LSP-0504	5/16	1/4
* LSP-0606	3/8	3/8
LSP-0808	1/2	1/2
* LSP-15M08	15mm	1/2

Hose Joiner LOL/LOC

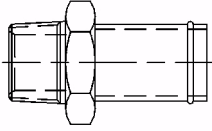


P/Number	Hose	Hose
LHJ-0404	1/4	1/4
LHJ-0505	5/16	5/16
LHJ-0606	3/8	3/8
* LHJ-0806	1/2	3/8
LHJ-0808	1/2	1/2
LHJ-1010	5/8	5/8
LHJ-1212	3/4	3/4

Section 2

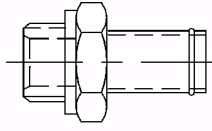
Clamp-On Suction Hose Tails

Clamp-on Hosetail M/M BSPT x Tail



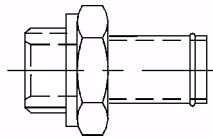
P/Number	Thread	Hose
CB4-0404	1/4	1/4
CB4-0406	1/4	3/8
CB4-0408	1/4	1/2
CB4-0604	3/8	1/4
CB4-0606	3/8	3/8
CB4-0608	3/8	1/2
CB4-0610	3/8	5/8
CB4-0806	1/2	3/8
CB4-0808	1/2	1/2
CB4-0810	1/2	5/8
CB4-0812	1/2	3/4
CB4-0816	1/2	1
CB4-1212	3/4	3/4
CB4-1216	3/4	1
CB4-1220	3/4	1-1/4
CB4-1612	1	3/4
CB4-1616	1	1
CB4-1620	1	1-1/4
CB4-1624	1	1-1/2
CB4-2016	1-1/4	1
CB4-2020	1-1/4	1-1/4
CB4-2024	1-1/4	1-1/2
CB4-2420	1-1/2	1-1/4
CB4-2424	1-1/2	1-1/2
CB4-2432	1-1/2	2
* CB4-2440	1-1/2	2-1/2
CB4-3232	2	2
* CB4-3240	2	2-1/2
* CB4-4040	2-1/2	2-1/2

Clamp-on Hosetail M/M BSPP x Tail



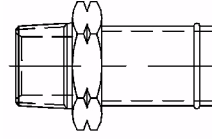
P/Number	Thread	Hose
CP4-0612	3/8	3/4
CP4-0812	1/2	3/4
CP4-0816	1/2	1
CP4-0820	1/2	1-1/4
CP4-1212	3/4	3/4
CP4-1216	3/4	1
CP4-1220	3/4	1-1/4
CP4-1224	3/4	1-1/2
CP4-1616	1	1
CP4-1620	1	1-1/4
CP4-1624	1	1-1/2
CP4-2016	1-1/4	1
CP4-2020	1-1/4	1-1/4
CP4-2024	1-1/4	1-1/2
CP4-2032	1-1/4	2
CP4-2424	1-1/2	1-1/2
CP4-2432	1-1/2	2
CP4-3232	2	2

Clamp-on Hosetail M/M Metric x Tail



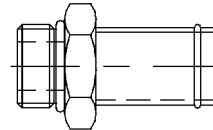
P/Number	Thread	Hose
CM4-3316	M33	1
CM4-3324	M33	1-1/2

Clamp-on Hosetail M/M NPTF x Tail



P/Number	Thread	Hose
* CN4-0404	1/4	1/4
CN4-0406	1/4	3/8
CN4-0606	3/8	3/8
CN4-0608	3/8	1/2
CN4-0610	3/8	5/8
* CN4-0808	1/2	1/2
* CN4-0810	1/2	5/8
CN4-1212	3/4	3/4
CN4-1216	3/4	1
CN4-1616	1	1
CN4-1620	1	1-1/4
CN4-1624	1	1-1/2
* CN4-1626	1	1-5/8
CN4-2020	1-1/4	1-1/4
CN4-2024	1-1/4	1-1/2
CN4-2416	1-1/2	1
CN4-2420	1-1/2	1-1/4
CN4-2424	1-1/2	1-1/2
CN4-2432	1-1/2	2
CN4-3232	2	2

Clamp-on Hosetail M/M UNO x Tail



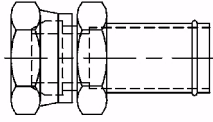
P/Number	Thread	Hose
C5-1208	3/4	1/2
C5-1212	3/4	3/4
C5-1408	7/8	1/2
C5-1412	7/8	3/4
C5-1420	7/8	1-1/4
* C5-1712	1-1/16	3/4
C5-1716	1-1/16	1
C5-1720	1-1/16	1-1/4
* C5-2112	1-5/16	3/4
C5-2116	1-5/16	1
C5-2120	1-5/16	1-1/4
C5-2124	1-5/16	1-1/2
C5-2620	1-5/8	1-1/4
C5-2624	1-5/8	1-1/2
C5-3024	1-7/8	1-1/2
C5-3032	1-7/8	2

Section 2

Clamp-On Suction Hose Tails

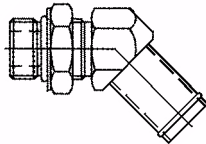


Clamp-on Hosetail F/M BSPP x Tail



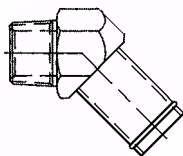
P/Number	Thread	Hose
CB5-1212	3/4	3/4
CB5-1616	1	1
CB5-2020	1-1/4	1-1/4

Clamp-on Hosetail 45° Elbow. M/M UNO x Tail



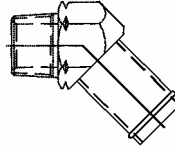
P/Number	Thread	Hose
C41-1212	3/4	3/4
* C41-1408	7/8	1/2
C41-1716	1-1/16	1
* C41-2116	1-5/16	1
* C41-2120	1-5/16	1-1/4
* C41-2124	1-5/16	1-1/2
* C41-2620	1-5/8	1-1/4
* C41-2624	1-5/8	1-1/2

Clamp-on Hosetail 45° Elbow. M/M BSPT x Tail



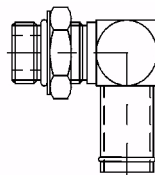
P/Number	Thread	Hose
CB41-0808	1/2	1/2
* CB41-0812	1/2	3/4
CB41-1212F	3/4	3/4
CB41-1216	3/4	1
CB41-1616	1	1
CB41-1620F	1	1-1/4
CB41-2020	1-1/4	1-1/4
CB41-2024	1-1/4	1-1/2

Clamp-on Hosetail 45° Elbow. M/M NPTF x Tail



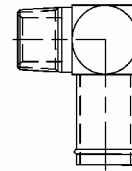
P/Number	Thread	Hose
* CN41-0608	3/8	1/2
* CN41-0812	1/2	3/4
CN41-1212	3/4	3/4
CN41-1216	3/4	1
CN41-1220	3/4	1-1/4
CN41-1616	1	1
CN41-1620	1	1-1/4
* CN41-2020	1-1/4	1-1/4

Clamp-on Hosetail 90° Elbow M/M UNO x Tail



P/Number	Thread	Hose
* C60-0905	9/16	5/16
* C60-0906	9/16	3/8
* C60-0908	9/16	1/2
C60-1208	3/4	1/2
* C60-1210	3/4	5/8
C60-1212	3/4	3/4
C60-1412	7/8	3/4
* C60-1416	7/8	1
C60-1420	7/8	1-1/4
* C60-1710	1-1/16	5/8
C60-1712	1-1/16	3/4
C60-1716	1-1/16	1
C60-1720	1-1/16	1-1/4
* C60-1724	1-1/16	1-1/2
C60-2112	1-5/16	3/4
C60-2116	1-5/16	1
C60-2120	1-5/16	1-1/4
C60-2124	1-5/16	1-1/2
C60-2620	1-5/8	1-1/4
C60-2624F	1-5/8	1-1/2
C60-3024F	1-7/8	1-1/2

Clamp-on Hosetail 90° Elbow M/M BSPT x Tail

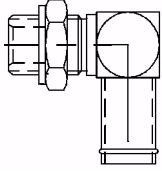


P/Number	Thread	Hose
CB60-0204	1/8	1/4
* CB60-0404	1/4	1/4
* CB60-0405	1/4	5/16
CB60-0406	1/4	3/8
* CB60-0606	3/8	3/8
* CB60-0608	3/8	1/2
* CB60-0610	3/8	5/8
CB60-0612	3/8	3/4
CB60-0806	1/2	3/8
CB60-0808	1/2	1/2
* CB60-0810	1/2	5/8
CB60-0812	1/2	3/4
* CB60-1208	3/4	1/2
CB60-1212	3/4	3/4
CB60-1216	3/4	1
CB60-1220	3/4	1-1/4
CB60-1612	1	3/4
CB60-1616	1	1
CB60-1620	1	1-1/4
CB60-1624F	1	1-1/2
* CB60-2012	1-1/4	3/4
CB60-2016F	1-1/4	1
CB60-2020F	1-1/4	1-1/4
CB60-2024F	1-1/4	1-1/2
CB60-2032	1-1/4	2
CB60-2420	1-1/2	1-1/4
CB60-2424F	1-1/2	1-1/2
CB60-2432	1-1/2	2
CB60-3232	2	2

Section 2

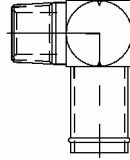
Clamp-On Suction Hose Tails

Clamp-on Hosetail 90° Elbow M/M BSPP x Tail



P/Number	Thread	Hose
CP60-0608	3/8	1/2
CP60-0612	3/8	3/4
CP60-0812	1/2	3/4
CP60-0816	1/2	1
CP60-1212	3/4	3/4
CP60-1216	3/4	1
CP60-1220	3/4	1-1/4
* CP60-1612	1	3/4
CP60-1616	1	1
CP60-1620	1	1-1/4
CP60-1624F	1	1-1/2
CP60-1632	1	2
CP60-2016F	1-1/4	1
CP60-2020F	1-1/4	1-1/4
CP60-2024F	1-1/4	1-1/2
CP60-2032	1-1/4	2
CP60-2424	1-1/2	1-1/2
CP60-2432	1-1/2	2

Clamp-on Hosetail 90° Elbow M/M NPTF x Tail



P/Number	Thread	Hose
CN60-0404	1/4	1/4
CN60-0406	1/4	3/8
* CN60-0408	1/4	1/2
CN60-0410	1/4	5/8
CN60-0606	3/8	3/8
CN60-0608	3/8	1/2
* CN60-0610	3/8	5/8
CN60-0612	3/8	3/4
* CN60-0808	1/2	1/2
CN60-0812	1/2	3/4
* CN60-1212	3/4	3/4
CN60-1216	3/4	1
* CN60-1612	1	3/4
CN60-1616	1	1
* CN60-1620	1	1-1/4
* CN60-1624	1	1-1/2
* CN60-2016	1-1/4	1
CN60-2020	1-1/4	1-1/4
CN60-2024	1-1/4	1-1/2
CN60-2424	1-1/2	1-1/2
CN60-2432	1-1/2	2

Section 3

Permanent Crimp Couplings



Contents

Part No.....	Description	Page
SUPER-CRIMP (2-PIECE) COUPLINGS (S SERIES)		
FNP	Ferrule to suit S Series	3.6
FN3P	Ferrule to suit S Series	3.6
FN4P	Ferrule to suit S Series	3.6
FSP	Ferrule to suit S Series	3.6
FNM2P	Ferrule to suit S Series	3.6
FNT	Ferrule to suit S Series	3.6
FNS	Ferrule to suit S Series	3.6
FSS	Ferrule to suit S Series	3.6
SMB	Straight Male BSPT	3.6
SMBX	Straight Male BSPT Swivel	3.7
SMBX90C	90° Close Male BSPT Swivel	3.7
SFB	Straight Female BSPP Swivel	3.7
SFB45	45° Tube Style Female BSPP Swivel	3.7
SFB90	90° Tube Style Female BSPP Swivel	3.7
SFB90C	90° Close Female BSPP Swivel	3.7
SFBZ	Straight Female Flat Face BSPP Swivel	3.7
SMP	Straight Male BSPP	3.7
SMJ	Straight Male JIC	3.7
SFJ	Straight Female JIC Swivel	3.8
SFJ45	45° Tube Style Female JIC Swivel	3.8
SFJ45C	45° Close Female JIC Swivel	3.8
SFJ90	90° Tube Style Female JIC Swivel	3.8
SFJ90L	90° Tube Style Female JIC Long Drop Swivel	3.8
SFJ90C	90° Close Style Female JIC Swivel	3.8
SMORF	Straight Male ORFS	3.8
SFFO	Straight Female Flat Face O-Ring (ORFS) Swivel	3.8
SFFO45	45° Tube Style Female Flat Face O-Ring (ORFS) Swivel	3.9
SFFO90S	90° Tube Style Female Flat Face O-Ring (ORFS) Short Drop Swivel	3.9
SFFO90L	90° Tube Style Female Flat Face O-Ring (ORFS) Long Drop Swivel	3.9
SFNP	Straight Female BSPP Japanese JIS B8363 Swivel 30° Cone Seat	3.9
SFK	Straight Female Metric Japanese JIS B8363 Swivel 30° Cone Seat	3.9
SFK45	45° Female Metric Japanese JIS B8363 Swivel 30° Cone Seat	3.9
SFK90	90° Female Metric Japanese JIS B8363 Swivel 30° Cone Seat	3.9
SMN	Straight Male NPTF	3.9
SFN	Straight Female NPSM Swivel	3.9
SFNF	Straight Female NPTF Fixed	3.10
SHJ	Hose Joiner	3.10
SLS	Lifesaver Hose End	3.10
SMOX	Straight Male UNO Swivel	3.10
SMOX90C	90° Male UNO Swivel	3.10
SFS	Straight Female SAE Swivel	3.10
SFS90	90° Female SAE Swivel	3.10
SMIX	Straight Male SAE Inverted Flare Swivel	3.10
SMIX45	45° Tube Style Male SAE Inverted Flare Swivel	3.10
SMIX90	90° Tube Style Male SAE Inverted Flare Swivel	3.10
SFDKO	Straight Female DIN Heavy Series O-Ring Seal Swivel	3.11
SFDKO45	45° Tube Style Female DIN Heavy Series O-Ring Seal Swivel	3.11
SFDKO90	90° Tube Style Female DIN Heavy Series O-Ring Seal Swivel	3.11
SMDKS	Straight Male DIN Heavy Series	3.11

Contents

Part No.	Description	Page
SUPER-CRIMP (2-PIECE) COUPLINGS (S SERIES) Cont'd		
SFDKL.....	Straight Female DIN Light Series Universal Cone Seat 24°/60° Swivel	3.11
SFDKL45.....	45° Tube Style Female DIN Light Series Universal Cone Seat 24°/60° Swivel.....	3.11
SFDKL90.....	90° Tube Style Female DIN Light Series Universal Cone Seat 24°/60° Swivel.....	3.12
SMDKL	Straight Male DIN Light Series	3.12
SMGAZ.....	Straight Male French Series.....	3.12
SFGAZ	Straight Female French Series	3.12
SFGAZ90	90° Tube Style Female French Series.....	3.12
SSS	Straight Male Staplelock System	3.12
SSS45	45° Male Staplelock System.....	3.12
SSS90	90° Male Staplelock System.....	3.12
SFL	Straight SAE O-Ring Flange Code 61	3.13
SFLK	Straight Komatsu O-Ring Flange	3.13
SFL22	22.5° SAE O-Ring Flange Code 61	3.13
SFL30	30° SAE O-Ring Flange Code 61	3.13
SFL45	45° SAE O-Ring Flange Code 61	3.13
SFLK45	45° Komatsu O-Ring Flange	3.13
SFL60	60° SAE O-Ring Flange Code 61	3.13
SFL67	67° SAE O-Ring Flange Code 61	3.13
SFL90	90° SAE O-Ring Flange Code 61	3.14
SFLK90	90° Komatsu O-Ring Flange	3.14
SFL90L.....	90° SAE O-Ring Flange Long Drop Code 61.....	3.14
SFL110	110° SAE O-Ring Flange Code 61	3.14
SFL135	135° SAE O-Ring Flange Code 61	3.14
SFLH.....	Straight SAE O-Ring Flange Code 62	3.14
SFLH45.....	45° SAE O-Ring Flange Code 62	3.14
SFLH90.....	90° SAE O-Ring Flange Code 62	3.14
HAMMER CRIMP (2-PIECE) COUPLINGS		
FNH.....	Ferrule to suit EFG4K; Hammer Crimp	3.15
HFB	Straight Female BSPP Hammer Coupling.....	3.15
HMB.....	Straight Male BSPT Hammer Coupling	3.15
JACKING HOSE (2-PIECE) COUPLINGS		
S00HP	Ferrule to suit Mine Jacking Hose STFS00HP-04.....	3.15
S0370T04.....	Straight Male NPT to suit Mine Jacking Hose STFS00HP-04	3.15
EZI-CRIMP (1-PIECE) COUPLINGS (E SERIES)		
EMB	Straight Male BSPT	3.15
EMR	Straight Male BSPP Encapsulated Seal	3.15
EFB.....	Straight Female BSPP Swivel	3.15
EFB90.....	90° Tube Style Female BSPP Swivel	3.15
EFB90C	90° Close Female BSPP Swivel	3.15
EMNL	Straight Male NPT (suit Porta-Power hoses)	3.15
EMJ	Straight Male JIC.....	3.15
EFJ.....	Straight Female JIC Swivel	3.16
EFJ45	45° Close Female JIC Swivel	3.16
EFJ90	90° Tube Style Female JIC Swivel.....	3.16
EFJ90L.....	90° Tube Style Female JIC Swivel Long Drop	3.16
EFJ90C	90° Close Style Female JIC Swivel	3.16
EFFO	Straight Female Flat Face O-Ring (ORFS) Swivel.....	3.16
EFFO45	45° Tube Style Female Flat Face O-Ring (ORFS) Swivel	3.16
EFFO90	90° Tube Style Female Flat Face O-Ring (ORFS) Swivel	3.16

Section 3

Permanent Crimp Couplings



Contents

Part No.....	Description	Page
MEGA-CRIMP (1-PIECE) COUPLINGS		
G-MP	Straight Male NPTF.....	3.17
G-MPLN	Straight Male NPTF Long	3.17
G-MPX	Straight Male NPTF Swivel.....	3.17
G-FP	Straight Female NPTF Fixed.....	3.17
G-MB	Straight Male SAE UNO	3.17
G-MJ	Straight Male JIC.....	3.17
G-FJX.....	Straight Female JIC Swivel	3.17
G-FJX45.....	45° Tube Style Female JIC Swivel.....	3.18
G-FJX90.....	90° Tube Style Female JIC Swivel.....	3.18
G-MS	Straight Male SAE	3.18
G-FSX	Straight Female SAE Swivel	3.18
G-FSX45	45° Tube Style Female SAE Swivel	3.18
G-FSX90	90° Tube Style Female SAE Swivel	3.18
G-MFFOR	Straight Male Flat Face O-Ring (ORFS)	3.19
G-FFORX	Straight Female Flat Face O-Ring (ORFS) Swivel.....	3.19
G-FFORX45	45° Tube Style Female Flat Face O-Ring (ORFS) Swivel	3.19
G-FFORX90	90° Tube Style Female Flat Face O-Ring (ORFS) Swivel	3.19
G-MIX	Straight Male SAE Swivel	3.19
G-MIX45	45° Tube Style Male SAE Swivel	3.19
G-MIX90	90° Tube Style Male SAE Swivel	3.19
G-MFA	Straight Male Flareless Assembly.....	3.20
G-BSPBJ	Straight BSP Banjo	3.20
G-DBJ	Straight Metric Banjo	3.20
G-MDL	Straight Male DIN Light Series	3.20
G-FDLORX	Straight Female DIN Swivel Light Series	3.20
G-FDLORX45	45° Tube Style Female DIN Swivel Light Series.....	3.20
G-FDLORX90	90° Tube Style Female DIN Swivel Light Series.....	3.20
G-MDH	Straight Male DIN Heavy Series.....	3.21
G-FDHORX	Straight Female DIN Swivel Heavy Series	3.21
G-FDHORX45	45° Tube Style Female DIN Swivel Heavy Series.....	3.21
G-FDHORX90	90° Tube Style Female DIN Swivel Heavy Series.....	3.21
G-MBSPT	Straight Male BSPT	3.21
G-MBSPP	Straight Male BSPP	3.21
G-FBSPORX	Straight Female BSPP Swivel	3.21
G-FBSPORX45	45° Tube Style Female BSPP Swivel	3.21
G-FBSPORX90	90° Tube Style Female BSPP Swivel.....	3.22
G-FBSPORX90BL	90° Compact Style Female BSPP Swivel.....	3.22
G-FL	Straight SAE O-Ring Flange Code 61	3.22
G-FL45	45° Tube Style SAE O-Ring Flange Code 61	3.22
G-FL90	90° Tube Style SAE O-Ring Flange Code 61	3.22
G-FLK	Straight Komatsu O-Ring Flange	3.22
G-FLK45	45° Tube Style Komatsu O-Ring Flange	3.22
G-FLK90	90° Tube Style Komatsu O-Ring Flange	3.22



Section 3

Permanent Crimp Couplings

Contents

Part No.	Description	Page
MEGA-CRIMP (1-PIECE) COUPLINGS Cont'd		
G-FKX.....	Straight Female Komatsu Metric Swivel.....	3.22
G-FKX45.....	45° Tube Style Female Komatsu Metric Swivel	3.22
G-FJISX.....	Straight Female JIS Swivel	3.22
GLOBAL-CRIMP (2-PIECE) COUPLINGS (GS & GSP SERIES)		
GS1F.....	Global Spiral Ferrules (Non-Skive)	3.23
MB.....	Male UNO	3.23
MP.....	Male Pipe NPTF 30° Cone Seat	3.23
MBSPP.....	Male British Standard Pipe Parallel	3.23
FBSPORX.....	Female British Standard Pipe Parallel O-Ring Swivel.....	3.23
FBSPORX45.....	Female British Standard Pipe Parallel O-Ring Swivel 45° Bent Tube	3.23
FBSPORX90.....	Female British Standard Pipe Parallel O-Ring Swivel 90° Bent Tube	3.23
FBSPPX.....	Female British Standard Pipe Parallel No O-Ring Swivel Heavy Series.....	3.23
MJ.....	Male JIC 37° Flare	3.23
FJX.....	Female JIC 37° Flare Swivel.....	3.24
FJX45.....	Female JIC 37° Flare Swivel 45° Bent Tube.....	3.24
FJX90.....	Female JIC 37° Flare Swivel 90° Bent Tube.....	3.24
MFFOR.....	Male Flat Face O-Ring.....	3.24
FFORX.....	Female Flat Face Swivel.....	3.24
FFORX45.....	Female Flat Face Swivel 45° Bent Tube	3.24
FFORX90.....	Female Flat Face Swivel 90° Bent Tube	3.25
MDL.....	Male 24° Cone Light Series	3.25
FDLORX.....	Female DIN 24° Cone Swivel Light Series With O-Ring.....	3.25
FDLORX45.....	Female DIN 24° Cone Swivel Light Series With O-Ring 45° Bent Tube	3.25
FDLORX90.....	Female DIN 24° Cone Swivel Light Series With O-Ring 90° Bent Tube	3.25
MDH.....	Male 24° Cone Heavy Series	3.25
FDHORX.....	Female DIN 24° Cone Swivel Heavy Series With O-Ring.....	3.25
FDHORX45.....	Female DIN 24° Cone Swivel Heavy Series With O-Ring 45° Bent Tube	3.25
FDHORX90.....	Female DIN 24° Cone Swivel Heavy Series With O-Ring 90° Bent Tube	3.25
FL.....	Code 61 O-Ring Flange.....	3.26
FL22.....	Code 61 O-Ring Flange 22.5° Bent Tube.....	3.26
FL30.....	Code 61 O-Ring Flange 30° Bent Tube	3.26
FL45.....	Code 61 O-Ring Flange 45° Bent Tube	3.26
FL60.....	Code 61 O-Ring Flange 60° Bent Tube.....	3.26
FL67.....	Code 61 O-Ring Flange 67.5° Bent Tube.....	3.26
FL90.....	Code 61 O-Ring Flange 90° Bent Tube	3.26
FL110.....	Code 61 O-Ring Flange 110° Bent Tube.....	3.26
FLH.....	Code 62 O-Ring Flange Heavy.....	3.27
FLH22.....	Code 62 O-Ring Flange Heavy 22.5° Bent Tube	3.27
FLH30.....	Code 62 O-Ring Flange Heavy 30° Bent Tube	3.27
FLH45.....	Code 62 O-Ring Flange Heavy 45° Bent Tube	3.27
FLH60.....	Code 62 O-Ring Flange Heavy 60° Bent Tube	3.27
FLH90.....	Code 62 O-Ring Flange Heavy 90° Bent Tube	3.27
FLC.....	Caterpillar Style O-Ring Flange	3.28
FLC22.....	Caterpillar Style O-Ring Flange 22.5° Bent Tube	3.28
FLC30.....	Caterpillar Style O-Ring Flange 30° Bent Tube	3.28

Section 3

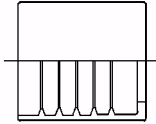
Permanent Crimp Couplings



Contents

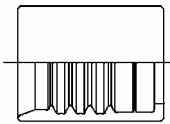
Part No.....	Description	Page
GLOBAL-CRIMP (1-PIECE) COUPLINGS (GSM SERIES)		
FLC45.....	Caterpillar Style O-Ring Flange 45° Bent Tube	3.28
FLC60.....	Caterpillar Style O-Ring Flange 60° Bent Tube	3.28
FLC67.....	Caterpillar Style O-Ring Flange 67.5° Bent Tube	3.28
FLC90.....	Caterpillar Style O-Ring Flange 90° Bent Tube	3.28
FKX	Female Komatsu Style Japanese Metric Swivel.....	3.28
GSM-MP	Male Pipe NPTF 30° Cone Seat	3.29
GSM-MJ.....	Male JIC 37° Flare	3.29
GSM-FJX	Female JIC 37° Flare Swivel	3.29
GSM-FJX45	Female JIC 37° Flare Swivel 45° Bent Tube.....	3.29
GSM-FJX90	Female JIC 37° Flare Swivel 90° Bent Tube.....	3.29
GSM-FBSPORX.....	Female BSPP O-Ring Swivel	3.29
GSM-FBSPORX45...	Female BSPP O-Ring Swivel 45° Bent Tube	3.29
GSM-FBSPORX90...	Female BSPP O-Ring Swivel 90° Bent Tube	3.29
GSM-FFORX.....	Female Flat Face Swivel (4000psi limited).....	3.29
GSM-FFORX45	Female Flat Face Swivel 45° Bent Tube (4000psi limited)	3.29
GSM-FFORX90	Female Flat Face Swivel 90° Bent Tube (4000psi limited)	3.29
GSM-FDHORX.....	Female DIN 24° Cone Swivel Heavy Series with O-Ring	3.29
GSM-FDHORX45....	Female DIN 24° Cone Swivel Heavy Series with O-Ring 45° Bent Tube.....	3.29
GSM-FDHORX90....	Female DIN 24° Cone Swivel Heavy Series with O-Ring 90° Bent Tube.....	3.29
GSM-FL	Code 61 O-Ring Flange	3.30
GSM-FL30	Code 61 O-Ring Flange 30° Bent Tube.....	3.30
GSM-FL45	Code 61 O-Ring Flange 45° Bent Tube.....	3.30
GSM-FL60	Code 61 O-Ring Flange 60° Bent Tube.....	3.30
GSM-FL90	Code 61 O-Ring Flange 90° Bent Tube.....	3.30
GSM-FLH.....	Code 62 O-Ring Flange Heavy.....	3.30
GSM-FLH22	Code 62 O-Ring Flange Heavy 22.5° Bent Tube.....	3.30
GSM-FLH30	Code 62 O-Ring Flange Heavy 30° Bent Tube.....	3.30
GSM-FLH45	Code 62 O-Ring Flange Heavy 45° Bent Tube.....	3.30
GSM-FLH60	Code 62 O-Ring Flange Heavy 60° Bent Tube.....	3.30
GSM-FLH90	Code 62 O-Ring Flange Heavy 90° Bent Tube.....	3.30
GSM-FLC.....	Caterpillar Style O-Ring Flange	3.31
GSM-FLC22.....	Caterpillar Style O-Ring Flange 22.5° Bent Tube	3.31
GSM-FLC30.....	Caterpillar Style O-Ring Flange 30° Bent Tube	3.31
GSM-FLC45.....	Caterpillar Style O-Ring Flange 45° Bent Tube	3.31
GSM-FLC60.....	Caterpillar Style O-Ring Flange 60° Bent Tube	3.31
GSM-FLC90.....	Caterpillar Style O-Ring Flange 90° Bent Tube	3.31
VACU-CRIMP (1-PIECE) COUPLINGS (GL SERIES)		
FL.....	Code 61 O-Ring Flange	3.32
FL22.....	Code 61 O-Ring Flange 22.5° Bent Tube.....	3.32
FL30.....	Code 61 O-Ring Flange 30° Bent Tube.....	3.32
FL45.....	Code 61 O-Ring Flange 45° Bent Tube.....	3.32
FL60.....	Code 61 O-Ring Flange 60° Bent Tube.....	3.32
FL67.....	Code 61 O-Ring Flange 67.5° Bent Tube.....	3.32
FL90.....	Code 61 O-Ring Flange 90° Bent Tube.....	3.32

Super-Crimp S Series FNP Ferrule Type



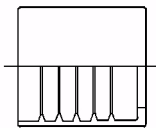
P/Number	Hose
FNP-03	3/16
FNP-04	1/4
FNP-05	5/16
FNP-06	3/8
FNP-08	1/2
FNP-10	5/8
FNP-12	3/4
FNP-16	1
FNP-20	1-1/4
FNP-24	1-1/2
FNP-32	2

Super-Crimp S Series FN3P Ferrule Type



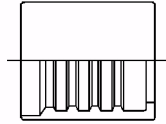
P/Number	Hose
FN3P-04	1/4
FN3P-06	3/8
FN3P-08	1/2

Super-Crimp S Series FN4P Ferrule Type



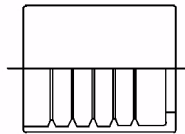
P/Number	Hose
FN4P-04	1/4
FN4P-06	3/8

Super-Crimp S Series FSP Ferrule Type



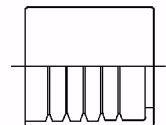
P/Number	Hose
FSP-204	1/4
* FSP-205	5/16
FSP-206A	3/8
FSP-206	3/8
FSP-208	1/2
FSP-210	5/8
FSP-212	3/4
FSP-216	1
FSP-220	1-1/4
FSP-412	3/4
FSP-424	1-1/2
FSP-432	2

Super-Crimp S Series FNM2P Ferrule Type



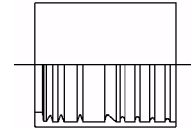
P/Number	Hose
FNM2P-06	3/8
FNM2P-08	1/2
FNM2P-10	5/8
FNM2P-12	3/4

Super-Crimp S Series FNT Ferrule Type



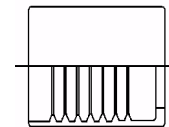
P/Number	Hose
FNT-04	1/4
FNT-06	3/8
FNT-08	1/2
FNT-10	5/8
FNT-12	3/4
FNT-16	1

Super-Crimp Ferrule FNS Ferrule Type



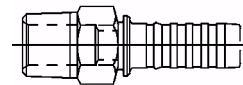
P/Number	Hose
FNS-06	3/8
FNS-08	1/2
FNS-10	5/8
FNS-12	3/4
FNS-16	1
FNS-20	1-1/4
FNS-24	1-1/2
FNS-32	2

Super-Crimp S Series FSS Ferrule Type



P/Number	Hose
FSS-06	3/8
FSS-08	1/2
FSS-12	3/4
FSS-16	1
FSS-20	1-1/4
FSS-24	1-1/2
FSS-32	2

Straight Male BSPT

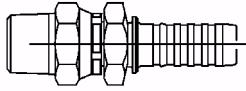


P/Number	Thread	Hose
SMB-0204	1/8	1/4
SMB-0404	1/4	1/4
SMB-0406	1/4	3/8
SMB-0604	3/8	1/4
SMB-0606	3/8	3/8
SMB-0608	3/8	1/2
SMB-0806	1/2	3/8
SMB-0808	1/2	1/2
SMB-1010	5/8	5/8
SMB-1208	3/4	1/2
SMB-1210	3/4	5/8
SMB-1212	3/4	3/4
SMB-1612	1	3/4
SMB-1616	1	1
SMB-2020	1-1/4	1-1/4
SMB-2424	1-1/2	1-1/2
SMB-3232	2	2

Section 3 Super-Crimp Couplings - Two Piece

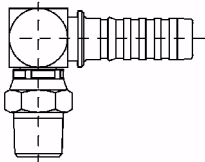


Straight Male BSPT Swivel



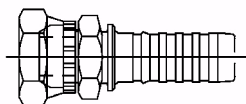
P/Number	Thread	Hose
SMBX-0404	1/4	1/4
SMBX-0604	3/8	1/4
SMBX-0606	3/8	3/8
SMBX-0806	1/2	3/8
SMBX-0808	1/2	1/2

90° Close Male BSPT Swivel



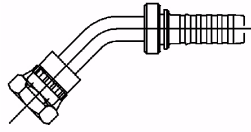
P/Number	Thread	Hose
* SMBX90C-0606	3/8	3/8
SMBX90C-0806	1/2	3/8
SMBX90C-0808	1/2	1/2

Straight Female BSPP Swivel



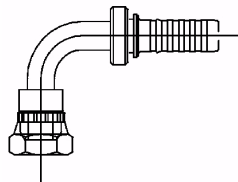
P/Number	Thread	Hose
SFB-0204	1/8	1/4
SFB-0404	1/4	1/4
SFB-0406	1/4	3/8
SFB-0604	3/8	1/4
SFB-0606	3/8	3/8
SFB-0608	3/8	1/2
SFB-0806	1/2	3/8
SFB-0808	1/2	1/2
SFB-1010	5/8	5/8
SFB-1208	3/4	1/2
SFB-1210	3/4	5/8
SFB-1212	3/4	3/4
SFB-1612	1	3/4
SFB-1616	1	1
SFB-1620	1	1-1/4
SFB-2016	1-1/4	1
SFB-2020	1-1/4	1-1/4
SFB-2424	1-1/2	1-1/2
SFB-3232	2	2

45° Tube Female BSPP Swivel



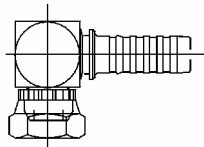
P/Number	Thread	Hose
SFB45-0404	1/4	1/4
SFB45-0606	3/8	3/8
SFB45-0806	1/2	3/8
SFB45-0808	1/2	1/2
SFB45-1010	5/8	5/8
SFB45-1212	3/4	3/4
SFB45-1616	1	1
SFB45-2020	1-1/4	1-1/4
SFB45-2424	1-1/2	1-1/2
SFB45-3232	2	2

90° Tube Female BSPP Swivel



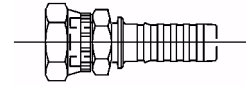
P/Number	Thread	Hose
SFB90-0404	1/4	1/4
SFB90-0604	3/8	1/4
SFB90-0606	3/8	3/8
SFB90-0806	1/2	3/8
SFB90-0808	1/2	1/2
SFB90-1010	5/8	5/8
SFB90-1212	3/4	3/4
SFB90-1616	1	1
SFB90-2020	1-1/4	1-1/4
SFB90-2424	1-1/2	1-1/2
SFB90-3232	2	2

90° Close Female BSPP Swivel



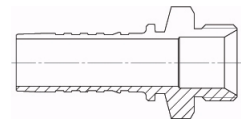
P/Number	Thread	Hose
SFB90C-0404	1/4	1/4
SFB90C-0606	3/8	3/8
SFB90C-0808	1/2	1/2
SFB90C-1212	3/4	3/4
SFB90C-1616	1	1

Straight Female BSPP Swivel Flat Face



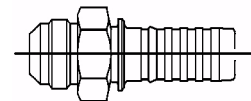
P/Number	Thread	Hose
SFBZ-0606	3/8	3/8
SFBZ-0806	1/2	3/8
SFBZ-0808	1/2	1/2
SFBZ-1212	3/4	3/4

Straight Male BSPP



P/Number	Thread	Hose
SMP-0404	1/4	1/4
SMP-0604	3/8	1/4
SMP-0606	3/8	3/8
SMP-0806	3/4	3/8
* SMP-0808	3/4	3/4

Straight Male JIC

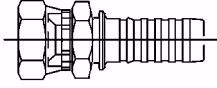


P/Number	Thread	Hose
SMJ-0704	7/16	1/4
SMJ-0804	1/2	1/4
SMJ-0904	9/16	1/4
SMJ-0906	9/16	3/8
SMJ-1204	3/4	1/4
SMJ-1206	3/4	3/8
SMJ-1208	3/4	1/2
SMJ-1408	7/8	1/2
SMJ-1410	7/8	5/8
SMJ-1708	1-1/16	1/2
SMJ-1710	1-1/16	5/8
SMJ-1712	1-1/16	3/4
SMJ-2112	1-5/16	3/4
SMJ-2116	1-5/16	1
SMJ-2616	1-5/8	1
SMJ-2620	1-5/8	1-1/4
SMJ-3024	1-7/8	1-1/2
SMJ-4032	2-1/2	2

Section 3

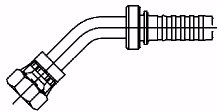
Super-Crimp Couplings - Two Piece

Straight Female JIC Swivel



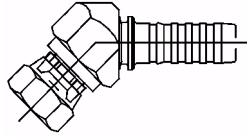
P/Number	Thread	Hose
PFJ-0703	7/16	3/16
SFJ-0704	7/16	1/4
SFJ-0804	1/2	1/4
SFJ-0904	9/16	1/4
PFJ-0905	9/16	5/16
SFJ-0906	9/16	3/8
SFJ-0908	9/16	1/2
* SFJ-1204	3/4	1/4
SFJ-1206	3/4	3/8
SFJ-1208	3/4	1/2
SFJ-1210	3/4	5/8
SFJ-1406	7/8	3/8
SFJ-1408	7/8	1/2
SFJ-1410	7/8	5/8
SFJ-1412	7/8	3/4
SFJ-1708	1-1/16	1/2
SFJ-1710	1-1/16	5/8
SFJ-1712	1-1/16	3/4
SFJ-1716	1-1/16	1
SFJ-1912	1-3/16	3/4
SFJ-2112	1-5/16	3/4
SFJ-2116	1-5/16	1
SFJ-2120	1-5/16	1-1/4
SFJ-2616	1-5/8	1
SFJ-2620	1-5/8	1-1/4
SFJ-3024	1-7/8	1-1/2
SFJ-4032	2-1/2	2

45° Tube Female JIC Swivel



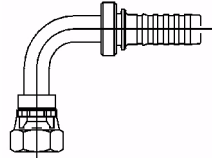
P/Number	Thread	Hose
SFJ45-0704	7/16	1/4
SFJ45-0804	1/2	1/4
SFJ45-0904	9/16	1/4
SFJ45-0906	9/16	3/8
SFJ45-1206	3/4	3/8
SFJ45-1208	3/4	1/2
SFJ45-1408	7/8	1/2
SFJ45-1410	7/8	5/8
SFJ45-1412	7/8	3/4
SFJ45-1710	1-1/16	5/8
SFJ45-1712	1-1/16	3/4
SFJ45-1912	1-3/16	3/4
SFJ45-2112	1-5/16	3/4
SFJ45M-2116	1-5/16	1
SFJ45M-2620	1-5/8	1-1/4
SFJ45M-3024	1-7/8	1-1/2
SFJ45-4032	2-1/2	2

45° Close Female JIC Swivel



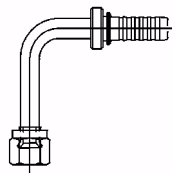
P/Number	Thread	Hose
SFJ45C-0704	7/16	1/4
SFJ45C-0904	9/16	1/4
SFJ45C-1408	7/8	1/2
SFJ45C-1712	1-1/16	3/4

90° Tube Female JIC Swivel



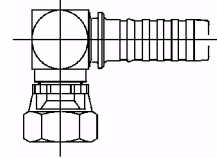
P/Number	Thread	Hose
SFJ90-0704	7/16	1/4
SFJ90-0804	1/2	1/4
SFJ90-0904	9/16	1/4
SFJ90-0906	9/16	3/8
SFJ90-1206	3/4	3/8
SFJ90-1208	3/4	1/2
SFJ90-1406	7/8	3/8
SFJ90-1408	7/8	1/2
SFJ90-1410	7/8	5/8
SFJ90-1412	7/8	3/4
SFJ90-1708	1-1/16	1/2
SFJ90-1710	1-1/16	5/8
SFJ90-1712	1-1/16	3/4
SFJ90-1912	1-3/16	3/4
SFJ90-2112	1-5/16	3/4
SFJ90S-2116	1-5/16	1
SFJ90M-2116	1-5/16	1
SFJ90-2120	1-5/16	1-1/4
SFJ90M-2620	1-5/8	1-1/4
SFJ90M-3024	1-7/8	1-1/2
SFJ90M-4032	2-1/2	2

90° Tube Female JIC Long Swivel



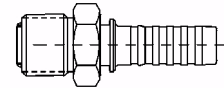
P/Number	Thread	Hose
SFJ90L-0704	7/16	1/4
SFJ90L-0904	9/16	1/4
SFJ90L-0906	9/16	3/8
SFJ90L-1206	3/4	3/8
SFJ90L-1208	3/4	1/2
SFJ90L-1408	7/8	1/2
SFJ90L-1712	1-1/16	3/4
SFJ90L-2116-110	1-5/16	1

90° Close Female JIC Swivel



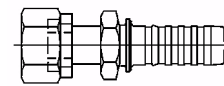
P/Number	Thread	Hose
SFJ90C-0704	7/16	1/4
SFJ90C-0904	9/16	1/4
SFJ90C-0906	9/16	3/8
SFJ90C-1206	3/4	3/8
SFJ90C-1208	3/4	1/2
SFJ90C-1408	7/8	1/2
SFJ90C-1712	1-1/16	3/4
SFJ90C-2116F	1-5/16	1

Straight Male Flat Faced O-Ring (ORFS)



P/Number	Thread	Hose
SMORF-0904	9/16	1/4
SMORF-1106	11/16	3/8
SMORF-1306	13/16	3/8
SMORF-1308	13/16	1/2
SMORF-1608	1	1/2
SMORF-1610	1	5/8
SMORF-1910	1-3/16	5/8
SMORF-1912	1-3/16	3/4
SMORF-2312	1-7/16	3/4
SMORF-2316	1-7/16	1

Straight Female Flat Faced O-Ring (ORFS) Swivel

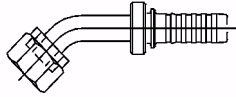


P/Number	Thread	Hose
SFFO-0904	9/16	1/4
SFFO-1104	11/16	1/4
SFFO-1106	11/16	3/8
SFFO-1306	13/16	3/8
SFFO-1308	13/16	1/2
SFFO-1608	1	1/2
SFFO-1610	1	5/8
SFFO-1910	1-3/16	5/8
SFFO-1912	1-3/16	3/4
SFFO-2312	1-7/16	3/4
SFFO-2316	1-7/16	1
SFFO-2720	1-11/16	1-1/4
SFFO-3224	2	1-1/2

Section 3 Super-Crimp Couplings - Two Piece

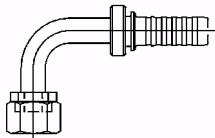


45° Tube Female Flat Faced O-Ring (ORFS) Swivel



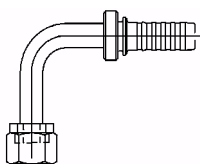
P/Number	Thread	Hose
SFFO45-0904	9/16	1/4
SFFO45-1104	11/16	1/4
SFFO45-1106	11/16	3/8
SFFO45-1306	13/16	3/8
SFFO45-1308	13/16	1/2
SFFO45-1608	1	1/2
SFFO45-1610	1	5/8
SFFO45-1910	1-3/16	5/8
SFFO45-1912	1-3/16	3/4
SFFO45-2316	1-7/16	1
SFFO45-2720	1-11/16	1-1/4
SFFO45-3224	2	1-1/2

90° Tube Female Flat Faced O-Ring (ORFS) Short Drop Swivel



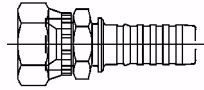
P/Number	Thread	Hose
SFFO90S-0904	9/16	1/4
SFFO90S-1104	11/16	1/4
SFFO90S-1106	11/16	3/8
SFFO90S-1306	13/16	3/8
SFFO90S-1308	13/16	1/2
SFFO90S-1608	1	1/2
SFFO90S-1610	1	5/8
SFFO90S-1910	1-3/16	5/8
SFFO90S-1912	1-3/16	3/4
SFFO90S-2312	1-7/16	3/4
SFFO90S-2316	1-7/16	1
SFFO90S-2720	1-11/16	1-1/4
SFFO90S-3224	2	1-1/2

90° Tube Female Flat Faced O-Ring (ORFS) Long Drop Swivel



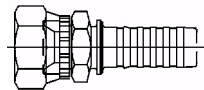
P/Number	Thread	Hose
SFFO90L-0904	9/16	1/4
SFFO90L-1106	11/16	3/8
SFFO90L-1308	13/16	1/2
SFFO90L-1912	1-3/16	3/4
SFFO90L-2316	1-7/16	1

Straight Female BSPP Japanese JIS B8363 30° Cone Swivel



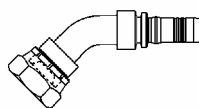
P/Number	Thread	Hose
SFNP-0404	1/4	1/4
SFNP-0606	3/8	3/8
SFNP-0806	1/2	3/8
SFNP-0808	1/2	1/2
SFNP-1212	3/4	3/4
SFNP-1616	1	1
SFNP-2020	1-1/4	1-1/4

Straight Female Metric Japanese JIS B8363 30° Cone Swivel Komatsu



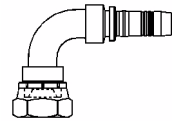
P/Number	Thread	Hose
SFK-1404	M14 x 1.5	1/4
SFK-1806	M18 x 1.5	3/8
SFK-2006	M20 x 1.5	3/8
SFK-2208	M22 x 1.5	1/2
SFK-2410	M24 x 1.5	5/8
SFK-3012	M30 x 1.5	3/4
SFK-3316	M33 x 1.5	1
SFK-3620	M36 x 1.5	1-1/4

45° Female Metric Japanese JIS B8363 30° Cone Swivel Komatsu



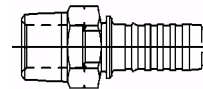
P/Number	Thread	Hose
SFK45-1404	M14 x 1.5	1/4
SFK45-1806	M18 x 1.5	3/8
SFK45-2208	M22 x 1.5	1/2
SFK45-2410	M24 x 1.5	5/8
SFK45-3012	M30 x 1.5	3/4
SFK45-3316	M33 x 1.5	1

90° Female Metric Japanese JIS B8363 30° Cone Swivel Komatsu



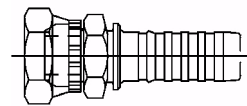
P/Number	Thread	Hose
SFK90-1404	M14 x 1.5	1/4
SFK90-1806	M18 x 1.5	3/8
SFK90-2208	M22 x 1.5	1/2
SFK90-2410	M24 x 1.5	5/8
SFK90-3012	M30 x 1.5	3/4
SFK90-3316	M33 x 1.5	1

Straight Male NPTF



P/Number	Thread	Hose
SMN-0204	1/8	1/4
SMN-0404	1/4	1/4
SMN-0406	1/4	3/8
SMN-0604	3/8	1/4
SMN-0606	3/8	3/8
SMN-0608	3/8	1/2
SMN-0806	1/2	3/8
SMN-0808	1/2	1/2
SMN-1208	3/4	1/2
SMN-1212	3/4	3/4
SMN-1616	1	1
SMN-2020	1-1/4	1-1/4
SMN-2424	1-1/2	1-1/2
SMN-3232	2	2

Straight Female NPSM Swivel

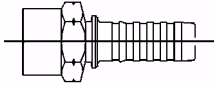


P/Number	Thread	Hose
SFN-2020	1-1/4	1-1/4
SFN-2424	1-1/2	1-1/2

Section 3

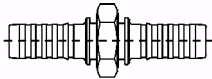
Super-Crimp Couplings - Two Piece

Fixed Female NPTF



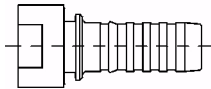
P/Number	Thread	Hose
SFNF-0404	1/4	1/4
* SFNF-0606	3/8	3/8

Hose Joiner



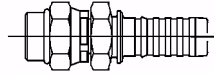
P/Number	Hose
PHJ-05	5/16
SHJ-0404	1/4
SHJ-0606	3/8
SHJ-0808	1/2
SHJ-1212	3/4

Lifesaver Hose Ends



P/Number	Thread	Hose
SLS-0404	1/4	1/4
SLS-0604	3/8	1/4
SLS-0606	3/8	3/8
SLS-10M06Z	5/8	3/8
SLS-0806	1/2	3/8
SLS-0808	1/2	1/2
SLS-1008	5/8	1/2
SLS-1010	5/8	5/8
SLS-1012	5/8	3/4
SLS-1212	3/4	3/4
SLS-1612	1	3/4
SLS-1616	1	1
SLS-2020	1-1/4	1-1/4
SLS-2424	1-1/2	1-1/2

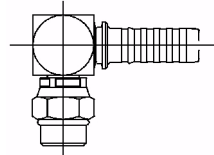
Straight Male Swivel UNO



P/Number	Thread	Hose
SMOX-0704	7/16	1/4
SMOX-0806	1/2	3/8
SMOX-0906	9/16	3/8
SMOX-1204	3/4	1/4
SMOX-1206	3/4	3/8
SMOX-1208	3/4	1/2
SMOX-1408	7/8	1/2

90 Duro O Ring supplied

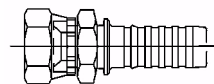
90° Close Male Swivel UNO



P/Number	Thread	Hose
SMOX90C-1206	3/4	3/8
SMOX90C-1208	3/4	1/2
SMOX90C-1408	7/8	1/2

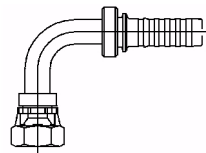
90 Duro O Ring supplied

Straight Female SAE Swivel



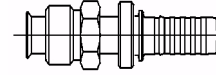
P/Number	Thread	Hose
SFS-0804	1/2	1/4
SFS-1006	5/8	3/8
SFS-1206	3/4	3/8
SFS-1710	1-1/16	5/8
SFS-1712	1-1/16	3/4

90° Female SAE Swivel



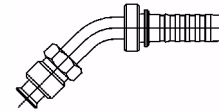
P/Number	Thread	Hose
SFS90-1006	5/8	3/8
SFS90-1206	3/4	3/8
SFS90-1710	1-1/16	5/8
SFS90-1712	1-1/16	3/4

Straight Male SAE Inverted Flare



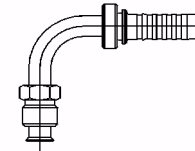
P/Number	Thread	Hose
SMIX-0704	7/16	1/4
SMIX-0804	1/2	1/4
SMIX-1006	5/8	3/8

45° Tube Male SAE Inverted Flare



P/Number	Thread	Hose
SMIX45-0704	7/16	1/4
SMIX45-0804	1/2	1/4
SMIX45-1006	5/8	3/8

90° Tube Male SAE Inverted Flare

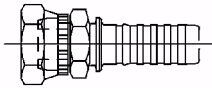


P/Number	Thread	Hose
SMIX90-0704	7/16	1/4
SMIX90-0804	1/2	1/4
SMIX90-1006	5/8	3/8

Section 3 Super-Crimp Couplings - Two Piece

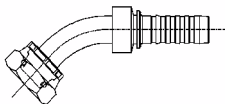


Straight Female Swivel DIN Heavy O-Ring



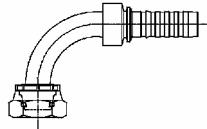
P/Number	Thread	Hose
SFDKO-1404	M14 x 1.5	1/4
SFDKO-1604	M16 x 1.5	1/4
SFDKO-1804	M18 x 1.5	1/4
SFDKO-1806	M18 x 1.5	3/8
SFDKO-2006	M20 x 1.5	3/8
SFDKO-2206	M22 x 1.5	3/8
SFDKO-2208	M22 x 1.5	1/2
SFDKO-2408	M24 x 1.5	1/2
SFDKO-3010	M30 x 2.0	5/8
SFDKO-3012	M30 x 2.0	3/4
SFDKO-3612	M36 x 2.0	3/4
SFDKO-3616	M36 x 2.0	1
SFDKO-4216	M42 x 2.0	1
SFDKO-5220	M52 x 2.0	1-1/4
SFDKO-5224	M52 x 2.0	1-1/2

45° Female Swivel DIN Heavy O-Ring



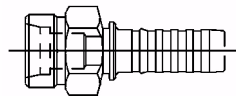
P/Number	Thread	Hose
SFDKO45-1404	M14 x 1.5	1/4
SFDKO45-1604	M16 x 1.5	1/4
SFDKO45-1804	M18 x 1.5	1/4
SFDKO45-1806	M18 x 1.5	3/8
SFDKO45-2006	M20 x 1.5	3/8
SFDKO45-2008	M20 x 1.5	1/2
SFDKO45-2408	M24 x 1.5	1/2
SFDKO45-3010	M30 x 2.0	5/8
SFDKO45-3012	M30 x 2.0	3/4
SFDKO45-3612	M36 x 2.0	3/4
SFDKO45-5220	M52 x 2.0	1-1/4

90° Female Swivel DIN Heavy O-Ring



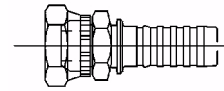
P/Number	Thread	Hose
SFDKO90-1404	M14 x 1.5	1/4
SFDKO90-1604	M16 x 1.5	1/4
SFDKO90-1804	M18 x 1.5	1/4
SFDKO90-1806	M18 x 1.5	3/8
SFDKO90-2006	M20 x 1.5	3/8
SFDKO90-2206	M22 x 1.5	3/8
SFDKO90-2208	M22 x 1.5	1/2
SFDKO90-2408	M24 x 1.5	1/2
SFDKO90-3010	M30 x 2.0	5/8
SFDKO90-3012	M30 x 2.0	3/4
SFDKO90-3612	M36 x 2.0	3/4
SFDKO90-5220	M52 x 2.0	1-1/4

Straight Male DIN Heavy Series



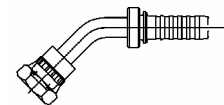
P/Number	Thread	Hose
SMDKS-1404	M14 x 1.5	1/4
SMDKS-1604	M16 x 1.5	1/4
SMDKS-1804	M18 x 1.5	1/4
SMDKS-2006	M20 x 1.5	3/8
SMDKS-2206	M22 x 1.5	3/8
SMDKS-2408	M24 x 1.5	1/2
SMDKS-3010	M30 x 2.0	5/8
SMDKS-3012	M30 x 2.0	3/4
SMDKS-3612	M36 x 2.0	3/4
SMDKS-3616	M36 x 2.0	1
SMDKS-4216	M42 x 2.0	1
SMDKS-5220	M52 x 2.0	1-1/4

Straight Female Swivel DIN Light Series Universal Cone Seat 24°/60° Cone



P/Number	Thread	Hose
SFDKL-1204	M12 x 1.5	1/4
SFDKL-1404	M14 x 1.5	1/4
SFDKL-1604	M16 x 1.5	1/4
SFDKL-1606	M16 x 1.5	3/8
SFDKL-1608	M16 x 1.5	1/2
SFDKL-1806	M18 x 1.5	3/8
SFDKL-1808	M18 x 1.5	1/2
SFDKL-2206	M22 x 1.5	3/8
SFDKL-2208	M22 x 1.5	1/2
SFDKL-2210	M22 x 1.5	5/8
SFDKL-2608	M26 x 1.5	1/2
SFDKL-2610	M26 x 1.5	5/8
SFDKL-2612	M26 x 1.5	3/4
SFDKL-3012	M30 x 2.0	3/4
SFDKL-3616	M36 x 2.0	1
SFDKL-3620	M36 x 2.0	1-1/4
SFDKL-4520	M45 x 2.0	1-1/4
SFDKL-5224	M52 x 2.0	1-1/2

45° Female Swivel DIN Light Series Universal Cone Seat 24°/60° Cone

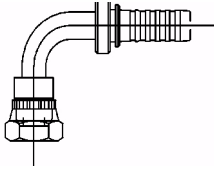


P/Number	Thread	Hose
SFDKL45-1204	M12 x 1.5	1/4
SFDKL45-1404	M14 x 1.5	1/4
SFDKL45-1604	M16 x 1.5	1/4
SFDKL45-1606	M16 x 1.5	3/8
SFDKL45-1806	M18 x 1.5	3/8
SFDKL45-1808	M18 x 1.5	1/2
SFDKL45-2208	M22 x 1.5	1/2
SFDKL45-2608	M26 x 1.5	1/2
SFDKL45-2610	M26 x 1.5	5/8
SFDKL45-3012	M30 x 2.0	3/4

Section 3

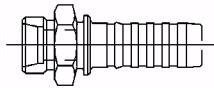
Super-Crimp Couplings - Two Piece

90° Female Swivel DIN Light Series Universal Cone Seat 24°/60° Cone



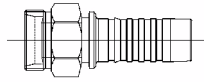
P/Number	Thread	Hose
SFDKL90-1204	M12 x 1.5	1/4
SFDKL90-1404	M14 x 1.5	1/4
SFDKL90-1604	M16 x 1.5	1/4
SFDKL90-1606	M16 x 1.5	3/8
SFDKL90-1806	M18 x 1.5	3/8
SFDKL90-2208	M22 x 1.5	1/2
SFDKL90-2608	M26 x 1.5	1/2
SFDKL90-2610	M26 x 1.5	5/8
SFDKL90-3012	M30 x 2.0	3/4
SFDKL90-3616	M36 x 2.0	1

Straight Male DIN Light Series



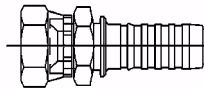
P/Number	Thread	Hose
SMDKL-1204	M12 x 1.5	1/4
SMDKL-1404	M14 x 1.5	1/4
SMDKL-1406	M14 x 1.5	3/8
SMDKL-1604	M16 x 1.5	1/4
SMDKL-1606	M16 x 1.5	3/8
SMDKL-1804	M18 x 1.5	1/4
SMDKL-1806	M18 x 1.5	3/8
SMDKL-1808	M18 x 1.5	1/2
SMDKL-2206	M22 x 1.5	3/8
SMDKL-2208	M22 x 1.5	1/2
SMDKL-2608	M26 x 1.5	1/2
SMDKL-2610	M26 x 1.5	5/8
SMDKL-3012	M30 x 2.0	3/4
SMDKL-3616	M36 x 2.0	1

FRENCH GAZ Straight Male



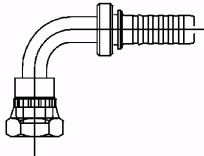
P/Number	Thread	Hose
SMGAZ-3012	M30	3/4
SMGAZ-3612	M36	3/4
SMGAZ-3616	M36	1
SMGAZ-4516	M45	1

FRENCH GAZ Straight Female



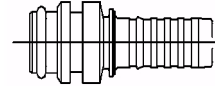
P/Number	Thread	Hose
SFGAZ-3010	M30	5/8
SFGAZ-3012	M30	3/4

FRENCH GAZ 90° Female



P/Number	Thread	Hose
SFGAZ90-3010	M30	5/8

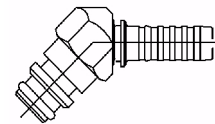
Straight Male Staplelock System



P/Number	Staple	Hose
SSS-1004	3/8	1/4
SSS-1006	3/8	3/8
* SSS-1308	1/2	1/2

90 Duro O Ring &
Anti-extrusion Washer supplied

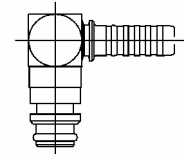
45° Male Staplelock System



P/Number	Staple	Hose
SSS45-1006	3/8	3/8

90 Duro O Ring &
Anti-extrusion Washer supplied

90° Male Staplelock System



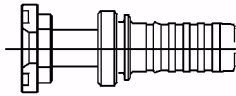
P/Number	Staple	Hose
SSS90-1006	3/8	3/8

90 Duro O Ring &
Anti-extrusion Washer supplied

Section 3 Super-Crimp Couplings - Two Piece



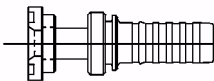
Straight SAE O-Ring Flange Code 61



P/Number	Flange	Hose
SFL-0808	1/2	1/2
SFL-1208	3/4	1/2
SFL-1212	3/4	3/4
SFL-1612	1	3/4
SFL-1616	1	1
SFL-1620	1	1-1/4
SFL-2012	1-1/4	3/4
SFL-2016	1-1/4	1
SFL-2020	1-1/4	1-1/4
SFL-2416	1-1/2	1
SFL-2420	1-1/2	1-1/4
SFL-2424	1-1/2	1-1/2
SFL-3224	2	1-1/2
SFL-3232	2	2
SFL-4032	2-1/2	2

90 Duro O Ring supplied

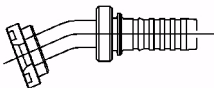
Straight Komatsu O-Ring Flange



P/Number	Flange	Hose
SFLK-1008	5/8	1/2
SFLK-1010	5/8	5/8
SFLK-1012	5/8	3/4

90 Duro O Ring supplied

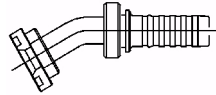
22-1/2° SAE O-Ring Flange Code 61



P/Number	Flange	Hose
SFL22-0808	1/2	1/2
SFL22-1208	3/4	1/2
SFL22-1212	3/4	3/4
SFL22-1612	1	3/4
SFL22-1616	1	1
SFL22-2016	1-1/4	1
SFL22-2020	1-1/4	1-1/4
SFL22-2420	1-1/2	1-1/4
SFL22-2424	1-1/2	1-1/2
SFL22-3224	2	1-1/2
SFL22-3232	2	2

90 Duro O Ring supplied

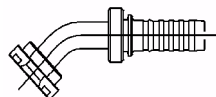
30° SAE Flange Code 61



P/Number	Flange	Hose
* SFL30-0808	1/2	1/2
SFL30-1208	3/4	1/2
SFL30-1212	3/4	3/4
SFL30-1612	1	3/4
SFL30-1616	1	1
SFL30S-2016	1-1/4	1
SFL30S-2020	1-1/4	1-1/4
SFL30-2420	1-1/2	1-1/4
SFL30S-2424	1-1/2	1-1/2
SFL30-3224	2	1-1/2
SFL30M-3232	2	2

90 Duro O Ring supplied

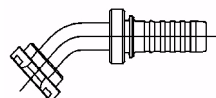
45° SAE Flange Code 61



P/Number	Flange	Hose
SFL45-0808	1/2	1/2
SFL45-1208	3/4	1/2
SFL45-1212	3/4	3/4
SFL45-1612	1	3/4
SFL45S-1616	1	1
SFL45S-2016	1-1/4	1
SFL45S-2020	1-1/4	1-1/4
SFL45-2420	1-1/2	1-1/4
SFL45S-2424	1-1/2	1-1/2
SFL45-3224	2	1-1/2
SFL45S-3232	2	2
SFL45-4032	2-1/2	2

90 Duro O Ring supplied

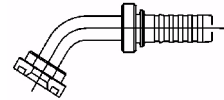
45° Komatsu O-Ring Flange



P/Number	Flange	Hose
SFLK45-1008	5/8	1/2
SFLK45-1010	5/8	5/8
SFLK45-1012	5/8	3/4

90 Duro O Ring supplied

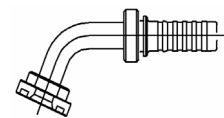
60° SAE O-Ring Flange Code 61



P/Number	Flange	Hose
SFL60-0808	1/2	1/2
SFL60-1208	3/4	1/2
SFL60-1212	3/4	3/4
SFL60-1612	1	3/4
SFL60M-1616	1	1
SFL60S-1616	1	1
SFL60-2016	1-1/4	1
SFL60S-2020	1-1/4	1-1/4
SFL60-2420	1-1/2	1-1/4
SFL60S-2424	1-1/2	1-1/2
SFL60-3224	2	1-1/2
SFL60S-3232	2	2

90 Duro O Ring supplied

67° SAE O-Ring Flange Code 61



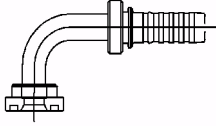
P/Number	Flange	Hose
SFL67-0808	1/2	1/2
SFL67-1208	3/4	1/2
SFL67-1212	3/4	3/4
SFL67-1612	1	3/4
* SFL67S-1616	1	1
SFL67S-2016	1-1/4	1
SFL67S-2020	1-1/4	1-1/4
SFL67-2420	1-1/2	1-1/4
SFL67S-2424	1-1/2	1-1/2
SFL67-3224	2	1-1/2
SFL67S-3232	2	2

90 Duro O Ring supplied

Section 3

Super-Crimp Couplings - Two Piece

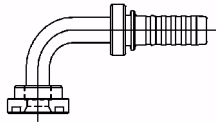
90° SAE Flange Code 61



P/Number	Flange	Hose
SFL90-0808	1/2	1/2
SFL90-1208	3/4	1/2
SFL90-1212	3/4	3/4
SFL90-1612	1	3/4
SFL90M-1616	1	1
SFL90-1620	1	1-1/4
SFL90-2012	1-1/4	3/4
SFL90S-2016	1-1/4	1
SFL90S-2020	1-1/4	1-1/4
SFL90-2024	1-1/4	1-1/2
SFL90-2416	1-1/2	1
SFL90S-2420	1-1/2	1-1/4
SFL90S-2424	1-1/2	1-1/2
SFL90-3224	2	1-1/2
SFL90S-3232	2	2
SFL90-4032	2-1/2	2

90 Duro O Ring supplied

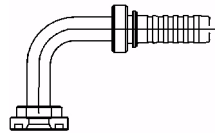
90° Komatsu O-Ring Flange



P/Number	Flange	Hose
SFLK90-1008	5/8	1/2
SFLK90-1012	5/8	3/4

90 Duro O Ring supplied

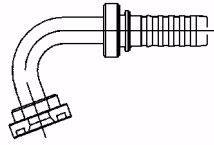
90° SAE Flange Long Drop Code 61



P/Number	Flange	Hose
SFL90L-1212/96	3/4	3/4
SFL90L-1212/152	3/4	3/4
SFL90L-1616/118	1	1
SFL90L-2016/118	1-1/4	1
SFL90L-2020/91	1-1/4	1-1/4
SFL90L-2020/130	1-1/4	1-1/4
SFL90L-2420/130	1-1/2	1-1/4
SFL90L-2424/148	1-1/2	1-1/2
SFL90L-2432/148	1-1/2	2
SFL90L-2432/230	1-1/2	2
SFL90L-3232/203	2	2

90 Duro O Ring supplied

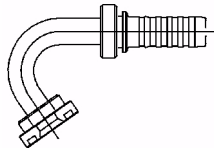
110° SAE Flange Code 61



P/Number	Flange	Hose
SFL110-1212	3/4	3/4
SFL110-1616	1	1
SFL110-2016	1-1/4	1
SFL110-2020	1-1/4	1-1/4
SFL110-2420	1-1/2	1-1/4
SFL110-2424	1-1/2	1-1/2
SFL110-3232	2	2

90 Duro O Ring supplied

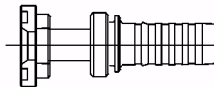
135° SAE Flange Code 61



P/Number	Flange	Hose
SFL135-1212	3/4	3/4
SFL135-2424	2	2
SFL135-3232	2	2

90 Duro O Ring supplied

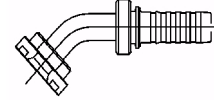
Straight SAE Flange Code 62



P/Number	Flange	Hose
SFLH-0808	1/2	1/2
SFLH-1212	3/4	3/4
SFLH-1612	1	3/4
SFLH-1616	1	1
SFLH-2016	1-1/4	1
SFLH-2020	1-1/4	1-1/4
SFLH-2416	1-1/2	1
SFLH-2420	1-1/2	1-1/4
SFLH-2424	1-1/2	1-1/2
SFLH-3224	2	1-1/2
SFLH-3232	2	2

90 Duro O Ring supplied

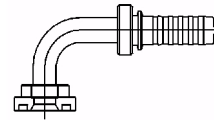
45° SAE Flange Code 62



P/Number	Flange	Hose
SFLH45-0808	1/2	1/2
SFLH45-1212	3/4	3/4
SFLH45-1612	1	3/4
SFLH45M-1616	1	1
SFLH45S-2016	1-1/4	1
SFLH45M-2020	1-1/4	1-1/4
SFLH45M-2024	1-1/4	1-1/2
SFLH45-2420	1-1/2	1-1/4
SFLH45-2424	1-1/2	1-1/2
SFLH45-3224	2	1-1/2
SFLH45-3232	2	2

90 Duro O Ring supplied

90° SAE Flange Code 62



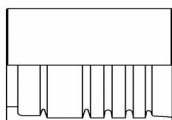
P/Number	Flange	Hose
SFLH90-0808	1/2	1/2
SFLH90-1212	3/4	3/4
SFLH90-1216		
SFLH90-1612	1	3/4
SFLH90M-1616	1	1
SFLH90-1620	1	1-1/4
SFLH90S-2016	1-1/4	1
SFLH90M-2020	1-1/4	1-1/4
SFLH90M-2024	1-1/4	1-1/2
SFLH90-2420	1-1/2	1-1/4
SFLH90-2424	1-1/2	1-1/2
SFLH90-3224	2	1-1/2
SFLH90-3232	2	2

90 Duro O Ring supplied

Section 3 Hammer- & Ezi-Crimp Couplings

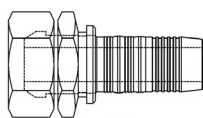


Hammer-Crimp Ferrule Non-Skive Suits EFG4K



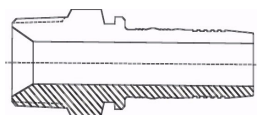
P/Number Hose
FNH-16 1

Straight Female BSPP Hammer Coupling



P/Number Thread Hose
HFB-1616 1 1

Straight Male BSPT Hammer Coupling



P/Number Thread Hose
HMB-1616 1 1

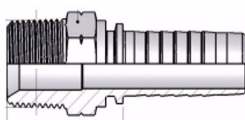
The HAMMER COUPLING is especially designed to withstand very heavy and continuous pressure spikes such as those experienced in hammer systems

Mine Jacking Hose Ferrule Non-Skive Suits STFS00HP-04



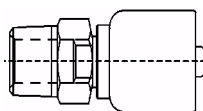
P/Number Hose
S00HP-04 1/4

Straight Male NPT Coupling Suits STFS00HP-04



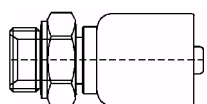
P/Number Thread Hose
S0370T04-06 3/8 1/4

Straight Male BSPT



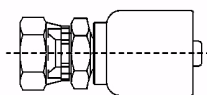
P/Number Thread Hose
EMB-0204 1/8 1/4
EMB-0404 1/4 1/4
EMB-0406 1/4 3/8
EMB-0604 3/8 1/4
EMB-0606 3/8 3/8
EMB-0806 1/2 3/8
EMB-0808 1/2 1/2

Straight Male BSPP Encapsulated Seal Included in the price



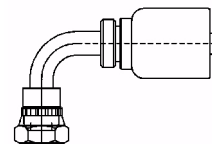
P/Number Thread Hose
EMR-0604 3/8 1/4
EMR-0606 3/8 3/8
EMR-0806 1/2 3/8
EMR-0808 1/2 1/2

Straight Female BSPP Swivel



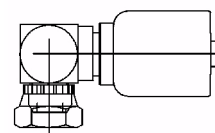
P/Number Thread Hose
EFB-0204H 1/8 1/4
EFB-0404H 1/4 1/4
EFB-0604H 3/8 1/4
EFB-0606H 3/8 3/8
EFB-0806H 1/2 3/8
EFB-0808 1/2 1/2
EFB-0808H 1/2 1/2
EFB-1008 5/8 1/2
EFB-1212H 3/4 3/4

90° Tube Female BSPP Swivel



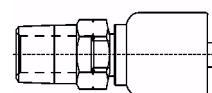
P/Number Thread Hose
EFB90-0404 1/4 1/4
EFB90-0606 3/8 3/8
EFB90-0808 1/2 1/2
EFB90-1212 3/4 3/4

90° Close Female BSPP Swivel



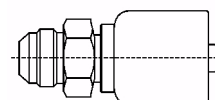
P/Number Thread Hose
EFB90C-0404 1/4 1/4
EFB90C-0604 3/8 1/4
EFB90C-0606 3/8 3/8
EFB90C-0808 1/2 1/2
EFB90C-1212 3/4 3/4

Straight Male NPT Suit Porta-Power Hoses



P/Number Thread Hose
EMNL-0604 3/8 1/4

Straight Male JIC

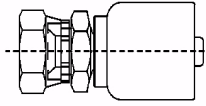


P/Number Thread Hose
EMJ-0704 7/16 1/4
EMJ-0904 9/16 1/4
EMJ-0906 9/16 3/8
EMJ-1204 3/4 1/4
EMJ-1206 3/4 3/8
EMJ-1208 3/4 1/2
EMJ-1408 7/8 1/2
EMJ-1708 1-1/16 1/2

Section 3

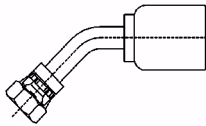
Ezi-Crimp Couplings - One Piece

Straight Female JIC Swivel



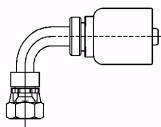
P/Number	Thread	Hose
EFJ-0704H	7/16	1/4
EFJ-0804H	1/2	1/4
EFJ-0904H	9/16	1/4
EFJ-0906H	9/16	3/8
EFJ-0908H	9/16	1/2
EFJ-1206H	3/4	3/8
EFJ-1208H	3/4	1/2
EFJ-1406H	7/8	3/8
EFJ-1408H	7/8	1/2
EFJ-1412H	7/8	3/4
EFJ-1708H	1-1/16	1/2
EFJ-1712H	1-1/16	3/4
EFJ-2112H	1-5/16	3/4

45° Tube Female JIC Swivel



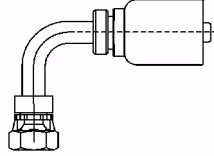
P/Number	Thread	Hose
EFJ45-0704	7/16	1/4
EFJ45-0904	9/16	1/4
EFJ45-0906	9/16	3/8
EFJ45-1206	3/4	3/8
EFJ45-1208	3/4	1/2
EFJ45-1408	7/8	1/2
EFJ45-1712	1-1/16	3/4

90° Tube Female JIC Swivel



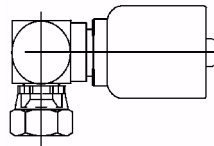
P/Number	Thread	Hose
EFJ90-0704	7/16	1/4
EFJ90-0804	1/2	1/4
EFJ90-0904	9/16	1/4
EFJ90-0906	9/16	3/8
EFJ90-1206	3/4	3/8
EFJ90-1208	3/4	1/2
EFJ90-1406	7/8	3/8
EFJ90-1408	7/8	1/2
EFJ90-1712	1-1/16	3/4
EFJ90-2112	1-5/16	3/4

90° Tube Female JIC Long Drop Swivel



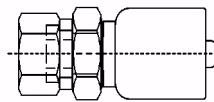
P/Number	Thread	Hose
EFJ90L-0704	7/16	1/4
EFJ90L-0904	9/16	1/4
EFJ90L-1206	3/4	3/8
EFJ90L-1208	3/4	1/2
EFJ90L-1408	7/8	1/2
EFJ90L-1408Z	7/8	1/2

90° Close Female JIC Swivel



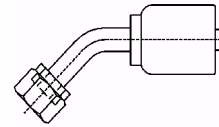
P/Number	Thread	Hose
EFJ90C-0704	7/16	1/4
EFJ90C-0904	9/16	1/4
EFJ90C-0906	9/16	3/8
EFJ90C-1206	3/4	3/8
EFJ90C-1208	3/4	1/2
EFJ90C-1408	7/8	1/2
EFJ90C-1712	1-1/16	3/4

Straight Female Flat Faced O-Ring (ORFS) Swivel



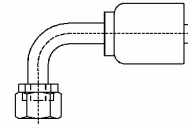
P/Number	Thread	Hose
EFFO-0904	9/16	1/4
EFFO-1104	11/16	1/4
EFFO-1106	11/16	3/8
EFFO-1308	13/16	1/2

45° Tube Female Flat Faced O-Ring (ORFS) Swivel



P/Number	Thread	Hose
EFFO45-0904	9/16	1/4

90° Tube Female Flat Faced O-Ring (ORFS) Swivel

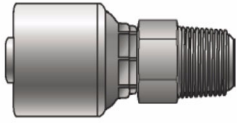


P/Number	Thread	Hose
EFFO90S-0904	9/16	1/4
EFFO90S-1104	11/16	1/4
EFFO90S-1106	11/16	3/8
EFFO90S-1308	13/16	1/2

Section 3 MegaCrimp Couplings - One Piece

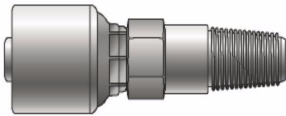


Straight Male NPT



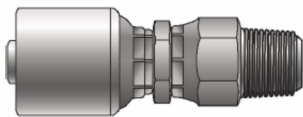
P/Number	Thread	Hose
4G-2MP	1/8	1/4
4G-4MP	1/4	1/4
4G-6MP	3/8	1/4
6G-4MP	1/4	3/8
6G-6MP	3/8	3/8
6G-8MP	1/2	3/8
8G-6MP	3/8	1/2
8G-8MP	1/2	1/2
8G-12MP	3/4	1/2
10G-8MP	1/2	5/8
10G-12MP	3/4	5/8
12G-8MP	1/2	3/4
12G-12MP	3/4	3/4
12G-16MP	1	3/4
16G-12MP	3/4	1
16G-16MP	1	1
20G-20MP	1-1/4	1-1/4

Straight Male NPT Long



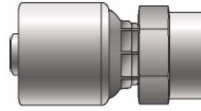
P/Number	Thread	Hose
4G-4MPLN	1/4	1/4
4G-6MPLN	3/8	1/4
6G-4MPLN	1/4	3/8
6G-6MPLN	3/8	3/8

Straight Male NPT Swivel



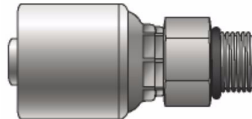
P/Number	Thread	Hose
4G-4MPX	1/4	1/4
6G-6MPX	3/8	3/8
6G-8MPX	1/2	3/8
8G-6MPX	3/8	1/2
8G-8MPX	1/2	1/2
10G-12MPX	3/4	5/8
12G-8MPX	1/2	3/4
12G-12MPX	3/4	3/4
16G-16MPX	1	1

Straight Female NPT



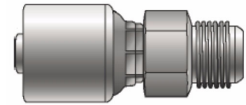
P/Number	Thread	Hose
4G-2FP	1/8	1/4
4G-4FP	1/4	1/4
4G-6FP	3/8	1/4
6G-4FP	1/4	3/8
6G-6FP	3/8	3/8
6G-8FP	1/2	3/8
8G-6FP	3/8	1/2
8G-8FP	1/2	1/2
12G-12FP	3/4	3/4

Straight Male UNO



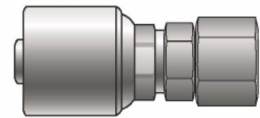
P/Number	Thread	Hose
4G-4MB	7/16	1/4
4G-5MB	1/2	1/4
4G-6MB	9/16	1/4
6G-6MB	9/16	3/8
6G-8MB	3/4	3/8
6G-10MB	7/8	3/8
6G-12MB	1-1/16	3/8
8G-8MB	3/4	1/2
8G-10MB	7/8	1/2
8G-12MB	1-1/16	1/2
10G-8MB	3/4	5/8
10G-10MB	7/8	5/8
10G-12MB	1-1/16	5/8
12G-12MB	1-1/16	3/4
12G-14MB	1-3/16	3/4
12G-16MB	1-5/16	3/4
16G-14MB	1-3/16	1
16G-16MB	1-5/16	1
20G-20MB	1-5/8	1-1/4

Straight Male JIC



P/Number	Thread	Hose
4G-4MJ	7/16	1/4
4G-6MJ	9/16	1/4
4G-8MJ	3/4	1/4
6G-6MJ	9/16	3/8
6G-8MJ	3/4	3/8
6G-10MJ	7/8	3/8
8G-8MJ	3/4	1/2
8G-10MJ	7/8	1/2
8G-12MJ	1-1/16	1/2
10G-10MJ	7/8	5/8
10G-12MJ	1-1/16	5/8
12G-12MJ	1-1/16	3/4
12G-14MJ	1-3/16	3/4
12G-16MJ	1-5/16	3/4
16G-16MJ	1-5/16	1
16G-20MJ	1-5/8	1
20G-20MJ	1-5/8	1-1/4

Straight Female JIC Swivel



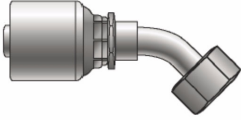
P/Number	Thread	Hose
4G-4FJX	7/16	1/4
4G-6FJX	9/16	1/4
6G-4FJX	7/16	3/8
6G-6FJX	9/16	3/8
6G-8FJX	3/4	3/8
6G-10FJX	7/8	3/8
8G-6FJX	9/16	1/2
8G-8FJX	3/4	1/2
8G-10FJX	7/8	1/2
8G-12FJX	1-1/16	1/2
10G-8FJX	3/4	5/8
10G-10FJX	7/8	5/8
10G-12FJX	1-1/16	5/8
10G-14FJX	1-3/16	5/8
12G-10FJX	7/8	3/4
12G-12FJX	1-1/16	3/4
12G-14FJX	1-3/16	3/4
12G-16FJX	1-5/16	3/4
16G-12FJX	1-1/16	1
16G-16FJX	1-5/16	1
16G-20FJX	1-5/8	1
20G-20FJX	1-5/8	1-1/4



Section 3

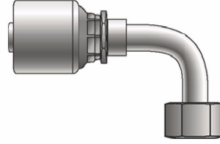
MegaCrimp Couplings - One Piece

45° Tube Female JIC Swivel



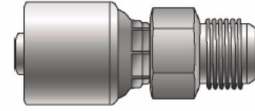
P/Number	Thread	Hose
4G-4FJX45S	7/16	1/4
4G-6FJX45S	9/16	1/4
6G-6FJX45	9/16	3/8
6G-6FJX45S	9/16	3/8
6G-8FJX45S	3/4	3/8
8G-8FJX45S	3/4	1/2
8G-10FJX45S	7/8	1/2
10G-10FJX45S	7/8	5/8
10G-12FJX45S	1-1/16	5/8
12G-10FJX45S	7/8	3/4
12G-12FJX45S	1-1/16	3/4
12G-16FJX45S	1-5/16	3/4
16G-16FJX45S	1-5/16	1
20G-20FJX45-035	1-5/8	1-1/4

90° Tube Female JIC Swivel



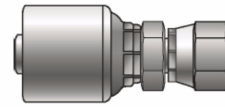
P/Number	Thread	Hose
4G-4FJX90L	7/16	1/4
4G-4FJX90M	7/16	1/4
4G-4FJX90S	7/16	1/4
4G-6FJX90L	9/16	1/4
4G-6FJX90M	9/16	1/4
4G-6FJX90S	9/16	1/4
6G-6FJX90L	9/16	3/8
6G-6FJX90M	9/16	3/8
6G-6FJX90S	9/16	3/8
6G-8FJX90L	3/4	3/8
6G-8FJX90M	3/4	3/8
8G-8FJX90S	3/4	1/2
8G-8FJX90M	3/4	1/2
8G-8FJX90L	3/4	1/2
8G-10FJX90L	7/8	1/2
8G-10FJX90M	7/8	1/2
8G-10FHX90S	7/8	1/2
8G-12FJX90S	1-1/16	1/2
10G-10FJX90-036	7/8	5/8
10G-10FJX90L	7/8	5/8
10G-10FJX90M	7/8	5/8
10G-12FJX90L	1-1/16	5/8
10G-12FJX90S	1-1/16	5/8
12G-10FJX90M	7/8	3/4
12G-12FJX90L	1-1/16	3/4
12G-12FJX90M	1-1/16	3/4
12G-12FJX90S	1-1/16	3/4
12G-14FJX90L	1-3/16	3/4
12G-14FJX90S	1-3/16	3/4
12G-16FJX90S	1-5/16	3/4
16G-16FJX90L	1-5/16	1
16G-16FJX90M	1-5/16	1
16G-16FJX90S	1-5/16	1
16G-20FJX90S	1-5/8	1
20G-20FJX90M	1-5/8	1-1/4

Straight Male SAE



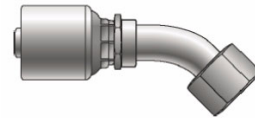
P/Number	Thread	Hose
4G-4MS	7/16	1/4
6G-6MS	5/8	3/8
8G-8MS	3/4	1/2
8G-10MS	7/8	1/2
12G-12MS	1-1/16	3/4

Straight Female SAE Swivel




P/Number	Thread	Hose
4G-4FSX	7/16	1/4
4G-6FSX	5/8	1/4
6G-6FSX	5/8	3/8
6G-8FSX	3/4	3/8
8G-8FSX	3/4	1/2

45° Tube Female SAE Swivel



P/Number	Thread	Hose
6G-6FSX45	5/8	3/8
8G-8FSX45	3/4	1/2

90° Tube Female SAE Swivel

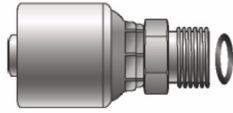


P/Number	Thread	Hose
4G-4FSX90	7/16	1/4
6G-6FSX90	5/8	3/8
6G-8FSX90	3/4	3/8
8G-8FSX90	3/4	1/2

Section 3 MegaCrimp Couplings - One Piece

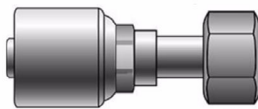


Straight Male Flat Faced O-Ring (ORFS)




P/Number	Thread	Hose
4G-4MFFOR	9/16	1/4
4G-6MFFOR	11/16	1/4
6G-6MFFOR	11/16	3/8
6G-8MFFOR	13/16	3/8
6G-10MFFOR	1	3/8
8G-8MFFOR	13/16	1/2
8G-10MFFOR	1	1/2
10G-10MFFOR	1	5/8
10G-12MFFOR	1-3/16	5/8
12G-12MFFOR	1-3/16	3/4
12G-16MFFOR	1-7/16	3/4
16G-16MFFOR	1-7/16	1
16G-20MFFOR	1-11/16	1
20G-20MFFOR	1-11/16	1-1/4

Straight Female Flat Faced O-Ring (ORFS) Swivel




P/Number	Thread	Hose
4G-4FFORX	9/16	1/4
4G-6FFORX	11/16	1/4
6G-6FFORX	11/16	3/8
6G-8FFORX	13/16	3/8
8G-6FFORX	11/16	1/2
8G-8FFORX	13/16	1/2
8G-10FFORX	1	1/2
8G-12FFORX	1-3/16	1/2
10G-10FFORX	1	5/8
10G-12FFORX	1-3/16	5/8
12G-10FFORX	1	3/4
12G-12FFORX	1-3/16	3/4
12G-16FFORX	1-7/16	3/4
16G-12FFORX	1-3/16	1
16G-16FFORX	1-7/16	1
16G-20FFORX	1-11/16	1
20G-20FFORX	1-11/16	1-1/4

45° Tube Female Flat Faced O-Ring (ORFS) Swivel



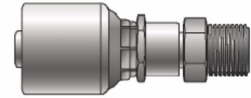
P/Number	Thread	Hose
4G-4FFORX45S	9/16	1/4
4G-6FFORX45S	11/16	1/4
6G-6FFORX45S	11/16	3/8
6G-8FFORX45S	13/16	3/8
8G-8FFORX45S	13/16	1/2
8G-10FFORX45S	1	1/2
8G-12FFORX45S	1-3/16	1/2
10G-10FFORX45S	1	5/8
10G-12FFORX45S	1-3/16	5/8
12G-10FFORX45S	1	3/4
12G-12FFORX45S	1-3/16	3/4
12G-16FFORX45S	1-7/16	3/4
16G-16FFORX45S	1-7/16	1
20G-20FFORX45S	1-11/16	1-1/4

90° Tube Female Flat Faced O-Ring (ORFS) Swivel




P/Number	Thread	Hose
4G-4FFORX90L	9/16	1/4
4G-4FFORX90M	9/16	1/4
4G-4FFORX90S	9/16	1/4
4G-6FFORX90L	11/16	1/4
4G-6FFORX90M	11/16	1/4
4G-6FFORX90S	11/16	1/4
6G-4FFORX90S	9/16	3/8
6G-6FFORX90L	11/16	3/8
6G-6FFORX90M	11/16	3/8
6G-6FFORX90S	11/16	3/8
6G-8FFORX90L	13/16	3/8
6G-8FFORX90M	13/16	3/8
6G-8FFORX90S	13/16	3/8
8G-6FFORX90S	11/16	1/2
8G-8FFORX90L	13/16	1/2
8G-8FFORX90M	13/16	1/2
8G-8FFORX90S	13/16	1/2
8G-10FFORX90L	1	1/2
8G-10FFORX90M	1	1/2
8G-10FFORX90S	1	1/2
8G-12FFORX90S	1-3/16	1/2
10G-10FFORX90L	1	5/8
10G-10FFORX90M	1	5/8
10G-10FFORX90S	1	5/8
10G-12FFORX90S	1-3/16	5/8
12G-10FFORX90S	1	3/4
12G-12FFORX90L	1-3/16	3/4
12G-12FFORX90M	1-3/16	3/4
12G-12FFORX90S	1-3/16	3/4
12G-16FFORX90S	1-7/16	3/4
16G-16FFORX90L	1-7/16	1
16G-16FFORX90M	1-7/16	1
16G-16FFORX90S	1-7/16	1
20G-20FFORX90M	1-11/16	1-1/4
20G-20FFORX90S	1-11/16	1-1/4

Straight Male SAE Swivel



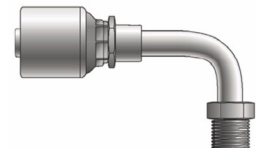
P/Number	Thread	Hose
4G-4MIX	7/16	1/4
4G-5MIX	1/2	1/4
6G-5MIX	1/2	3/8
6G-6MIX	5/8	3/8
6G-7MIX	11/16	3/8
8G-8MIX	3/4	1/2

45° Tube Male SAE Swivel



P/Number	Thread	Hose
6G-4MIX45	7/16	3/8
6G-5MIX45	1/2	3/8
6G-6MIX45	5/8	3/8
6G-7MIX45	11/16	3/8

90° Tube Male SAE Swivel




P/Number	Thread	Hose
4G-4MIX90	7/16	1/4
4G-5MIX90	1/2	1/4
6G-4MIX90	7/16	3/8
6G-5MIX90	1/2	3/8
6G-6MIX90	5/8	3/8
6G-7MIX90	11/16	3/8
8G-8MIX90	3/4	1/2



Section 3

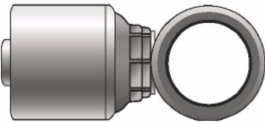
MegaCrimp Couplings - One Piece

Straight Male Flareless Assembly



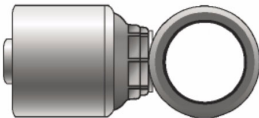
P/Number	Thread	Hose
4G-4MFA	7/16	1/4
4G-5MFA	1/2	1/4
6G-4MFA	7/16	3/8
6G-5MFA	1/2	3/8
6G-6MFA	9/16	3/8
6G-8MFA	3/4	3/8
8G-8MFA	3/4	1/2
8G-10MFA	7/8	1/2
12G-12MFA	1-1/16	3/4
16G-16MFA	1-5/16	1

Straight BSP Banjo



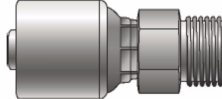
P/Number	Thread	Hose
4G-4BSPBJ	1/4	1/4
6G-6BSPBJ	3/8	3/8
8G-8BSPBJ	1/2	1/2

Straight Metric Banjo



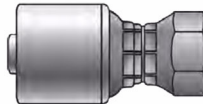
P/Number	Thread	Hose
4G-10DBJ	10mm	1/4
4G-12DBJ	12mm	1/4
4G-14DBJ	14mm	1/4
6G-14DBJ	14mm	3/8
6G-16DBJ	16mm	3/8
8G-22DBJ	22mm	1/2
10G-22DBJ	22mm	5/8

Straight Male DIN Light Series



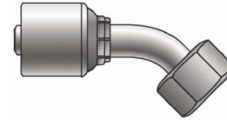
P/Number	Thread	Hose
4G-6MDL	M12 x 1.5	1/4
4G-8MDL	M14 x 1.5	1/4
4G-10MDL	M16 x 1.5	1/4
5G-8MDL	M14 x 1.5	5/16
5G-10MDL	M16 x 1.5	5/16
5G-12MDL	M18 x 1.5	5/16
6G-10MDL	M16 x 1.5	3/8
6G-12MDL	M18 x 1.5	3/8
6G-15MDL	M22 x 1.5	3/8
8G-12MDL	M18 x 1.5	1/2
8G-15MDL	M22 x 1.5	1/2
8G-18MDL	M26 x 1.5	1/2
10G-18MDL	M26 x 1.5	5/8
12G-18MDL	M26 x 1.5	3/4
12G-22MDL	M30 x 2.0	3/4
16G-28MDL	M36 x 2.0	1
20G-35MDL	M45 x 2/0	1-1/4

Straight Female DIN Swivel Light Series



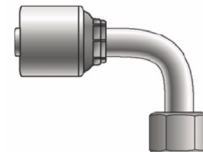
P/Number	Thread	Hose
4G-6FDLORX	M12 x 1.5	1/4
4G-8FDLORX	M14 x 1.5	1/4
4G-10FDLORX	M16 x 1.5	1/4
4G-12FDLORX	M18 x 1.5	1/4
5G-10FDLORX	M16 x 1.5	5/16
5G-12FDLORX	M18 x 1.5	5/16
6G-10FDLORX	M16 x 1.5	3/8
6G-12FDLORX	M18 x 1.5	3/8
6G-14FDLORX	M20 x 1.5	3/8
6G-15FDLORX	M22 x 1/5	3/8
8G-12FDLORX	M18 x 1.5	1/2
8G-15FDLORX	M22 x 1.5	1/2
8G-18FDLORX	M26 x 1.5	1/2
10G-18FDLORX	M26 x 1.5	5/8
12G-18FDLORX	M26 x 1.5	3/4
12G-22FDLORX	M30 x 2.0	3/4
16G-28FDLORX	M36 x 2.0	1
20G-35FDLORX	M45 x 2.0	1-1/4

45° Tube Female DIN Swivel Light Series



P/Number	Thread	Hose
4G-6FDLORX45	M12 x 1.5	1/4
4G-8FDLORX45	M14 x 1.5	1/4
4G-10FDLORX45	M16 x 1.5	1/4
4G-12FDLORX45	M18 x 1.5	1/4
5G-10FDLORX45	M16 x 1.5	5/16
5G-12FDLORX45	M18 x 1.5	5/16
6G-10FDLORX45	M16 x 1.5	3/8
6G-12FDLORX45	M18 x 1.5	3/8
6G-15FDLORX45	M22 x 1.5	3/8
8G-12FDLORX45	M18 x 1.5	1/2
8G-15FDLORX45	M22 x 1.5	1/2
8G-18FDLORX45	M26 x 1.5	1/2
10G-18FDLORX45	M26 x 1.5	5/8
12G-22FDLORX45	M30 x 2.0	3/4
16G-28FDLORX45	M36 x 2.0	1
20G-35FDLORX45	M45 x 2.0	1-1/4

90° Tube Female DIN Swivel Light Series

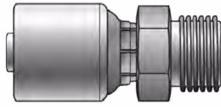


P/Number	Thread	Hose
4G-6FDLORX90	M12 x 1.5	1/4
4G-8FDLORX90	M14 x 1.5	1/4
4G-10FDLORX90	M16 x 1.5	1/4
4G-12FDLORX90	M18 x 1.5	1/4
5G-10FDLORX90	M16 x 1.5	5/16
5G-12FDLORX90	M18 x 1.5	5/16
6G-10FDLORX90	M16 x 1.5	3/8
6G-12FDLORX90	M18 x 1.5	3/8
6G-15FDLORX90	M22 x 1.5	3/8
8G-12FDLORX90	M18 x 1.5	1/2
8G-15FDLORX90	M22 x 1.5	1/2
8G-18FDLORX90	M26 x 1.5	1/2
10G-18FDLORX90	M26 x 1.5	5/8
12G-18FDLORX90	M26 x 1.5	3/4
12G-22FDLORX90	M30 x 2.0	3/4
16G-28FDLORX90	M36 x 2.0	1
20G-35FDLORX90	M45 x 2.0	1-1/4

Section 3 MegaCrimp Couplings - One Piece

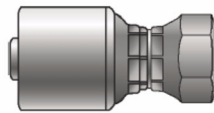


Straight Male DIN Heavy Series



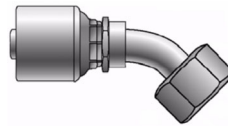
P/Number	Thread	Hose
4G-8MDH	M16 x 1.5	1/4
4G-10MDH	M18 x 1.5	1/4
5G-12MDH	M20 x 1.5	5/16
6G-10MDH	M18 x 1.5	3/8
6G-12MDH	M20 x 1.5	3/8
6G-14MDH	M22 x 1.5	3/8
8G-16MDH	M24 x 1.5	1/2
10G-20MDH	M30 x 2.0	5/8
12G-20MDH	M30 x 2.0	3/4
12G-25MDH	M36 x 2.0	3/4
16G-30MDH	M42 x 2.0	1
20G-38MDH	M52 x 2.0	1-1/4

Straight Female DIN Swivel Heavy Series O-Ring



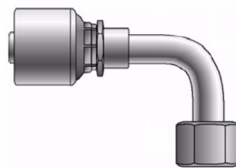
P/Number	Thread	Hose
4G-8FDHORX	M16 x 1.5	1/4
4G-10FDHORX	M18 x 1.5	1/4
4G-12FDHORX	M20 x 1.5	1/4
5G-12FDHORX	M20 x 1.5	5/16
6G-10FDHORX	M18 x 1.5	3/8
6G-12FDHORX	M20 x 1.5	3/8
6G-14FDHORX	M22 x 1.5	3/8
8G-12FDHORX	M20 x 1.5	1/2
8G-14FDHORX	M22 x 1.5	1/2
8G-16FDHORX	M24 x 1.5	1/2
8G-20FDHORX	M30 x 2.0	1/2
10G-16FDHORX	M24 x 1.5	5/8
10G-20FDHORX	M30 x 2.0	5/8
12G-20FDHORX	M30 x 2.0	3/4
16G-25FDHORX	M36 x 2.0	1
16G-30FDHORX	M42 x 2.0	1
20G-38FDHORX	M52 x 2.0	1-1/4

45° Tube Female DIN Swivel Heavy Series O-Ring



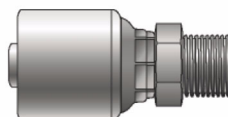
P/Number	Thread	Hose
4G-8FDHORX45	M16 x 1.5	1/4
4G-10FDHORX45	M18 x 1.5	1/4
4G-12FDHORX45	M20 x 1.5	1/4
5G-12FDHORX45	M20 x 1.5	5/16
6G-10FDHORX45	M18 x 1.5	3/8
6G-12FDHORX45	M20 x 1.5	3/8
6G-14FDHORX45	M22 x 1.5	3/8
8G-14FDHORX45	M22 x 1.5	1/2
8G-16FDHORX45	M24 x 1.5	1/2
10G-20FDHORX45	M30 x 2.0	5/8
16G-30FDHORX45	M42 x 2.0	1

90° Tube Female DIN Swivel Heavy Series O-Ring



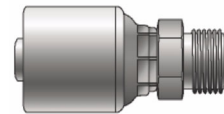
P/Number	Thread	Hose
4G-8FDHORX90	M16 x 1.5	1/4
4G-10FDHORX90	M18 x 1.5	1/4
4G-12FDHORX90	M20 x 1.5	1/4
5G-12FDHORX90	M20 x 1.5	5/16
6G-10FDHORX90	M18 x 1.5	3/8
6G-12FDHORX90	M20 x 1.5	3/8
6G-14FDHORX90	M22 x 1.5	3/8
8G-16FDHORX90	M24 x 1.5	1/2
10G-20FDHORX90	M30 x 2.0	5/8
12G-20FDHORX90	M30 x 2.0	3/4
16G-25FDHORX90	M36 x 2.0	1
16G-30FDHORX90	M42 x 2.0	1

Straight Male BSPT



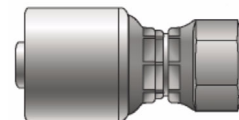
P/Number	Thread	Hose
4G-4MBSPTSP	1/4	1/4
4G-6MBSPTSP	3/8	1/4
6G-6MBSPTSP	3/8	3/8
8G-6MBSPT	3/8	1/2
8G-8MBSPTSP	1/2	1/2
10G-10MBSPT	5/8	5/8
12G-12MBSPTSP	3/4	3/4
16G-16MBSPTSP	1	1

Straight Male BSPP




P/Number	Thread	Hose
4G-4MBSPP	1/4	1/4
4G-6MBSPP	3/8	1/4
6G-6MBSPP	3/8	3/8
6G-8MBSPP	1/2	3/8
8G-8MBSPP	1/2	1/2
10G-10MBSPP	5/8	5/8
10G-12MBSPP	3/4	5/8
12G-12MBSPP	3/4	3/4
16G-16MBSPP	1	1
20G-20MBSPP	1-1/4	1-1/4

Straight Female BSPP Swivel



P/Number	Thread	Hose
4G-2FBSPPX	1/8	1/4
4G-4FBSPORX	1/4	1/4
4G-6FBSPORX	3/8	1/4
6G-6FBSPORX	3/8	3/8
6G-8FBSPORX	1/2	3/8
8G-6FBSPORX	3/8	1/2
8G-8FBSPORX	1/2	1/2
8G-10FBSPORX	5/8	1/2
8G-12FBSPORX	3/4	1/2
10G-10FBSPORX	5/8	5/8
10G-12FBSPORX	3/4	5/8
12G-12FBSPORX	3/4	3/4
12G-16FBSPORX	1	3/4
16G-16FBSPORX	1	1
20G-20FBSPORX	1-1/4	1-1/4

45° Tube Female BSPP Swivel



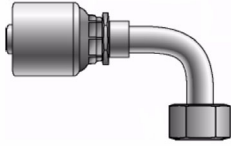
P/Number	Thread	Hose
4G-4FBSPORX45	1/4	1/4
6G-6FBSPORX45	3/8	3/8
6G-8FBSPORX45	1/2	3/8
8G-8FBSPORX45	1/2	1/2
8G-10FBSPORX45	5/8	1/2
10G-10FBSPORX45	5/8	5/8
10G-12FBSPORX45	3/4	5/8
12G-12FBSPORX45	3/4	3/4
16G-16FBSPORX45	1	1
20G-20FBSPORX45	1-1/4	1-1/4



Section 3

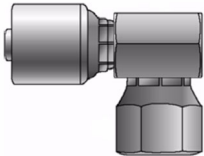
MegaCrimp Couplings - One Piece

90° Tube Female BSPP Swivel



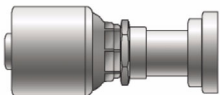
P/Number	Thread	Hose
4G-4FBSPORX90	1/4	1/4
4G-6FBSPORX90M	3/8	1/4
6G-6FBSPORX90	3/8	3/8
6G-8FBSPORX90	1/2	3/8
8G-8FBSPORX90	1/2	1/2
8G-10FBSPORX90	5/8	1/2
10G-10FBSPORX90	5/8	5/8
10G-12FBSPORX90	3/4	5/8
12G-12FBSPORX90	3/4	3/4
12G-16FBSPORX90	1	3/4
16G-16FBSPORX90	1	1
20G-20FBSPORX90	1-1/4	1-1/4

90° Compact Female BSPP Swivel



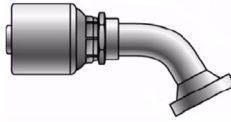
P/Number	Thread	Hose
4G-4FBSPORX90BL	1/4	1/4
6G-6FBSPORX90BL	3/8	3/8
6G-8FBSPORX90BL	1/2	3/8
8G-8FBSPORX90BL	1/2	1/2
8G-10FBSPORX90BL	5/8	1/2
10G-10FBSPORX90BL	5/8	5/8
12G-12FBSPORX90BL	3/4	3/4
16G-16FBSPORX90BL	1	1

Straight SAE O-Ring Flange Code 61



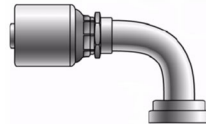
P/Number	Flange	Hose
8G-8FL	1/2	1/2
8G-12FL	3/4	1/2
12G-12FL	3/4	3/4
12G-16FL	1	3/4
16G-16FL	1	1
16G-20FL	1-1/4	1
20G-20FL	1-1/4	1-1/4
20G-24FL	1-1/2	1-1/4

45° Tube SAE O-Ring Flange Code 61



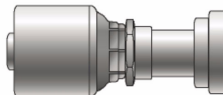
P/Number	Flange	Hose
12G-12FL45M	3/4	3/4
12G-16FL45S	1	3/4
16G-16FL45S	1	1
16G-20FL45S	1-1/4	1
20G-20FL45S	1-1/4	1-1/4

90° Tube SAE O-Ring Flange Code 61



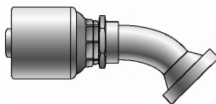
P/Number	Flange	Hose
8G-8FL90M	1/2	1/2
8G-12FL90M	3/4	1/2
12G-12FL90M	3/4	3/4
12G-16FL90S	1	3/4
16G-16FL90S	1	1
16G-20FL90S	1-1/4	1
20G-20FL90S	1-1/4	1-1/4

Straight Komatsu O-Ring Flange



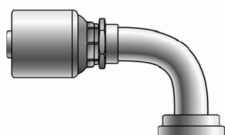
P/Number	Flange	Hose
8G-10FLK	5/8	1/2
10G-10FLK	5/8	5/8

45° Tube Komatsu O-Ring Flange



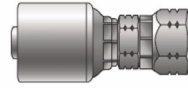
P/Number	Flange	Hose
10G-10FLK45	5/8	5/8

90° Tube Komatsu O-Ring Flange




P/Number	Flange	Hose
10G-10FLK90	5/8	5/8

Straight Female Komatsu Metric Swivel



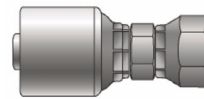
P/Number	Thread	Hose
4G-4FKX	M14 x 1.5	1/4
6G-6FKX	M18 x 1.5	3/8
8G-8FKX	M22 x 1.5	1/2
10G-10FKX	M24 x 1.5	5/8
12G-12FKX	M30 x 1.5	3/4
16G-16FKX	M33 x 1.5	1

45° Tube Female Komatsu Metric Swivel



P/Number	Thread	Hose
8G-8FKX45	M22 x 1.5	1/2

Straight Female JIS (BSPP) Swivel



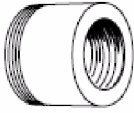
P/Number	Thread	Hose
4G-4FJISX	1/4	1/4
6G-6FJISX	3/8	3/8
8G-8FJISX	1/2	1/2
12G-12FJISX	3/4	3/4

Section 3

Global-Crimp GS & GSP Couplings - Two Piece

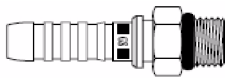


Global-Crimp GS & GSP Series GS1F & GSP1F Ferrule Types



P/Number	Hose Type	Hose Size
6GS1F-1	Braided	3/8
6GS1F-2	Braided	3/8
6GS1F-4	4 Spiral	3/8
8GS1F-2	Braided	1/2
8GS1F-4	4 Spiral	1/2
10GS1F-2	Braided	5/8
10GS1F-4	4 Spiral	5/8
12GS1F-2	Braided	3/4
12GS1F-4	4 Spiral	3/4
16GS1F-2	Braided	1
16GS1F-4	4 Spiral	1
20GS1F-2	Braided	1-1/4
20GS1F-4	4 Spiral	1-1/4
20GS1F-6	6 Spiral	1-1/4
24GSP1F-4	4 Spiral	1-1/2
32GSP1F-4	4 Spiral	2

Male UNO



P/Number	Thread	Hose
6GS-6MB	9/16	3/8
12GS-12MB	1-1/16	3/4
12GS-16MB	1-5/16	3/4
16GS-16MB	1-5/16	1

Male Pipe NPTF 30° Cone Seat



P/Number	Thread	Hose
6GS-6MP	3/8	3/8
6GS-8MP	1/2	3/8
8GS-8MP	1/2	1/2
8GS-12MP	3/4	1/2
10GS-8MP	1/2	5/8
10GS-12MP	3/4	5/8
12GS-12MP	3/4	3/4
12GS-16MP	1	3/4
16GS-12MP	3/4	1
16GS-16MP	1	1
16GS-20MP	1-1/4	1
20GS-20MP	1-1/4	1-1/4
24GSP-24MP	1-1/2	1-1/2
32GSP-32MP	2	2

Male British Standard Pipe Parallel



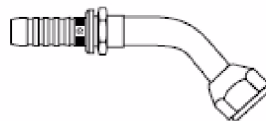
P/Number	Thread	Hose
6GS-6MBSPP	3/8	3/8
8GS-8MBSPP	1/2	1/2
10GS-10MBSPP	5/8	5/8
10GS-12MBSPP	3/4	5/8
12GS-12MBSPP	3/4	3/4
16GS-16MBSPP	1	1
20GS-20MBSPP	1-1/4	1-1/4

Female British Standard Pipe Parallel O-Ring Swivel



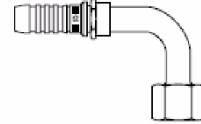
P/Number	Thread	Hose
6GS-6FBSPORX	3/8	3/8
6GS-8FBSPORX	1/2	3/8
8GS-8FBSPORX	1/2	1/2
10GS-10FBSPORX	5/8	5/8
10GS-12FBSPORX	3/4	5/8
12GS-12FBSPORX	3/4	3/4
16GS-16FBSPORX	1	1
16GS-20FBSPORX	1-1/4	1
20GS-20FBSPORX	1-1/4	1-1/4
24GSP-24FBSPORX	1-1/2	1-1/2
32GSP-32FBSPORX	2	2

Female British Standard Pipe Parallel O-Ring Swivel 45° Bent Tube



P/Number	Thread	Hose
8GS-8FBSPORX45M	1/2	1/2
10GS-10FBSPORX45	5/8	5/8
10GS-12FBSPORX45	3/4	5/8
12GS-12FBSPORX45M	3/4	3/4
16GS-16FBSPORX45M	1	1
20GS-20FBSPORX45M	1-1/4	1-1/4
24GSP-24FBSPORX45	1-1/2	1-1/2
32GSP-32FBSPORX45	2	2

Female British Standard Pipe Parallel O-Ring Swivel 90° Bent Tube



P/Number	Thread	Hose
6GS-6FBSPORX90	3/8	3/8
8GS-8FBSPORX90M	1/2	1/2
10GS-10FBSPORX90	5/8	5/8
10GS-12FBSPORX90	3/4	5/8
12GS-12FBSPORX90M	3/4	3/4
16GS-16FBSPORX90	1	1
20GS-20FBSPORX90M	1-1/4	1-1/4
24GSP-24FBSPORX90	1-1/2	1-1/2
32GSP-32FBSPORX90	2	2

Female British Standard Pipe Parallel (No O-Ring) Swivel Heavy Series



P/Number	Thread	Hose
16GS-16FBSPPX-RB	1	1
20GS-20FBSPPX-RB	1-1/4	1-1/4
24GSP-24FBSPPX-RB	1-1/2	1-1/2

Male JIC 37° Flare



P/Number	Thread	Hose
6GS-6MJ	9/16	3/8
6GS-8MJ	3/4	3/8
6GS-10MJ	7/8	3/8
8GS-8MJ	3/4	1/2
8GS-10MJ	7/8	1/2
10GS-10MJ	7/8	5/8
10GS-12MJ	1-1/16	5/8
12GS-12MJ	1-1/16	3/4
12GS-14MJ	1-3/16	3/4
12GS-16MJ	1-5/16	3/4
16GS-16MJ	1-5/16	1
16GS-20MJ	1-5/8	1
20GS-20MJ	1-5/8	1-1/4
24GSP-20MJ	1-5/8	1-1/2
24GSP-24MJ	1-7/8	1-1/2
32GSP-32MJ	2-1/2	2



Section 3


Global-Crimp GS & GSP Couplings - Two Piece

Female JIC 37° Flare Swivel



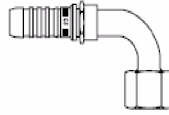
P/Number	Thread	Hose
6GS-6FJX	9/16	3/8
6GS-8FJX	3/4	3/8
8GS-8FJX	3/4	1/2
8GS-10FJX	7/8	1/2
8GS-12FJX	1-1/16	1/2
10GS-10FJXMM	7/8	5/8
10GS-12FJX	1-1/16	5/8
12GS-10FJX	7/8	3/4
12GS-12FJX	1-1/16	3/4
12GS-14FJX	1-3/16	3/4
12GS-16FJX	1-5/16	3/4
16GS-12FJX	1-1/16	1
16GS-14FJX	1-3/16	1
16GS-16FJX	1-5/16	1
16GS-20FJX	1-5/8	1
20GS-16FJX	1-5/16	1-1/4
20GS-20FJX	1-5/8	1-1/4
20GS-24FJX	1-7/8	1-1/4
24GSP-24FJX	1-7/8	1-1/2
24GSP-32FJX	2-1/2	1-1/2
32GSP-32FJX	2-1/2	2

Female JIC 37° Flare Swivel 45° Bent Tube



P/Number	Thread	Hose
6GS-6FJX45S	9/16	3/8
6GS-8FJX45S	3/4	3/8
8GS-8FJX45S	3/4	1/2
8GS-10FJX45S	7/8	1/2
10GS-10FJXMM45-018	7/8	5/8
10GS-12FJX45S	1-1/16	5/8
12GS-12FJX45S	1-1/16	3/4
12GS-16FJX45S	1-5/16	3/4
16GS-16FJX45S	1-5/16	1
16GS-20FJX45S	1-5/8	1
20GS-20FJX45-038	1-5/8	1-1/4
24GSP-24FJX45-050	1-7/8	1-1/2

Female JIC 37° Flare Swivel 90° Bent Tube



P/Number	Thread	Hose
6GS-6FJX90S	9/16	3/8
6GS-6FJX90L	9/16	3/8
6GS-8FJX90M	3/4	3/8
8GS-8FJX90S	3/4	1/2
8GS-8FJX90M	3/4	1/2
8GS-8FJX90L	3/4	1/2
8GS-10FJX90S	7/8	1/2
8GS-10FJX90M	7/8	1/2
8GS-10FJX90L	7/8	1/2
8GS-12FJX90S	1-1/16	1/2
10GS-10FJXMM90-036	7/8	5/8
10GS-12FJX90M	1-1/16	5/8
12GS-12FJX90S	1-1/16	3/4
12GS-12FJX90M	1-1/16	3/4
12GS-12FJX90L	1-1/16	3/4
12GS-14FJX90-060	1-3/16	3/4
12GS-16FJX90S	1-5/16	3/4
12GS-16FJX90M	1-5/16	3/4
16GS-16FJX90S	1-5/16	1
16GS-16FJX90M	1-5/16	1
16GS-16FJX90L	1-5/16	1
16GS-20FJX90L	1-5/8	1
20GS-20FJX90S	1-5/8	1-1/4
20GS-20FJX90M	1-5/8	1-1/4
20GS-20FJX90L	1-5/8	1-1/4
24GSP-24FJX90-118	1-7/8	1-1/2
24GSP-24FJX90-089	1-7/8	1-1/2
32GSP-32FJX90M	2-1/2	2

Male Flat Face O-Ring



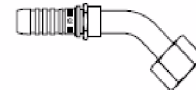
P/Number	Thread	Hose
6GS-6MFFOR	11/16	3/8
8GS-8MFFOR	13/16	1/2
8GS-10MFFOR	1	1/2
12GS-12MFFOR	1-3/16	3/4
12GS-16MFFOR	1-7/16	3/4
16GS-16MFFOR	1-7/16	1
16GS-20MFFOR	1-11/16	1
20GS-20MFFOR	1-11/16	1-1/4

Female Flat Face Swivel



P/Number	Thread	Hose
6GS-6FFORX	11/16	3/8
6GS-8FFORX	13/16	3/8
8GS-8FFORX	13/16	1/2
8GS-10FFORX	1	1/2
8GS-12FFORX	1-3/16	1/2
10GS-10FFORX	1	5/8
10GS-12FFORX	1-3/16	5/8
12GS-10FFORX	1	3/4
12GS-12FFORX	1-3/16	3/4
12GS-16FFORX	1-7/16	3/4
16GS-12FFORX	1-3/16	1
16GS-16FFORX	1-7/16	1
16GS-20FFORX	1-11/16	1
20GS-20FFORX	1-11/16	1-1/4
24GSP-24FFORX	2	1-1/2

Female Flat Face Swivel 45° Bent Tube



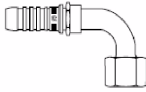
P/Number	Thread	Hose
6GS-6FFORX45S	11/16	3/8
6GS-8FFORX45S	13/16	3/8
8GS-8FFORX45S	13/16	1/2
8GS-10FFORX45S	1	1/2
10GS-10FFORX45S	1	5/8
12GS-12FFORX45S	1-3/16	3/4
12GS-16FFORX45S	1-7/16	3/4
16GS-16FFORX45S	1-7/16	1
16GS-20FFORX45S	1-11/16	1
20GS-20FFORX45-032	1-11/16	1-1/4
24GSP-24FFORX45-036	2	1-1/2

Section 3

Global-Crimp GS & GSP Couplings - Two Piece



Female Flat Face Swivel 90° Bent Tube



P/Number	Thread	Hose
6GS-6FFORX90S	11/16	3/8
6GS-6FFORX90L	11/16	3/8
6GS-8FFORX90M	13/16	3/8
8GS-8FFORX90S	13/16	1/2
8GS-8FFORX90M	13/16	1/2
8GS-8FFORX90-083	13/16	1/2
8GS-10FFORX90M	1	1/2
10GS-10FFORX90M	1	5/8
10GS-10FFORX90L	1	5/8
12GS-10FFORX90S	1	3/4
12GS-12FFORX90S	1-3/16	3/4
12GS-12FFORX90M	1-3/16	3/4
12GS-12FFORX90L	1-3/16	3/4
12GS-16FFORX90S	1-7/16	3/4
12GS-16FFORX90L	1-7/16	3/4
16GS-16FFORX90S	1-7/16	1
16GS-16FFORX90M	1-7/16	1
16GS-16FFORX90L	1-7/16	1
16GS-20FFORX90S	1-11/16	1
16GS-20FFORX90M	1-11/16	1
20GS-20FFORX90S	1-11/16	1-1/4
20GS-20FFORX90M	1-11/16	1-1/4
20GS-20FFORX90L	1-11/16	1-1/4
24GSP-24FFORX90M	2	1-1/2
24GSP-24FFORX90L	2	1-1/2

Male 24° Cone - Light Series



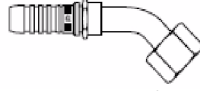
P/Number	Thread	Hose
6GS-12MDL	M18 x 1.5	3/8
8GS-15MDL	M22 x 1.5	1/2
12GS-22MDL	M30 x 2.0	3/4
16GS-28MDL	M36 x 2.0	1

Female DIN 24° Cone Swivel Light Series With O-Ring



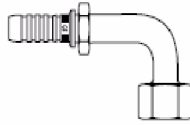
P/Number	Thread	Hose
6GS-12FDLORX	M18 x 1.5	3/8
8GS-15FDLORX	M22 x 1.5	1/2
10GS-18FDLORX	M26 x 1.5	5/8
12GS-22FDLORX	M30 x 2.0	3/4
12GS-28FDLORX	M36 x 2.0	3/4
16GS-28FDLORX	M36 x 2.0	1
20GS-35FDLORX	M45 x 2.0	1-1/4
24GSP-42FDLORX	M52 x 2.0	1-1/2

Female DIN 24° Cone Swivel Light Series With O-Ring 45° Bent Tube



P/Number	Thread	Hose
8GS-15FDLORX45	M22 x 1.5	1/2
12GS-22FDLORX45	M30 x 2.0	3/4
16GS-28FDLORX45	M36 x 2.0	1

Female DIN 24° Cone Swivel Light Series With O-Ring 90° Bent Tube



P/Number	Thread	Hose
6GS-12FDLORX90	M18	3/8
8GS-15FDLORX90	M22	1/2
10GS-18FDLORX90	M26	5/8
12GS-22FDLORX90M	M30	3/4
16GS-28FDLORX90M	M36	1
24GSP-42FDLORX90	M52	1-1/2

Male 24° Cone - Heavy Series



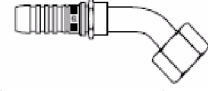
P/Number	Thread	Hose
6GS-12MDH	M20 x 1.5	3/8
6GS-14MDH	M22 x 1.5	3/8
8GS-16MDH	M24 x 1.5	1/2
10GS-20MDH	M30 x 2.0	5/8
12GS-20MDH	M30 x 2.0	3/4
12GS-25MDH	M36 x 2.0	3/4
12GS-30MDH	M42 x 2.0	3/4
16GS-25MDH	M36 x 2.0	1
16GS-30MDH	M42 x 2.0	1
20GS-38MDH	M52 x .20	1-1/4

Female DIN 24° Cone Swivel Heavy Series With O-Ring



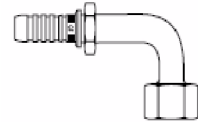
P/Number	Thread	Hose
6GS-12FDHORX	M20 x 1.5	3/8
6GS-14FDHORX	M22 x 1.5	3/8
8GS-12FDHORX	M20 x 1.5	1/2
8GS-14FDHORX	M22 x 1.5	1/2
8GS-16FDHORX	M24 x 1.5	1/2
8GS-20FDHORX	M30 x 2.0	1/2
10GS-20FDHORX	M30 x 2.0	5/8
10GS-25FDHORX	M36 x 2.0	5/8
12GS-20FDHORX	M30 x 2.0	3/4
12GS-25FDHORX	M36 x 2.0	3/4
16GS-25FDHORX	M36 x 2.0	1
16GS-30FDHORX	M42 x 2.0	1
20GS-38FDHORX	M52 x 2.0	1-1/4
24GSP-38FDHORX	M52 x 2.0	1-1/2

Female DIN 24° Cone Swivel Heavy Series With O-Ring 45° Bent Tube



P/Number	Thread	Hose
6GS-12FDHORX45	M20 x 1.5	3/8
6GS-14FDHORX45	M22 x 1.5	3/8
8GS-16FDHORX45	M24 x 1.5	1/2
10GS-20FDHORX45	M30 x 2.0	5/8
12GS-20FDHORX45	M30 x 2.0	3/4
12GS-25FDHORX45M	M36 x 2.0	3/4
16GS-25FDHORX45M	M36 x 2.0	1
16GS-30FDHORX45	M42 x 2.0	1
20GS-38FDHORX45M	M52 x 2.0	1-1/4

Female DIN 24° Cone Swivel Heavy Series With O-Ring 90° Bent Tube



P/Number	Thread	Hose
6GS-12FDHORX90	M20	3/8
6GS-14FDHORX90	M22	3/8
8GS-16FDHORX90M	M24	1/2
10GS-20FDHORX90	M30	5/8
12GS-20FDHORX90	M30	3/4
12GS-25FDHORX90M	M36	3/4
16GS-25FDHORX90	M36	1
16GS-30FDHORX90M	M42	1
20GS-38FDHORX90M	M52	1-1/4



Section 3

Global-Crimp GS & GSP Couplings - Two Piece

Code 61 O-Ring Flange



P/Number	Flange	Hose
6GS-8FL	1/2	3/8
8GS-8FL	1/2	1/2
8GS-12FL	3/4	1/2
8GS-10FLK	5/8	1/2
10GS-10FLK	5/8	5/8
10GS-12FL	3/4	5/8
12GS-8FL	1/2	3/4
12GS-10FLK	5/8	3/4
12GS-12FL	3/4	3/4
12GS-16FL	1	3/4
12GS-20FL	1-1/4	3/4
16GS-12FL	3/4	1
16GS-16FL	1	1
16GS-20FL	1-1/4	1
16GS-24FL	1-1/2	1
20GS-16FL	1	1-1/4
20GS-20FL	1-1/4	1-1/4
20GS-24FL	1-1/2	1-1/4
24GSP-20FL	1-1/4	1-1/2
24GSP-24FL	1-1/2	1-1/2
24GSP-32FL	2	1-1/2
32GSP-24FL	1-1/2	2
32GSP-32FL	2	2
32GSP-40FL	2-1/2	2

Code 61 O-Ring Flange 22.5° Bent Tube



P/Number	Flange	Hose
8GS-8FL22M	1/2	1/2
12GS-12FL22M	3/4	3/4
12GS-16FL22M	1	3/4
16GS-16FL22M	1	1
16GS-20FL22M	1-1/4	1
20GS-20FL22M	1-1/4	1-1/4
20GS-24FL22M	1-1/2	1-1/4
24GSP-24FL22M	1-1/2	1-1/2
24GSP-32FL22M	2	1-1/2
32GSP-32FL22M	2	2

Code 61 O-Ring Flange 30° Bent Tube



P/Number	Flange	Hose
8GS-12FL30M	3/4	1/2
12GS-12FL30M	3/4	3/4
12GS-16FL30M	1	3/4
16GS-16FL30M	1	1
16GS-20FL30M	1-1/4	1
20GS-20FL30M	1-1/4	1-1/4
20GS-24FL30M	1-1/2	1-1/4
24GSP-24FL30S	1-1/2	1-1/2
24GSP-32FL30M	2	1-1/2
32GSP-32FL30M	2	2

Code 61 O-Ring Flange 45° Bent Tube



P/Number	Flange	Hose
6GS-8FL45M	1/2	3/8
8GS-8FL45M	1/2	1/2
8GS-12FL45M	3/4	1/2
10GS-10FLK45-026	5/8	5/8
10GS-12FL45M	3/4	5/8
12GS-12FL45M	3/4	3/4
12GS-16FL45S	1	3/4
16GS-16FL45M	1	1
16GS-20FL45M	1-1/4	1
20GS-16FL45M	1	1-1/4
20GS-20FL45S	1-1/4	1-1/4
20GS-24FL45S	1-1/2	1-1/4
24GSP-24FL45S	1-1/2	1-1/2
24GSP-32FL45S	2	1-1/2
32GSP-24FL45S	1-1/2	2
32GSP-32FL45-066	2	2

Code 61 O-Ring Flange 60° Bent Tube



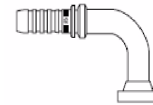
P/Number	Flange	Hose
8GS-8FL60M	1/2	1/2
12GS-12FL60M	3/4	3/4
12GS-16FL60M	1	3/4
16GS-16FL60M	1	1
16GS-20FL60M	1-1/4	1
20GS-20FL60M	1-1/4	1-1/4
20GS-24FL60M	1-1/2	1-1/4
24GSP-24FL60S	1-1/2	1-1/2
24GSP-32FL60S	2	1-1/2
32GSP-32FL60S	2	2

Code 61 O-Ring Flange 67.5° Bent Tube



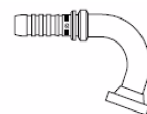
P/Number	Flange	Hose
12GS-12FL67M	3/4	3/4
12GS-16FL67M	1	3/4
16GS-16FL67M	1	1
16GS-20FL67M	1-1/4	1
20GS-20FL67M	1-1/4	1-1/4
24GSP-24FL67S	1-1/2	1-1/2
24GSP-32FL67S	2	1-1/2
32GSP-32FL67S	2	2

Code 61 O-Ring Flange 90° Bent Tube



P/Number	Flange	Hose
6GS-8FL90M	1/2	3/8
8GS-8FL90M	1/2	1/2
8GS-8FL90L	1/2	1/2
8GS-12FL90M	3/4	1/2
10GS-10FLK90-055	5/8	5/8
10GS-12FL90M	3/4	5/8
12GS-8FL90-050	1/2	3/4
12GS-10FLK90-055	5/8	3/4
12GS-12FL90M	3/4	3/4
12GS-12FL90-100	3/4	3/4
12GS-12FL90-125	3/4	3/4
12GS-16FL90S	1	3/4
12GS-16FL90M	1	3/4
12GS-16FL90-080	1	3/4
12GS-16FL90-178	1	3/4
12GS-20FL90-054	1-1/4	3/4
12GS-20FL90-125	1-1/4	3/4
16GS-12FL90	3/4	1
16GS-16FL90S	1	1
16GS-16FL90M	1	1
16GS-16FL90-120	1	1
16GS-16FL90-210	1	1
16GS-20FL90S	1-1/4	1
16GS-20FL90M	1-1/4	1
16GS-20FL90-120	1-1/4	1
16GS-24FL90S	1-1/2	1
16GS-24FL90-060	1-1/2	1
20GS-16FL90M	1	1-1/4
20GS-20FL90S	1-1/4	1-1/4
20GS-20FL90M	1-1/4	1-1/4
20GS-20FL90-168	1-1/4	1-1/4
20GS-24FL90S	1-1/2	1-1/4
20GS-24FL90-118	1-1/2	1-1/4
24GSP-20FL90S	1-1/4	1-1/2
24GSP-24FL90S	1-1/2	1-1/2
24GSP-24FL90M	1-1/2	1-1/2
24GSP-24FL90-148	1-1/2	1-1/2
24GSP-32FL90-080	2	1-1/2
24GSP-32FL90-170	2	1-1/2
32GSP-24FL90S	1-1/2	2
32GSP-32FL90-114	2	2
32GSP-32FL90-165	2	2
32GSP-32FL90-200	2	2
32GSP-40FL90-110	2-1/2	2

Code 61 O-Ring Flange 110° Bent Tube



P/Number	Flange	Hose
12GS-12FL110-064	3/4	3/4
16GS-16FL110-073	1	1
20GS-20FL110-080	1-1/4	1-1/4
20GS-24FL110-080	1-1/2	1-1/4
24GSP-24FL110-094	1-1/2	1-1/2
32GSP-32FL110-140	2	2

Section 3

Global-Crimp GS & GSP Couplings - Two Piece



Code 62 O-Ring Flange Heavy



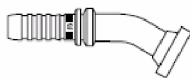
P/Number	Flange	Hose
8GS-8FLH	1/2	1/2
8GS-12FLH	3/4	1/2
10GS-8FLH	1/2	5/8
12GS-12FLH	3/4	3/4
12GS-16FLH	1	3/4
16GS-12FLH	3/4	1
16GS-16FLH	1	1
16GS-20FLH	1-1/4	1
20GS-16FLH	1	1-1/4
20GS-20FLH	1-1/4	1-1/4
20GS-24FLH	1-1/2	1-1/4
24GSP-24FLH	1-1/2	1-1/2
24GSP-32FLH	2	1-1/2
32GSP-32FLH	2	2

Code 62 O-Ring Flange Heavy 22.5° Bent Tube



P/Number	Flange	Hose
16GS-16FLH22M	1	1
20GS-20FLH22M	1-1/4	1-1/4
20GS-24FLH22M	1-1/2	1-1/4

Code 62 O-Ring Flange Heavy 30° Bent Tube



P/number	Flange	Hose
12GS-12FLH30M	3/4	3/4
16GS-16FLH30M	1	1
16GS-20FLH30M	1-1/4	1
20GS-20FLH30M	1-1/4	1-1/4
20GS-24FLH30M	1-1/2	1-1/4

Code 62 O-Ring Flange Heavy 45° Bent Tube



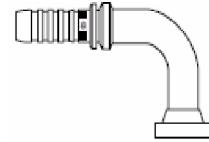
P/number	Flange	Hose
8GS-8FLH45M	1/2	1/2
8GS-12FLH45M	3/4	1/2
10GS-8FLH45M	1/2	5/8
10GS-12FLH45M	3/4	5/8
12GS-12FLH45M	3/4	3/4
12GS-16FLH45M	1	3/4
16GS-12FLH45M	3/4	1
16GS-16FLH45M	1	1
16GS-20FLH45M	1-1/4	1
20GS-16FLH45M	1	1-1/4
20GS-20FLH45M	1-1/4	1-1/4
20GS-24FLH45M	1-1/2	1-1/4
24GSP-24FLH45M	1-1/2	1-1/2
24GSP-32FLH45S	2	1-1/2
32GSP-32FLH45-066	2	2

Code 62 O-Ring Flange Heavy 60° Bent Tube



P/Number	Flange	Hose
12GS-12FLH60M	3/4	3/4
12GS-16FLH60M	1	3/4
16GS-16FLH60M	1	1
20GS-20FLH60M	1-1/4	1-1/4
20GS-24FLH60M	1-1/2	1-1/4

Code 62 O-Ring Flange Heavy 90° Bent Tube



P/Number	Flange	Hose
8GS-8FLH90M	1/2	1/2
8GS-8FLH90-080	1/2	1/2
8GS-12FLH90M	3/4	1/2
10GS-8FLH90M	1/2	5/8
10GS-12FLH90M	3/4	5/8
12GS-12FLH90M	3/4	3/4
12GS-16FLH90M	1	3/4
16GS-12FLH90M	3/4	1
16GS-16FLH90S	1	1
16GS-16FLH90M	1	1
16GS-16FLH90-120	1	1
16GS-20FLH90S	1-1/4	1
16GS-20FLH90M	1-1/4	1
16GS-24FLH90S	1-1/2	1
20GS-16FLH90S	1	1-1/4
20GS-16FLH90M	1	1-1/4
20GS-16FLH90-100	1	1-1/4
20GS-20FLH90-076	1-1/4	1-1/4
20GS-20FLH90M	1-1/4	1-1/4
20GS-20FLH90-120	1-1/4	1-1/4
20GS-24FLH90S	1-1/2	1-1/4
24GSP-24FLH90-094	1-1/2	1-1/2
24GSP-32FLH90S	2	1-1/2
32GSP-32FLH90M	2	2



Section 3

Global-Crimp GS & GSP Couplings - Two Piece

Caterpillar Style O-Ring Flange



P/Number	Flange	Hose
12GS-12FLC	3/4	3/4
12GS-16FLC	1	3/4
16GS-16FLC	1	1
16GS-20FLC	1-1/4	1
20GS-20FLC	1-1/4	1-1/4
20GS-24FLC	1-1/2	1-1/4

Caterpillar Style O-Ring Flange 22.5° Bent Tube



P/Number	Flange	Hose
12GS-12FLC22-016	3/4	3/4
16GS-16FLC22-017	1	1
16GS-20FLC22-017	1-1/4	1
20GS-20FLC22-017	1-1/4	1-1/4
20GS-24FLC22-017	1-1/2	1-1/4

Caterpillar Style O-Ring Flange 30° Bent Tube



P/Number	Flange	Hose
12GS-12FLC30-022	3/4	3/4
12GS-16FLC30-022	1	3/4
16GS-16FLC30-023	1	1
16GS-20FLC30-023	1-1/4	1
20GS-20FLC30-024	1-1/4	1-1/4
20GS-24FLC30-024	1-1/2	1-1/4

Caterpillar Style O-Ring Flange 45° Bent Tube



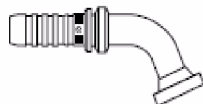
P/Number	Flange	Hose
12GS-12FLC45-035	3/4	3/4
12GS-16FLC45-035	1	3/4
16GS-16FLC45-037	1	1
16GS-20FLC45-037	1-1/4	1
20GS-20FLC45-037	1-1/4	1-1/4
20GS-24FLC45-037	1-1/2	1-1/4

Caterpillar Style O-Ring Flange 60° Bent Tube



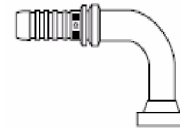
P/Number	Flange	Hose
12GS-16FLC60-048	1	3/4
16GS-16FLC60-050	1	1
16GS-20FLC60-050	1-1/4	1
20GS-20FLC60-052	1-1/4	1-1/4
20GS-24FLC60-052	1-1/2	1-1/4

Caterpillar Style O-Ring Flange 67.5° Bent Tube



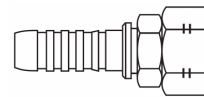
P/Number	Flange	Hose
16GS-16FLC67-057	1	1
16GS-20FLC67-057	1-1/4	1
20GS-20FLC67-059	1-1/4	1-1/4
20GS-24FLC67-059	1-1/2	1-1/4

Caterpillar Style O-Ring Flange 90° Bent Tube



P/Number	Flange	Hose
12GS-12FLC90-068	3/4	3/4
12GS-12FLC90-128	3/4	3/4
12GS-16FLC90-068	1	3/4
16GS-16FLC90-074	1	1
16GS-16FLC90-132	1	1
16GS-20FLC90-074	1-1/4	1
20GS-20FLC90-077	1-1/4	1-1/4
20GS-24FLC90-077	1-1/2	1-1/4

Female Komatsu Style Japanese Metric Swivel



P/Number	Thread	Hose
8GS-8FKX	M22x1.5	1/2
10GS-10FKX	M24x1.5	5/8
12GS-12FKX	M30x1.5	3/4
16GS-16FKX	M33x1.5	1
20GS-20FKX	M36x1.5	1-1/4
24GSP-24FKX	M42x1.5	1-1/2

Section 3

Global-Crimp GSM Couplings - One Piece



Male Pipe NPTF 30° Cone Seat



P/Number Thread Hose
24GSM-24MP 1-1/2 1-1/2

Male JIC 37° Flare



P/Number Thread Hose
24GSM-24MJ 1-7/8 1-1/2

Female JIC 37° Flare Swivel



P/Number Thread Hose
24GSM-24FJX 1-7/8 1-1/2
32GSM-32FJX 2-1/2 2

Female JIC 37° Flare Swivel 45° Bent Tube



P/Number Thread Hose
24GSM-24FJX45-034 1-7/8 1-1/2

Female JIC 37° Flare Swivel 90° Bent Tube



P/Number Thread Hose
24GSM-24FJX90M 1-7/8 1-1/2

Female BSPP O-Ring Swivel



P/Number Thread Hose
24GSM-24FBSPORX 1-1/2 1-1/2
32GSM-32FBSPORX 2 2

Female BSPP O-Ring Swivel 45° Bent Tube



P/Number Thread Hose
24GSM-24FBSPORX45 .. 1-1/2 1-1/2
32GSM-32FBSPORX45 .. 2 2

Female BSPP O-Ring Swivel 90° Bent Tube



P/Number Thread Hose
24GSM-24FBSPORX90 .. 1-1/2 1-1/2

Female Flat Face Swivel (4000 psi limited)



P/Number Thread Hose
24GSM4K-24FFORX ... 2 1-1/2

Female Flat Face Swivel 45° Bent Tube (4000 psi limited)



P/Number Thread ..Hose
24GSM4K-24FFORX45-038 ... 2 1-1/2

Female Flat Face Swivel 90° Bent Tube (4000 psi limited)



P/Number Thread...Hose
24GSM4K-24FFORX90M 2 1-1/2

Female DIN 24° Cone Swivel Heavy Series with O-Ring



P/Number ThreadHose
24GSM-38FDHORX 52mm 1-1/2

Female DIN 24° Cone Swivel Heavy Series with O-Ring 45° Bent Tube



P/Number ThreadHose
24GSM-38FDHORX45 ..52mm 1-1/2

Female DIN 24° Cone Swivel Heavy Series with O-Ring 90° Bent Tube



P/Number ThreadHose
24GSM-38FDHORX9052mm 1-1/2



Section 3

Global-Crimp GSM Couplings - One Piece

Code 61 O-Ring Flange



P/Number	Flange	Hose
24GSM-24FL.....	1-1/2.....	1-1/2
24GSM-32FL.....	2.....	1-1/2
32GSM-32FL.....	2.....	2

Code 61 O-Ring Flange 30° Bent Tube



P/Number	Flange	Hose
24GSM-24FL30M	1-1/2.....	1-1/2

Code 61 O-Ring Flange 45° Bent Tube



P/Number	Flange	Hose
24GSM-24FL45M	1-1/2.....	1-1/2
24GSM-32FL45S.....	2.....	1-1/2
32GSM-32FL45M	2.....	2

Code 61 O-Ring Flange 60° Bent Tube



P/Number	Flange	Hose
24GSM-24FL60M	1-1/2.....	1-1/2

Code 61 O-Ring Flange 90° Bent Tube



P/Number	Flange	Hose
24GSM-24FL90S	1-1/2.....	1-1/2
32GSM-32FL90-130	2.....	2

Code 62 O-Ring Flange Heavy



P/Number	Flange	Hose
24GSM-20FLH	1-1/4.....	1-1/2
24GSM-24FLH	1-1/2.....	1-1/2
24GSM-32FLH	2.....	1-1/2
32GSM-32FLH	2.....	2
32GSM-32FLHCFM	2.....	2

Code 62 O-Ring Flange Heavy 22° Bent Tube



P/number	Flange.....	Hose.....
24GSM-24FLH22M	1-1/2	1-1/2

Code 62 O-Ring Flange Heavy 30° Bent Tube



P/number	Flange....	Hose.....
24GSM-24FLH30.....	1-1/2	1-1/2
32GSM-32FLH30-040.....	2	2

Code 62 O-Ring Flange Heavy 45° Bent Tube



P/number	Flange.....	Hose.....
24GSM-24FLH45M	1-1/2	1-1/2
24GSM-32FLH45M	2	1-1/2
32GSM-32FLH45-063	2	2
32GSM-32FLHCFM45-063	2	2

Code 62 O-Ring Flange Heavy 60° Bent Tube



P/Number.....	Flange.....	Hose.....
24GSM-24FLH60M	1-1/2	1-1/2
32GSM-32FLH60M	2	2

Code 62 O-Ring Flange Heavy 90° Bent Tube



P/Number.....	Flange	Hose.....
24GSM-24FLH90-094	1-1/2	1-1/2
24GSM-24FLH90-150	1-1/2	1-1/2
24GSM-32FLH90S.....	2	1-1/2
32GSM-32FLH90M	2	2
32GSM-32FLH90-159	2	2
32GSM-32FLHCFM90-120	2	2

Section 3

Global-Crimp GSM Couplings - One Piece



Caterpillar Style O-Ring Flange



P/Number Flange Hose
 24GSM-24FLC 1-1/2 1-1/2
 24GSM-32FLC 2 1-1/2
 32GSM-32FLC 2 2

Caterpillar Style O-Ring Flange 22.5° Bent Tube



P/Number Flange Hose
 24GSM-24FLC22-017 1-1/2 1-1/2

Caterpillar Style O-Ring Flange 30° Bent Tube



P/Number Flange Hose
 24GSM-24FLC30-023 1-1/2 1-1/2

Caterpillar Style O-Ring Flange 45° Bent Tube



P/Number Flange Hose
 24GSM-24FLC45-039 1-1/2 1-1/2

Caterpillar Style O-Ring Flange 60° Bent Tube



P/Number Flange Hose
 24GSM-24FLC60-055 1-1/2 1-1/2

Caterpillar Style O-Ring Flange 90° Bent Tube



P/Number Flange Hose
 24GSM-24FLC90-087 1-1/2 1-1/2



Section 3

Vacu-Crimp GL Couplings - One Piece

Code 61 O-Ring Flange



P/Number.....	Flange.....	Hose
40GL-40FL.....	2-1/2.....	2-1/2
40GL-48FL.....	3.....	2-1/2
40GL-56FL.....	3-1/2.....	2-1/2
48GL-48FL.....	3.....	3
56GL-56FL.....	3-1/2.....	3-1/2
64GL-64FL.....	4.....	4

Code 61 O-Ring Flange 22.5° Bent Tube



P/Number.....	Flange.....	Hose
40GL-40FL22.....	2-1/2.....	2-1/2
40GL-48FL22.....	3.....	2-1/2
48GL-48FL22.....	3.....	3

Code 61 O-Ring Flange 30° Bent Tube



P/Number.....	Flange.....	Hose
40GL-40FL30.....	2-1/2.....	2-1/2
40GL-48FL30.....	3.....	2-1/2
48GL-48FL30.....	3.....	3

Code 61 O-Ring Flange 45° Bent Tube



P/Number.....	Flange.....	Hose
40GL-40FL45.....	2-1/2.....	2-1/2
40GL-48FL45.....	3.....	2-1/2
48GL-48FL45.....	3.....	3
48GL-56FL45.....	3-1/2.....	3
56GL-56FL45.....	3-1/2.....	3-1/2
56GL-64FL45.....	4.....	3-1/2

Code 61 O-Ring Flange 60° Bent Tube



P/Number.....	Flange.....	Hose
40GL-40FL60.....	2-1/2.....	2-1/2
48GL-48FL60.....	3.....	3

Code 61 O-Ring Flange 67.5° Bent Tube



P/Number.....	Flange.....	Hose
40GL-40FL67.....	2-1/2.....	2-1/2
48GL-48FL67.....	3.....	3
64GL-64FL67.....	4.....	4

Code 61 O-Ring Flange 90° Bent Tube



P/Number.....	Flange.....	Hose
40GL-40FL90.....	2-1/2.....	2-1/2
40GL-48FL90.....	3.....	2-1/2
48GL-48FL90.....	3.....	3
56GL-56FL90.....	3-1/2.....	3-1/2
64GL-64FL90.....	4.....	4

Contents

Part No.....	Description	Page
NIPPLES		
C1	JIC x JIC	4.13
F1.....	ORFS x ORFS	4.13
CB1.....	BSPT x BSPT	4.13
CR1.....	BSPP x BSPP Encapsulated Seal	4.13
CM1L.....	Metric Light x Metric Light	4.13
CM1S.....	Metric Heavy x Metric Heavy	4.13
CP1.....	BSPP x BSPP	4.14
ZCR1.....	BSPP x BSPP Adjustable	4.14
CPJ1.....	JIS x JIS (BSPP x BSPP)	4.14
CPB1.....	BSPP x BSPT	4.14
CN1.....	NPTF x NPTF.....	4.14
CRB1.....	BSPP x BSPT Encapsulated Seal	4.14
CPN1.....	BSPP x NPTF.....	4.14
CU1.....	UNO x UNO Adjustable.....	4.14
C2.....	JIC x JIC Bulkhead.....	4.15
ZC2.....	UNO x JIC Bulkhead Extended	4.15
F2.....	ORFS x ORFS Bulkhead.....	4.15
CA2.....	SAE x SAE Bulkhead	4.15
ZCR2.....	BSPP x JIC Bulkhead Encapsulated Seal	4.15
CB2.....	BSPT x JIC.....	4.15
CBA2.....	BSPT x SAE	4.15
CBJ2.....	BSPT x JIS	4.16
CR2.....	BSPP x JIC Encapsulated Seal	4.16
CP2.....	BSPP x JIC.....	4.16
CP2-E.....	BSPP x JIC Extended.....	4.16
CM2.....	DIN x JIC.....	4.16
CM2L.....	Metric Light x JIC	4.17
CM2S.....	Metric Heavy x JIC	4.17
CMP2L.....	Metric Light x BSPP.....	4.17
CMP2S.....	Metric Heavy x BSPP.....	4.17
CMB2L.....	Metric Light x BSPT.....	4.17
CMB2S.....	Metric Heavy x BSPT.....	4.17
CMR2L.....	Metric Light x BSPP Encapsulated Seal	4.17
CMR2S.....	Metric Heavy x BSPP Encapsulated Seal	4.18
CN2.....	NPTF x JIC.....	4.18
FP2.....	BSPP x ORFS.....	4.18
FR2.....	BSPP Encapsulated Seal x ORFS.....	4.18
C3.....	UNO x JIC	4.19
F3.....	UNO x ORFS	4.19
CB3.....	UNO x BSPT.....	4.19
CM3L.....	Metric Light x UNO	4.19
CM6L.....	Metric Light x Metric Light Bulkhead	4.19
CM6S.....	Metric Heavy x Metric Heavy Bulkhead	4.19
CN3.....	UNO x NPTF	4.20
C4.....	UNO x JIC Extended	4.20
CP6.....	BSPP Bulkhead.....	4.20
CR6.....	BSPP x BSPP Bulkhead Encapsulated Seal	4.20
F7.....	ORFS x JIC	4.20
SOCKETS		
C9.....	UNO	4.20
CB9.....	BSPT	4.20
CN9.....	NPTF	4.20
CP9.....	BSPP.....	4.20

Contents

Part No.	Description	Page
HALF SOCKETS		
C14	UNO	4.21
CB14	BSPT	4.21
CP14	BSPP	4.21
CN14	NPTF	4.21
FIXED ADAPTORS		
CB18	BSPT x BSPT M/F	4.21
CPN18	BSPP x NPTF M/F	4.21
CN18	NPTF x NPTF M/F	4.21
CB20	BSPT x JIC F/M	4.21
CP20	BSPP x JIC F/M	4.21
CN20	NPTF x JIC F/M	4.21
CB21	UNO x BSPT M/F	4.22
CN21	UNO x NPTF M/F	4.22
C22	JIC x JIC F/M	4.22
CB22	UNO x BSPT F/M	4.22
CN22	UNO x NPTF F/M	4.22
STRAIGHT UNIONS		
CB24	BSPT x BSPP M/F	4.22
CM24L	Metric Light x Metric Light M/F	4.22
CM24S	Metric Heavy x Metric Heavy M/F	4.22
CR24	BSPP x BSPP M/F Encapsulated Seal	4.22
CP24	BSPP x BSPP M/F	4.22
CP24G	BSPP x BSPP M/F with 7/16" UNO Gauge Point	4.22
CN24	NPTF x NPSM M/F	4.23
CB25	BSPT x BSPP F/F	4.23
CN25	NPTF x NPSM F/F	4.23
CS25	JIC x JIC F/F	4.23
C26	UNO x JIC M/F	4.23
CB26	UNO x BSPP M/F	4.23
CN26	UNO x NPSM M/F	4.23
C27G	JIC x JIC M/F with 7/16" UNO Gauge Point	4.23
CB27	BSPT x JIC M/F	4.23
CP27	BSPP x JIC M/F	4.23
CRM27L	BSPP Swivel Encapsulated Seal x Metric Light M/F	4.23
CRM27S	BSPP Swivel Encapsulated Seal x Metric Heavy M/F	4.24
CN27	NPTF x JIC M/F	4.24
CR27	BSPP x JIC Encapsulated Seal	4.24
F27G	ORFS x ORFS M/F with 7/16" UNO Gauge Point	4.24
CP28	BSPP x JIC F/F Gauge	4.24
F28	ORFS x JIC M/F	4.24
F29	ORFS x JIC F/M	4.24
45° UNIONS		
C30	JIC x JIC M/F	4.24
CB30	BSPT x BSPP M/F	4.24
CN30	NPTF x NPSM M/F	4.24
F30	ORFS x ORFS M/F	4.24
C31	UNO x JIC M/F	4.25
CN31	UNO x NPSM M/F	4.25

Contents

Part No.....	Description	Page
45° ELBOWS		
CB36	BSPT x BSPT M/M	4.25
CN36	NPTF x NPTF M/M	4.25
CB37	BSPT x BSPT M/F	4.25
CN37	NPTF x NPTF M/F	4.25
CB38	BSPT x JIC M/M	4.25
CBJ38	BSPT x JIS M/M	4.25
CP38.....	BSPP x JIC M/M	4.25
CN38	NPTF x JIC M/M.....	4.26
CB39	BSPT x BSPT F/F.....	4.26
C40.....	UNO x JIC M/M	4.26
C42.....	JIC x JIC Bulkhead M/M.....	4.26
90° UNIONS		
C46.....	JIC x JIC M/F	4.26
CB46	BSPT x BSPP M/F	4.26
CM46L.....	Metric Light x Metric Light M/F	4.26
CM46S	Metric Heavy x Metric Heavy M/F	4.27
CP46.....	BSPP x BSPP M/F	4.27
CN46	NPTF x NPSM M/F	4.27
F46	ORFS x ORFS M/F	4.27
C47.....	UNO x JIC M/F	4.27
CB47	UNO x BSPP M/F	4.27
CN47	UNO x NPTF M/F	4.27
CB48	BSPT x JIC	4.27
ZC52.....	UNO x UNO	4.27
90° ELBOWS		
CB53	BSPT x BSPT M/M	4.28
CB553.....	BSPT Swivel x BSPT M/M	4.28
CPB53	BSPP x BSPT M/M	4.28
CPB553.....	BSPP Swivel x BSPT M/M	4.28
CM53L.....	Metric Light x Metric Light M/M.....	4.28
CM53S	Metric Heavy x Metric Heavy M/M	4.28
F53	ORFS x ORFS M/M.....	4.28
CN53	NPTF x NPTF M/M.....	4.28
CP53.....	BSPP x BSPT M/M	4.29
CB54	BSPT x BSPT M/F	4.29
CN54	NPTF x NPTF M/F	4.29
CPB54	BSPP x BSPT M/F	4.29
CPU54	BSPP x UNO M/F	4.29
CU54	UNO x UNO M/F.....	4.29
CB55	BSPT x BSPT F/F.....	4.29
CN55	NPTF x NPTF F/F.....	4.29
CB56	BSPT x JIC M/M	4.29
CBJ56	BSPT x JIS.....	4.30
CP56.....	BSPP x JIC M/M	4.30
CM56	Metric x JIC.....	4.30
CN56	NPTF x JIC M/M.....	4.30
FP56.....	BSPP x ORFS M/M	4.30
CB57	BSPT Extended x JIC M/M	4.30
CB557.....	BSPT Swivel x JIC M/M	4.30
CP57.....	BSPP Extended x JIC M/M	4.31
CN57	NPTF Extended x JIC M/M.....	4.31
C58.....	JIC x JIC M/M.....	4.31
CB58	BSPT x JIC F/M.....	4.31

Contents

Part No.	Description	Page
90° ELBOWS Cont'd		
CN58	NPTF x JIC F/M	4.31
C59	UNO x JIC M/M	4.31
F59	UNO x ORFS M/M	4.32
C559	UNO Swivel x JIC M/M	4.32
CE59	UNO Extended x JIC M/M	4.32
CE559	UNO Extended Swivel x JIC M/M	4.32
ZC59	UNO x JIC Orifice Elbow 0.9mm	4.32
CB59	UNO x BSPT M/M	4.32
CN59	UNO x NPTF M/M	4.32
C61	JIC x JIC BULKHEAD M/M	4.32
CA61	SAE x SAE BULKHEAD M/M	4.32
TEES		
CB61	BSPT x BSPT x BSPP M/M/F	4.33
F61	ORFS x ORFS x ORFS M/M/F	4.33
CB62	BSPT x BSPT x BSPT M/M/M	4.33
CM62L	Metric Light x Metric Light x Metric Light M/M/M	4.33
CM62S	Metric Heavy x Metric Heavy x Metric Heavy M/M/M	4.33
CN62	NPTF x NPTF x NPTF M/M/M	4.33
ZCP62	BSPP x BSPP x JIC M/M/M	4.33
C63	JIC x JIC x JIC M/M/M	4.33
F63	ORFS x ORFS x ORFS M/M/M	4.33
CB63	BSPT x BSPT x BSPT F/F/F	4.34
CN63	NPTF x NPTF x NPTF F/F/F	4.34
C64	JIC x JIC x JIC F Swivel/M/M	4.34
F64	ORFS x ORFS x ORFS F/M/M	4.34
CB64	BSPT x BSPT x BSPT M/F/F	4.34
CM64L	Metric Light x Metric Light x Metric Light F/M/M	4.34
CM64S	Metric Heavy x Metric Heavy x Metric Heavy F/M/M	4.34
CN64	NPTF x NPTF x NPTF M/F/F	4.34
C65	JIC x JIC x JIC M/M/F Swivel	4.34
CB65	JIC x JIC x BSPT M/M/M	4.35
CM65L	Metric Light x Metric Light x Metric Light M/M/M	4.35
CM65S	Metric Heavy x Metric Heavy x Metric Heavy M/M/M	4.35
CP65	JIC x JIC x BSPP M/M/M	4.35
CBP65	BSPP x BSPP x BSPT M/M/M	4.35
CN65	JIC x JIC x NPTF M/M/M	4.35
CB566	BSPP x BSPP x BSPT F Swivel/F Swivel/M	4.35
CN66	NPTF x NPTF x NPTF F/F/M	4.35
CB67	JIC x BSPT x JIC M/M/M	4.35
CP67	JIC x BSPP x JIC M/M/M	4.35
CN67	JIC x NPTF x JIC M/M/M	4.36
C68	JIC x JIC x UNO M/M/M	4.36
C69	UNO x JIC x JIC M/M/M	4.36
CB69	BSPP x BSPT x BSPT F Swivel/M/M	4.36
C70	JIC x JIC x JIC BULKHEAD M/M/M	4.36
C71	JIC x JIC BULKHEAD x JIC M/M/M	4.36
ZCP71	JIC x JIC BULKHEAD x BSPP M/M/M	4.36
CROSS		
C72	JIC x JIC x JIC x JIC M/M/M/M	4.37
F72	ORFS x ORFS x ORFS x ORFS M/M/M/M	4.37
CB72	BSPT x BSPT x BSPT x BSPT F/F/F/F	4.37
CN72	NPTF x NPTF x NPTF x NPTF F/F/F/F	4.37

Contents

























































Part No.....	Description	Page
REDUCING BUSHES		
CB73	BSPT x BSPT	4.37
CR73	BSPP x BSPP Encapsulated Seal	4.37
CP73	BSPP x BSPP Style A	4.37
CP73	BSPP x BSPP Style B	4.37
CPB73	BSPP x BSPT Style A	4.37
CPB73	BSPP x BSPT Style B	4.38
CN73	NPTF x NPTF	4.38
C74	UNO x UNO	4.38
CB74	UNO x BSPT	4.38
CN74	UNO x NPTF Style A	4.38
CN74	UNO x NPTF Style B	4.38
PLUGS AND CAP NUTS		
C77	UNO Plug	4.38
C77S	UNO Socket Plug	4.39
CB77	BSPT Plug	4.39
CM77L	Metric Light Plug	4.39
CM77S	Metric Heavy Plug	4.39
CR77	BSPP Plug Encapsulated Seal	4.39
CP77	BSPP Plug	4.39
CR77S	BSPP Socket Plug	4.39
CN77	NPTF Plug	4.39
CM77	Metric Plug	4.39
C78	JIC Plug	4.40
F78	ORFS Plug	4.40
CK78	Metric Komatsu Plug	4.40
C79	JIC Cap Nut	4.40
CBS79	BSPP Cap Nut	4.40
F79	ORFS Cap Nut	4.40
CM79L	Metric Light Cap Nut	4.40
CM79S	Metric Heavy Cap Nut	4.40
CK79	Metric Komatsu Cap Nut	4.40
BULKHEAD NUT		
C80	JIC	4.40
CP80	BSPP	4.41
F80	ORFS	4.41
TUBE NUTS AND SLEEVES		
C83	JIC	4.41
C83-**N	JIC Nut	4.41
C83-**S	JIC Sleeve	4.41
CM83L-**N	Metric Light Nut	4.41
CM83L-**R	Metric Light Cutting Ring	4.41
CM83S-**N	Metric Heavy Nut	4.41
CM83S-**R	Metric Heavy Cutting Ring	4.41
F83	ORFS	4.42
F83-**N	ORFS Nut	4.42
F83-**S	ORFS Sleeve	4.42
TUBE REDUCERS		
C84	JIC x JIC F/M Style A	4.42
C84-***R	JIC x JIC F/M Style A Reducer	4.42
C84-***B	JIC x JIC F/M Style B	4.42
F84	ORFS x ORFS F/M Style A	4.42
F84-***R	ORFS x ORFS F/M Style A Reducer	4.42

Contents

Part No.	Description	Page
TUBEWELD FITTINGS		
C86	JIC Male Nipple.....	4.43
F86	ORFS Male Nipple	4.43
CB86	BSPT Male Nipple	4.43
CN86	NPTF Male Nipple.....	4.43
CP86	BSPP Male	4.43
C87	JIC Female Union.....	4.43
CB87	BSPP Female Union	4.44
C88	JIC Male 90° Elbow	4.44
S.A.E. FLANGES-TUBEWELD		
C92	Flange SAE O-Ring Code 61	4.44
C92H	Flange SAE O-Ring Code 62	4.44
J.I.C. TUBE ASSEMBLIES		
C93	JIC x JIC Short 90° M/F.....	4.44
C93H	JIC x JIC Short 90° M/F.....	4.44
C94	JIC x JIC Long 90° M/F.....	4.44
C94H	JIC x JIC Long 90° M/F.....	4.45
C95	JIC x JIC Tube 45° M/F	4.45
J.I.C. TO S.A.E. FLANGED TUBEWELD ASSEMBLIES		
C96	JIC Male Flange Head Straight Code 61.....	4.45
C96H	JIC Male Flange Head Straight Code 62.....	4.45
C97	JIC Male Flange Head 90° Code 61	4.45
C97H	JIC Male Flange Head 90° Code 62	4.45
C98	JIC Male Flange Head 45° Code 61	4.46
C98H	JIC Male Flange Head 45° Code 62	4.46
FLH6K	JIC Male Flange Head 6000psi	4.46
FLH6K45	JIC Male Flange Head 45° 6000 psi	4.46
FLH6K90	JIC Male Flange Head 90° 6000 psi	4.46
O-RINGS & SEALS		
R01	to suit UN Threads	4.47
R02	to suit SAE Flanges	4.47
R03	to suit BSPP Threads	4.47
R04	to suit BSPP Threads DIN Std	4.47
R04B	to suit BSPP Threads BS Std	4.47
R04M	to suit Metric Threads	4.47
R06	to suit ORFS Fittings	4.47
R08	to suit DKO Fittings	4.48
R13	to suit BSPP O-Rings	4.48
R19	Encapsulated to suit BSPP Threads	4.48
DKR	Metal Sealing Rings to DIN Std.....	4.48
SEAL KITS		
SORKIT	O-Ring Assortment (UNO, ORFS, Code61 & Code62).....	4.49
SORKIT-P	BSPP O-Ring & Retainer Kit	4.49
SORKIT-DM	Bonded Seal Kit (Metric Seal).....	4.49
SORKIT-DP	Bonded Seal Kit (BSPP Seal)	4.49
SORKIT-EP	Encapsulated Seal Kit (BSPP Seal)	4.49
SORKIT-FLG	O-Ring Kit (Flanges)	4.49
SORKIT-ORFS	O-Ring Kit (ORFS).....	4.49
SORKIT-UNO	O-Ring Kit (UNO)	4.49

Contents

Part No.....	Description	Page
PLUG PLASTIC		
PPJ.....	JIC/SAE/ORFS.....	4.50
PPB.....	BSP/NPT	4.50
PPM.....	Metric	4.50
CAPS PLASTIC		
CPJ.....	JIC/SAE/ORFS.....	4.50
CPB.....	BSP/NPT	4.50
CPM.....	Metric	4.50
CPF61	Flange Code 61	4.50
CPF62	Flange Code 62	4.50
FLARETITE SEALS		
IP	Individual Seals.....	4.46
BP	Standard Packs	4.46
QT.....	Bulk Packs.....	4.46
BANJOS		
BJ1.....	Banjo Metric c/w Back Bore	4.53
BJ2.....	Banjo BSPP c/w Back Bore	4.53
BJ3.....	Banjo Metric to JIC-M.....	4.53
BJB-M	Banjo Bolt Metric	4.53
BJB-B	Banjo Bolt BSPP	4.53
BJW	Banjo Washer	4.53


































































Nipples	J.I.C C1  P4.13	BSP.T/BSP.T CB1  P4.13	METRIC LIGHT CM1L  P4.13	METRIC HEAVY CM1S  P4.13	NPT.F/NPT.F CN1  P4.14	BSP.P/ BSP.P CP1  P4.14		
	BSP.P/BSP.T CPB1  P4.14	J.I.S.-G/J.I.S.-G CPJ1  P4.14	BSP.P/NPT.F CPN1  P4.14	BSP.P/BSP.P CR1  P4.13	UNO/UNO CU1  P4.14	O.R.F.S./O.R.F.S. F1  P4.13	J.I.C./J.I.C. C2  P4.15	
	S.A.E./S.A.E. CA2  P4.15	BSP.T/J.I.C CB2  P4.15	BSP.T/S.A.E. CBA2  P4.15	BSP.T/J.I.S.-G CBJ2  P4.16	DIN/J.I.C. CM2  P4.16	METRIC LIGHT X JIC CM2L  P4.17	METRIC HEAVY X JIC CM2S  P4.17	
	METRIC LIGHT x BSP.T CMB2L  P4.17	METRIC HEAVY x BSP.T CMB2S  P4.17	METRIC LIGHT x BSP.P CMP2L  P4.17	METRIC HEAVY x BSP.P CMP2S  P4.17	METRIC LIGHT X BSP.P CMR2L (Encap. Seal)  P4.17	METRIC HEAVY X BSP.P CMR2S (Encap. Seal)  P4.18	NPT.F./J.I.C CN2  P4.18	
	BSP.P/J.I.C CP2  P4.16	BSP.P/J.I.C. CR2  P4.16	O.R.F.S./O.R.F.S. F2  P4.15	BSP.P/O.R.F.S. FP2  P4.18	BSP.P ENCAP SEAL x ORFS FR2  P4.18	S.A.E. 'O' RING/J.I.C. C3  P4.19	S.A.E. 'O' RING/BSP.T CB3  P4.19	
	METRIC LIGHT x SAE 'O' RING CM3L  P4.19	S.A.E. 'O' RING/NPT.F CN3  P4.20	S.A.E. 'O' RING/O.R.F.S F3  P4.19	S.A.E. 'O' RING/J.I.C. C4  P4.20	METRIC LIGHT CM6L  P4.19	METRIC HEAVY CM6S  P4.19	BSP.P/BSP.P CP6  P4.20	
	O.R.F.S./J.I.C. F7  P4.20							
Sockets	S.A.E./S.A.E. 'O' RING C9  P4.20	BSP.T/BSP.T CB9  P4.20	NPT.F/NPT.F CN9  P4.20	BSP.P/BSP.P CP9  P4.20				
	Half Sockets	S.A.E. 'O' RING C14  P4.21	BSP.T CB14  P4.21	NPT.F CN14  P4.21	BSP.P CP14  P4.21			
		Fixed Adaptors	BSP.T/BSP.T CB18  P4.21	NPT.F/NPT.F CN18  P4.21	BSP.T/J.I.C. CB20  P4.21	NPT.F/J.I.C. CN20  P4.21	BSP.P/J.I.C. CP20  P4.21	S.A.E. 'O' RING/BSP.T CB21  P4.22

Section 4 Adaptors



*Manufactured To Order (minimum qty's may apply)














































Fixed Adaptors Cont...	S.A.E. 'O' RING/NPT.F CN21 P4.22	J.I.C./J.I.C. C22 P4.22	S.A.E. 'O' RING/BSPT CB22 P4.22	S.A.E. 'O' RING/NPT.F CN22 P4.22			
	BSP.T/BSP.P CB24 P4.22	METRIC LIGHT CM24L P4.22	METRIC HEAVY CM24S P4.22	NPT.F/NPS.M CN24 P4.23	BSP.P/BSP.P CP24 P4.22	BSP.P/BSP.P CP24G P4.22	
	BSP.P/BSP.P CR24 P4.22	BSP.T/BSP.P CB25 P4.23	NPT.F/NPS.M CN25 P4.23	UNO/J.I.C. C26 P4.23	UNO/BSP.P CB26 P4.23	UNO/NPS.M CN26 P4.23	BSP.T/J.I.C. CB27 P4.23
	NPT.F/J.I.C. CN27 P4.24	BSP.P/J.I.C. CP27 P4.23	J.I.C./J.I.C. C27G P4.23	BSP.P/J.I.C. CR27 P4.24	BSPP x METRIC LIGHT CRM27L P4.23	BSPP x METRIC HEAVY CRM27S P4.24	O.R.F.S/O.R.F.S F27G P4.24
BSP.P/J.I.C. CP28 P4.24	ORFS/J.I.C. F28 P4.24	J.I.C./ORFS F29 P4.24					
45° Unions	J.I.C./J.I.C. C30 P4.24	BSP.T/BSP.P CB30 P4.24	NPT.F/NPT.M CN30 P4.24	S.A.E. 'O' RING/J.I.C. C31 P4.25	S.A.E. 'O' RING/NPS.M CN31 P4.25		
	BSP.T/BSP.T CB36 P4.25	NPT.F/NPT.F CN36 P4.25	BSP.T/BSP.T CB37 P4.25	NPT.F/NPT.F CN37 P4.25	BSPT/J.I.C. CB38 P4.25	BSP.T/J.I.S. CBJ38 P4.25	
45° Elbows	NPT.F/J.I.C. CN38 P4.26	BSP.P/J.I.C. CP38 P4.25	BSP.T/BSPT CB39 P4.26	S.A.E. 'O' RING/J.I.C. C40 P4.26	J.I.C./J.I.C. C42 P4.26		
	J.I.C./J.I.C. C46 P4.26	BSP.T/BSP.P CB46 P4.26	NPT.F/NPT.M CN46 P4.27	BSP.P/BSP.P CP46 P4.27	O.R.F.S./O.R.F.S. F46 P4.27	S.A.E. 'O' RING/J.I.C. C47 P4.27	
	S.A.E. 'O' RING/BSPP CB47 P4.27	S.A.E. 'O' RING/NPS.M CN47 P4.27	BSP.T/J.I.C. CB48 P4.27				

90° Elbows	BSP.T/BSP.T CB53  P4.28	METRIC LIGHT CM53L  P4.28	METRIC HEAVY CM53S  P4.28	NPT.F/NPT.F CN53  P4.28	BSP.P/BSP.T CPB53  P4.28	BSP.P X BSP.T CPB53  P4.28
BSP.T/BSP.T CB54  P4.29	NPT.F/NPT.F CN54  P4.29	BSP.T/BSP.T CB55  P4.29	NPT.F/NPT.F CN55  P4.29	BSP.T/J.I.C. CB56  P4.29	BSP.T/J.I.S.-G CBJ56  P4.30	METRIC/J.I.C. CM56  P4.30
NPT.F/J.I.C. CN56  P4.30	BSP.P/J.I.C. CP56  P4.30	BSP.P/O.R.F.S. FP56  P4.30	BSP.T/J.I.C. CB57  P4.30	BSP.T/J.I.C. CB57  P4.30	NPT.F/J.I.C. CN57  P4.31	J.I.C./J.I.C. C58  P4.31
BSP.T/J.I.C. CB58  P4.31	NPT.F/J.I.C. CN58  P4.31	S.A.E. 'O' RING/J.I.C. C59  P4.31	S.A.E. 'O' RING/BSP.T CB59  P4.32	S.A.E. 'O' RING/J.I.C. CE59  P4.32	S.A.E. 'O' RING/J.I.C. CE59  P4.32	S.A.E. 'O' RING/NPT.F CN59  P4.32
S.A.E. 'O' RING/J.I.C. CS59  P4.32	S.A.E. 'O' RING/O.R.F.S. F59  P4.32	J.I.C./J.I.C. C61  P4.32	S.A.E. 'O' RING/S.A.E. CA61  P4.32			
Tees & Crosses	BSP.T/BSP.T/BSP.P CB61  P4.33	BSP.T/BSP.T/BSP.T CB62  P4.33	METRIC LIGHT CM62L  P4.33	METRIC HEAVY CM62S  P4.33	NPT.F/NPT.F/NPT.F CN62  P4.33	J.I.C./J.I.C./J.I.C. C63  P4.33
BSP.T/BSP.T/BSP.T CB63  P4.34	NPT.F/NPT.F/NPT.F CN63  P4.34	O.R.F.S./O.R.F.S./O.R.F.S. F63  P4.33	J.I.C./J.I.C./J.I.C. C64  P4.34	METRIC LIGHT CM64L  P4.34	METRIC HEAVY CM64S  P4.34	BSP.T/BSP.T/BSP.T CB64  P4.34
NPT.F/NPT.F/NPT.F CN64  P4.34	O.R.F.S./O.R.F.S./O.R.F.S. F64  P4.34	J.I.C./J.I.C./J.I.C. C65  P4.34	METRIC LIGHT CM65L  P4.35	METRIC HEAVY CM65S  P4.35	J.I.C./J.I.C./BSP.T CB65  P4.35	J.I.C./J.I.C./NPT.F CN65  P4.35
J.I.C./J.I.C./BSP.P CP65  P4.35	BSP.P/BSP.P/BSP.T CB566  P4.35	NPT.F/NPT.F/NPT.F CN66  P4.35	J.I.C./BSP.T/J.I.C. CB67  P4.35	J.I.C./NPT.F/J.I.C. CN67  P4.36	J.I.C./BSP.P/J.I.C. CP67  P4.35	J.I.C./J.I.C./S.A.E. 'O' RING C68  P4.36
S.A.E. 'O' RING/J.I.C./J.I.C. C69  P4.36	BSP.P/BSP.T/BSP.T CB69  P4.36	J.I.C./J.I.C./J.I.C. C70  P4.36	J.I.C./J.I.C./J.I.C. C71  P4.36	J.I.C. C72  P4.37	BSP.T CB72  P4.37	NPT.F CN72  P4.37





Section 4 Adaptors



*Manufactured To Order (minimum qty's may apply)

Reducing Bushes	BSP.T/BSP.T CB73  P4.37	BSP.P/BSP.P CP73 (A)  P4.37	BSP.P/BSP.P CP73 (B)  P4.37	NPT.F/NPT.F CN73  P4.38	BSP.P/BSP.P CR73  P4.37	S.A.E./S.A.E. 'O' RING C74  P4.38
	S.A.E. 'O' RING/BSP.T CB74  P4.38	S.A.E. 'O' RING/NPT.F CN74 (A)  P4.38	S.A.E. 'O' RING/NPT.F CN74 (B)  P4.38			
Plugs & Cap Nuts	S.A.E. 'O' RING C77  P4.38	J.I.C C77S  P4.39	BSP.T CB77  P4.39	METRIC CM77  P4.39	METRIC LIGHT CM77L  P4.39	METRIC HEAVY CM77S  P4.39
	NPT.F CN77  P4.39	BSP.P CP77  P4.39	BSP.P CR77  P4.35	J.I.C CR77S  P4.39	J.I.C C78  P4.40	O.R.F.S. F78  P4.40
BSP.P CBS79  P4.40	METRIC LIGHT CM79L  P4.40	METRIC HEAVY CM79S  P4.40	O.R.F.S. F79  P4.40	METRIC/KOMATSU CK79  P4.40		
Bulkhead Nuts	J.I.C C80  P4.40	O.R.F.S. F80  P4.41				
	J.I.C C83  P4.41	METRIC LIGHT CM83L-N  P4.41	METRIC LIGHT CM83L-R  P4.41	METRIC HEAVY CM83S-N  P4.41	METRIC HEAVY CM83S-R  P4.41	O.R.F.S. F83  P4.42
J.I.C/J.I.C. C84 (A)  P4.42	J.I.C/J.I.C. C84 (B)  P4.42	O.R.F.S./O.R.F.S. F84  P4.42				
Tubeweld Fittings	J.I.C/TUBE C86  P4.43	BSP.T/TUBE CB86  P4.43	NPT.F/TUBE CN86  P4.43	J.I.C/TUBE C87  P4.43	BSP.P/TUBE CB87  P4.44	J.I.C/TUBE C88  P4.44
	S.A.E. Flanges - Tubeweld  P4.44	CODE 62 C92H  P4.44				

For stainless steel quote standard part number and add suffix "SS". Enquire for price and availability. **4.11**

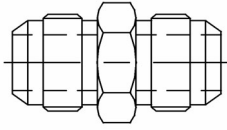
J.I.C. Tube Assemblies	J.I.C./J.I.C. C93  P4.44	J.I.C./J.I.C. C93H  P4.44	J.I.C./J.I.C. C94  P4.44	J.I.C./J.I.C. C94H  P4.45	J.I.C./J.I.C. C95  P4.45	
J.I.C. to S.A.E. Flange Tube Assemblies	CODE 61 C96  P4.45	CODE 62 C96H  P4.45	CODE 61 C97  P4.45	CODE 62 C97H  P4.45	CODE 61 C98  P4.46	CODE 62 C98H  P4.46
'O' Rings & Seals	S.A.E. 'O' RING THREAD R01  P4.47	S.A.E. FLANGE R02  P4.47	BSP.P THREAD R03  P4.47	BSP.P SEAL R04  P4.47	BSP.P SEAL R04B  P4.47	METRIC SEAL R04M  P4.47
O.R.F.S. THREAD R06  P4.47	METRIC. FDKO R08  P4.48	BSP.P RETAINING RING R13  P4.48	SEAL RING DKR  P4.48			

Section 4 Adaptors



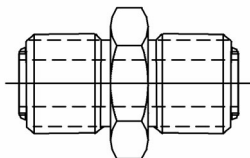
*Manufactured To Order (minimum qty's may apply)

Nipple M/M JIC x JIC



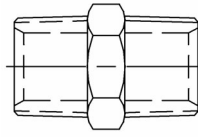
P/Number.....	Thread
C1-0707	7/16 x 7/16
C1-0808	1/2 x 1/2
C1-0907	9/16 x 7/16
C1-0909	9/16 x 9/16
C1-1207	3/4 x 7/16
C1-1209	3/4 x 9/16
C1-1212	3/4 x 3/4
C1-1412	7/8 x 3/4
C1-1414	7/8 x 7/8
C1-1709	1-1/16 x 9/16
C1-1712	1-1/16 x 3/4
C1-1714	1-1/16 x 7/8
C1-1717	1-1/16 x 1-1/16
C1-1917	1-3/16 x 1-1/16
C1-2114	1-5/16 x 7/8
C1-2117	1-5/16 x 1-1/16
C1-2119	1-5/16 x 1-3/16
C1-2121	1-5/16 x 1-5/16
C1-2621	1-5/8 x 1-5/16
C1-2626	1-5/8 x 1-5/8
C1-3026	1-7/8 x 1-5/8
C1-3030	1-7/8 x 1-7/8
C1-4040	2-1/2 x 2-1/2

Nipple M/M ORFS x ORFS



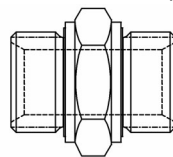
P/Number.....	Thread
F1-0909	9/16 x 9/16
F1-1111	11/16 x 11/16
F1-1313	13/16 x 13/16
F1-1616	1 x 1
F1-1916	1-3/16 x 1
F1-1919	1-3/16 x 1-3/16
F1-2323	1-7/16 x 1-7/16

Nipple M/M BSPT x BSPT



P/Number	Thread
CB1-0202.....	1/8 x 1/8
CB1-0402.....	1/4 x 1/8
CB1-0404.....	1/4 x 1/4
CB1-0604.....	3/8 x 1/4
CB1-0606.....	3/8 x 3/8
CB1-0804.....	1/2 x 1/4
CB1-0806.....	1/2 x 3/8
CB1-0808.....	1/2 x 1/2
CB1-1008.....	5/8 x 1/2
CB1-1010.....	5/8 x 5/8
CB1-1204.....	3/4 x 1/4
CB1-1206.....	3/4 x 3/8
CB1-1208.....	3/4 x 1/2
CB1-1212.....	3/4 x 3/4
CB1-1606.....	1 x 3/8
CB1-1608.....	1 x 1/2
CB1-1612.....	1 x 3/4
CB1-1616.....	1 x 1
CB1-2012.....	1-1/4 x 3/4
CB1-2016.....	1-1/4 x 1
CB1-2020.....	1-1/4 x 1-1/4
* CB1-2412.....	1-1/2 x 3/4
CB1-2416.....	1-1/2 x 1
CB1-2420.....	1-1/2 x 1-1/4
CB1-2424.....	1-1/2 x 1-1/2
* CB1-3220.....	2 x 1-1/4
CB1-3224.....	2 x 1-1/2
CB1-3232.....	2 x 2
CB1-4040.....	2-1/2 x 2-1/2

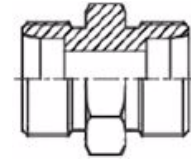
Nipple M/M BSPP x BSPP Encapsulated Seal Included in the supply.



P/Number	Thread
CR1-0202.....	1/8 x 1/8
CR1-0404.....	1/4 x 1/4
CR1-0604.....	3/8 x 1/4
CR1-0606.....	3/8 x 3/8
CR1-0806.....	1/2 x 3/8
CR1-0808.....	1/2 x 1/2
CR1-1208.....	3/4 x 1/2
CR1-1212.....	3/4 x 3/4
CR1-1612.....	1 x 3/4
CR1-1616.....	1 x 1
CR1-2016.....	1-1/4 x 1
CR1-2020.....	1-1/4 x 1-1/4
CR1-2424.....	1-1/2 x 1-1/2

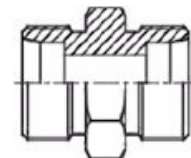
NB: Same sized thread on both only has the encapsulated seal on one side. Jump sizes are supplied with seals on each end.

Nipple M/M Metric Light



P/Number....	Tube OD	Thread
CM1L-1212	6L	12x1.5
CM1L-1412	8-6L	14x1.5 x 12x1.5
CM1L-1414	8L	14x1.5
CM1L-1612	10-6L	16x1.5 x 12x1.5
CM1L-1614	10-8L	16x1.5 x 14x1.5
CM1L-1616	10L	16x1.5
CM1L-1812	12-6L	18x1.5 x 12x1.5
CM1L-1814	12-8L	18x1.5 x 14x1.5
CM1L-1816	12-10L	18x1.5 x 16x1.5
CM1L-1818	12L	18x1.5
CM1L-2216	15-10L	22x1.5 x 16x1.5
CM1L-2218	15-12L	22x1.5 x 18x1.5
CM1L-2222	15L	22x1.5
CM1L-2618	18-12L	26x1.5 x 18x1.5
CM1L-2622	18-15L	26x1.5 x 22x1.5
CM1L-2626	18L	26x1.5
CM1L-3022	22-15L	30x2 x 22x1.5
CM1L-3026	22-18L	30x2 x 26x1.5
CM1L-3030	22L	30x2
CM1L-3630	28-22L	36x2 x 30x2
CM1L-3636	28L	36x2

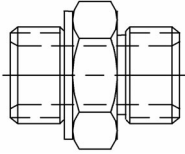
Nipple M/M Metric Heavy



P/Number....	Tube OD	Thread
CM1S-1414	6S	14x1.5
CM1S-1614	8-6S	16x1.5 x 14x1.5
CM1S-1616	8S	16x1.5
CM1S-1814	10-6S	18x1.5 x 14x1.5
CM1S-1816	10-8S	18x1.5 x 16x1.5
CM1S-1818	10S	18x1.5
CM1S-2014	12-6S	20x1.5 x 14x1.5
CM1S-2016	12-8S	20x1.5 x 16x1.5
CM1S-2018	12-10S	20x1.5 x 18x1.5
CM1S-2020	12S	20x1.5
CM1S-2218	14-10S	22x1.5 x 18x1.5
CM1S-2220	14-12S	22x1.5 x 20x1.5
CM1S-2222	14S	22x1.5
CM1S-2420	16-12S	24x1.5 x 20x1.5
CM1S-2422	16-14S	24x1.5 x 22x1.5
CM1S-2424	16S	24x1.5
CM1S-3018	20-10S	30x2 x 18x1.5
CM1S-3020	20-12S	30x2 x 20x1.5
CM1S-3024	20-16S	30x2 x 20x1.5
CM1S-3030	20S	30x2
CM1S-3624	25-16S	36x2 x 24x1.5
CM1S-3630	25-20S	36x2 x 30x2
CM1S-3636	25S	36x2

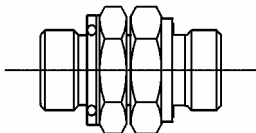
Nipple M/M BSPP x BSPP

Included in the supply is one 'O' Ring and Retainer Washer. Jump Threads are supplied with 'O' Ring & Retainer on large Thread only.



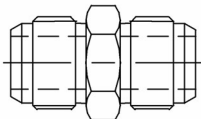
P/Number	Thread
CP1-0202	1/8 x 1/8
CP1-0404	1/4 x 1/4
CP1-0604	3/8 x 1/4
CP1-0606	3/8 x 3/8
CP1-0806	1/2 x 3/8
CP1-0808	1/2 x 1/2
CP1-1208	3/4 x 1/2
CP1-1212	3/4 x 3/4
CP1-1608	1 x 1/2
CP1-1612	1 x 3/4
CP1-1616	1 x 1
CP1-2016	1-1/4 x 1
CP1-2020	1-1/4 x 1-1/4
CP1-2420	1-1/2 x 1-1/4
CP1-2424	1-1/2 x 1-1/2
CP1-3232	2 x 2

Nipple M/M BSPP x BSPP Adjustable Encapsulated Seal



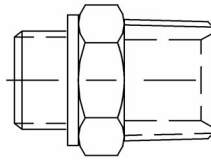
P/Number	Thread
CR1-0606Z	3/8 x 3/8
* CR1-0808Z	1/2 x 1/2

Nipple M/M JIS x JIS (BSPP x BSPP)



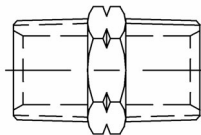
P/Number	Thread
CPJ1-0404	1/4 x 1/4
CPJ1-0606	3/8 x 3/8
CPJ1-0808	1/2 x 1/2
CPJ1-1212	3/4 x 3/4
CPJ1-1616	1 x 1

Nipple M/M BSPP x BSPT



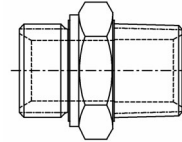
P/Number	Thread
CPB1-0204	1/8 x 1/4
CPB1-0404	1/4 x 1/4
CPB1-0406	1/4 x 3/8
CPB1-0604	3/8 x 1/4
CPB1-0606	3/8 x 3/8
CPB1-0608	3/8 x 1/2
CPB1-0804	1/2 x 1/4
CPB1-0806	1/2 x 3/8
CPB1-0808	1/2 x 1/2
CPB1-0812	1/2 x 3/4
CPB1-1208	3/4 x 1/2
CPB1-1212	3/4 x 3/4
CPB1-1216	3/4 x 1
CPB1-1608	1 x 1/2
CPB1-1612	1 x 3/4
CPB1-1616	1 x 1
CPB1-2016	1-1/4 x 1
CPB1-2020	1-1/4 x 1-1/4
CPB1-2420	1-1/2 x 1-1/4
CPB1-2424	1-1/2 x 1-1/2
CPB1-3220	2 x 1-1/4
* CPB1-3224	2 x 1-1/2
CPB1-3232	2 x 2

Nipple M/M NPTF x NPTF



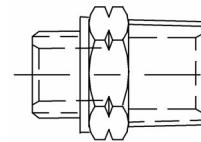
P/Number	Thread
CN1-0202	1/8 x 1/8
CN1-0402	1/4 x 1/8
CN1-0404	1/4 x 1/4
CN1-0604	3/8 x 1/4
CN1-0606	3/8 x 3/8
CN1-0806	1/2 x 3/8
CN1-0808	1/2 x 1/2
CN1-1204	3/4 x 1/4
* CN1-1206	3/4 x 3/8
CN1-1208	3/4 x 1/2
CN1-1212	3/4 x 3/4
CN1-1608	1 x 1/2
CN1-1612	1 x 3/4
CN1-1616	1 x 1
* CN1-2016	1-1/4 x 1
CN1-2020	1-1/4 x 1-1/4
CN1-2420	1-1/2 x 1-1/4
CN1-2424	1-1/2 x 1-1/2
CN1-3224	2 x 1-1/2
CN1-3232	2 x 2
* CN1-4040	2-1/2 x 2-1/2

Nipple M/M BSPP x BSPT Encapsulated Seal



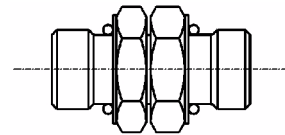
P/Number	Thread
CRB1-0604	3/8 x 1/4
CRB1-0606	3/8 x 3/8
* CRB1-0608	3/8 x 1/2
* CRB1-0806	1/2 x 3/8
CRB1-0808	1/2 x 1/2
CRB1-1212	3/4 x 3/4
CRB1-1616	1 x 1
* CRB1-2016	1-1/4 x 1
CRB1-2020	1-1/4 x 1-1/4

Nipple M/M BSPP x NPTF



P/Number	Thread
CPN1-0404	1/4 x 1/4
* CPN1-0604	3/8 x 1/4
CPN1-0606	3/8 x 3/8
CPN1-0608	3/8 x 1/2
* CPN1-0806	1/2 x 3/8
CPN1-0808	1/2 x 1/2
* CPN1-0812	1/2 x 3/4
CPN1-1212	3/4 x 3/4
CPN1-1616	1 x 1
* CPN1-1620	1 x 1-1/4
* CPN1-2020	1-1/4 x 1-1/4
* CPN1-2024	1-1/4 x 1-1/2

Nipple M/M UNO x UNO Adjustable



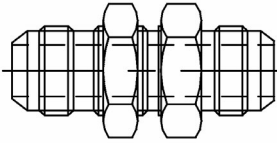
P/Number	Thread
CU1-0909	9/16 x 9/16
CU1-1212	3/4 x 3/4
CU1-1412	7/8 x 3/4
CU1-2121	1-5/16 x 1-5/16

Section 4 Adaptors



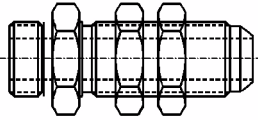
*Manufactured To Order (minimum qty's may apply)

Bulkhead Nipple M/M JIC x JIC



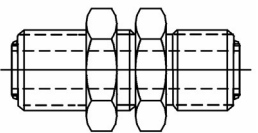
P/Number.....	Thread
C2-0707.....	7/16 x 7/16
* C2-0707-E56.....	7/16 x 7/16
C2-0808.....	1/2 x 1/2
C2-0909.....	9/16 x 9/16
* C2-0909-E59.....	9/16 x 9/16
C2-1212.....	3/4 x 3/4
* C2-1212-E66.....	3/4 x 3/4
C2-1414.....	7/8 x 7/8
C2-1714.....	1-1/16 x 7/8
C2-1717.....	1-1/16 x 1-1/16
C2-1919.....	1-3/16 x 1-3/16
C2-2121.....	1-5/16 x 1-5/16
C2-2626.....	1-5/8 x 1-5/8
C2-3030.....	1-7/8 x 1-7/8
C2-4040.....	2-1/2 x 2-1/2

Bulkhead Nipple M/M UNO x JIC Extended



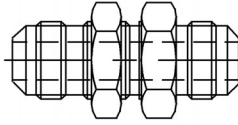
P/Number.....	Thread
* ZC2-1212.....	3/4 x 3/4
* ZC2-1414.....	7/8 x 7/8
* ZC2-1717.....	1-1/16 x 1-1/16
* ZC2-2121.....	1-5/16 x 1-5/16

Bulkhead Nipple M/M ORFS x ORFS



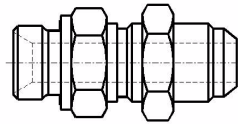
P/Number.....	Thread
F2-0909.....	9/16 x 9/16
F2-1111.....	11/16 x 11/16
F2-1313.....	13/16 x 13/16
F2-1616.....	1 x 1
F2-1919.....	1-3/16 x 1-1/316
F2-2323.....	1-7/16 x 1-7/16
F2-2727.....	1-11/16 x 1-11/16

Bulkhead Nipple M/M SAE x SAE



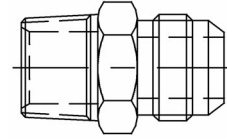
P/Number.....	Thread
CA2-1010.....	5/8 x 5/8
CA2-1212.....	3/4 x 3/4
CA2-1414.....	7/8 x 7/8
* CA2-1717.....	1-1/16 x 1-1/16

Bulkhead Nipple M/M BSPP x JIC



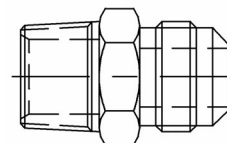
P/Number.....	Thread
* CR2-0609Z.....	3/8 x 9/16
* CR2-0814Z.....	1/2 x 7/8

Nipple M/M BSPT x JIC



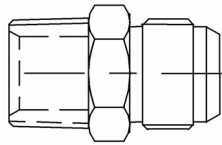
P/Number.....	Thread
CB2-0206.....	1/8 x 3/8
CB2-0207.....	1/8 x 7/16
CB2-0208.....	1/8 x 1/2
CB2-0209.....	1/8 x 9/16
CB2-0407.....	1/4 x 7/16
CB2-0408.....	1/4 x 1/2
CB2-0409.....	1/4 x 9/16
CB2-0412.....	1/4 x 3/4
CB2-0414.....	1/4 x 7/8
CB2-0607.....	3/8 x 7/16
CB2-0608.....	3/8 x 1/2
CB2-0609.....	3/8 x 9/16
CB2-0612.....	3/8 x 3/4
CB2-0614.....	3/8 x 7/8
CB2-0617.....	3/8 x 1-1/16
CB2-0807.....	1/2 x 7/16
CB2-0809.....	1/2 x 9/16
CB2-0812.....	1/2 x 3/4
CB2-0814.....	1/2 x 7/8
CB2-0817.....	1/2 x 1-1/16
CB2-0821.....	1/2 x 1-5/16
CB2-1208.....	3/4 x 1/2
CB2-1209.....	3/4 x 9/16
CB2-1212.....	3/4 x 3/4
CB2-1214.....	3/4 x 7/8
CB2-1217.....	3/4 x 1-1/16
* CB2-1219.....	3/4 x 1-3/16
CB2-1221.....	3/4 x 1-5/16
CB2-1612.....	1 x 3/4
CB2-1614.....	1 x 7/8
CB2-1617.....	1 x 1-1/16
CB2-1621.....	1 x 1-5/16
CB2-1626.....	1 x 1-5/8
CB2-2017.....	1-1/4 x 1-1/16
CB2-2021.....	1-1/4 x 1-5/16
CB2-2026.....	1-1/4 x 1-5/8
CB2-2030.....	1-1/4 x 1-7/8
CB2-2421.....	1-1/2 x 1-5/16
CB2-2426.....	1-1/2 x 1-5/8
CB2-2430.....	1-1/2 x 1-7/8
CB2-3230.....	2 x 1-7/8
CB2-3240.....	2 x 2-1/2

Nipple M/M BSPT x SAE



P/Number.....	Thread
CBA2-0410.....	1/4 x 5/8
CBA2-0610.....	3/8 x 5/8
CBA2-0810.....	1/2 x 5/8

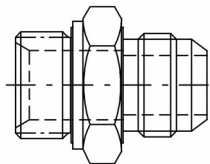
Nipple M/M BSPT x JIS



P/Number	Thread
CBJ2-0404	1/4 x 1/4
CBJ2-0606	3/8 x 3/8
CBJ2-0808	1/2 x 1/2
CBJ2-1212	3/4 x 3/4
CBJ2-1616	1 x 1

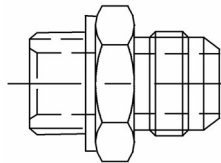
Nipple M/M BSPP x JIC Encapsulated Seal

Included in the supply



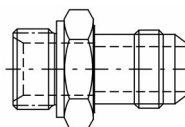
P/Number	Thread
CR2-0207	1/8 x 7/16
CR2-0209	1/8 x 9/16
CR2-0407	1/4 x 7/16
CR2-0408	1/4 x 1/2
CR2-0409	1/4 x 9/16
CR2-0412	1/4 x 3/4
CR2-0607	3/8 x 7/16
CR2-0609	3/8 x 9/16
CR2-0612	3/8 x 3/4
CR2-0614	3/8 x 7/8
CR2-0809	1/2 x 9/16
CR2-0812	1/2 x 3/4
CR2-0814	1/2 x 7/8
CR2-0817	1/2 x 1-1/16
CR2-1209	3/4 x 9/16
CR2-1212	3/4 x 3/4
CR2-1214	3/4 x 7/8
CR2-1217	3/4 x 1-1/16
CR2-1221	3/4 x 1-5/16
CR2-1612	1 x 3/4
CR2-1614	1 x 7/8
CR2-1617	1 x 1-1/16
CR2-1621	1 x 1-5/16
CR2-1626	1 x 1-5/8
CR2-2017	1-1/4 x 1-1/16
CR2-2021	1-1/4 x 1-5/16
CR2-2026	1-1/4 x 1-5/8
CR2-2030	1-1/4 x 1-7/8
CR2-2421	1-1/2 x 1-5/16
CR2-2426	1-1/2 x 1-5/8
CR2-2430	1-1/2 x 1-7/8

Nipple M/M BSPP x JIC



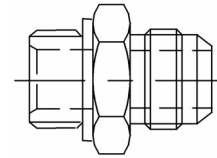
P/Number	Thread
CP2-0207	1/8 x 7/16
CP2-0209	1/8 x 9/16
CP2-0407	1/4 x 7/16
CP2-0408	1/4 x 1/2
CP2-0409	1/4 x 9/16
CP2-0412	1/4 x 3/4
CP2-0607	3/8 x 7/16
CP2-0609	3/8 x 9/16
CP2-0612	3/8 x 3/4
CP2-0614	3/8 x 7/8
CP2-0807	1/2 x 7/16
CP2-0809	1/2 x 9/16
CP2-0812	1/2 x 3/4
CP2-0814	1/2 x 7/8
CP2-0817	1/2 x 1-1/16
CP2-1209	3/4 x 9/16
CP2-1212	3/4 x 3/4
CP2-1214	3/4 x 7/8
CP2-1217	3/4 x 1-1/16
CP2-1221	3/4 x 1-5/16
CP2-1612	1 x 3/4
CP2-1614	1 x 7/8
CP2-1617	1 x 1-1/16
CP2-1621	1 x 1-5/16
CP2-1626	1 x 1-5/8
* CP2-2012	1-1/4 x 3/4
CP2-2017	1-1/4 x 1-1/16
CP2-2021	1-1/4 x 1-5/16
CP2-2026	1-1/4 x 1-5/8
CP2-2030	1-1/4 x 1-7/8
CP2-2040	1-1/4 x 2-1/2
CP2-2421	1-1/2 x 1-5/16
CP2-2426	1-1/2 x 1-5/8
CP2-2430	1-1/2 x 1-7/8
CP2-3226	2 x 1-5/8
CP2-3230	2 x 1-7/8
CP2-3240	2 x 2-1/2

Nipple M/M BSPP x JIC Extended



P/Number	Thread
* CP2-E90-0409	1/4 x 9/16
* CP2-E95-0409	1/4 x 9/16
* CP2-E160-0609	3/8 x 9/16
* CP2-E90-0609	3/8 x 9/16
* CP2-E70-0612	3/8 x 3/4
* CP2-E95-0612	3/8 x 3/4
* CP2-E95-0809	1/2 x 9/16

Nipple M/M Metric Port Adaptor DIN x JIC



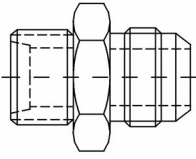
P/Number	Thread
CM2-0807	8x1.0 x 7/16
CM2-0809	8x1.0 x 9/16
CM2-1007	10x1.0 x 7/16
CM2-1207	12x1.5 x 7/16
CM2-1209	12x1.5 x 9/16
CM2-1212	12x1.5 x 3/4
CM2-1407	14x1.5 x 7/16
CM2-1409	14x1.5 x 9/16
CM2-1412	14x1.5 x 3/4
CM2-1609	16x1.5 x 9/16
CM2-1612	16x1.5 x 3/4
CM2-1614	16x1.5 x 7/8
CM2-1809	18x1.5 x 9/16
CM2-1812	18x1.5 x 3/4
CM2-1814	18x1.5 x 7/8
CM2-1817	18x1.5 x 1-1/16
ZCM2-2009	20x1.5 x 9/16
CM2-2012	20x1.5 x 3/4
CM2-2014	20x1.5 x 7/8
CM2-2017	20x1.5 x 1-1/16
CM2-2207	22x1.5 x 7/16
CM2-2209	22x1.5 x 9/16
CM2-2212	22x1.5 x 3/4
CM2-2214	22x1.5 x 7/8
CM2-2217	22x1.5 x 1-1/16
CM2-2614	26x1.5 x 7/8
CM2-2617	26x1.5 x 1-1/16
CM2-2621	26x1.5 x 1-5/16
CM2-2717	27x2.0 x 1-1/16
CM2-2817	28x2.0 x 1-1/16
CM2-2821	28x2.0 x 1-5/16
CM2-3312	33x2.0 x 3/4
CM2-3317	33x2.0 x 1-1/16
CM2-3321	33x2.0 x 1-5/16
CM2-3326	33x2.0 x 1-5/8
CM2-4221	42x2.0 x 1-5/16
CM2-4226	42x2.0 x 1-5/8
CM2-4230	42x2.0 x 1-7/8
CM2-4826	48x2.0 x 1-5/8
CM2-4830	48x2.0 x 1-7/8

Section 4 Adaptors



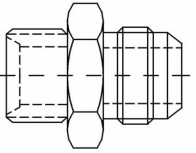
*Manufactured To Order (minimum qtys may apply)

Nipple M/M Metric Light x JIC



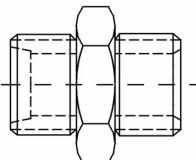
P/Number.....	Tube OD.....	Thread
* CM2L-1207.....	6L.....	12x1.5 x 7/16
CM2L-1409.....	8L.....	14x1.5 x 9/16
CM2L-1609.....	10L.....	16x1.5 x 9/16
CM2L-1809.....	12L.....	18x1.5 x 9/16
* CM2L-1812.....	12L.....	18x1.5 x 3/4
CM2L-2212.....	15L.....	22x1.5 x 3/4
* CM2L-2214.....	15L.....	22x1.5 x 7/8
CM2L-2614.....	18L.....	26x1.5 x 7/8
CM2L-2617.....	18L.....	26x1.5 x 1-1/16
CM2L-3017.....	22L.....	30x2 x 1-1/16
CM2L-3621.....	28L.....	36x2 x 1-5/16

Nipple M/M Metric Heavy x JIC



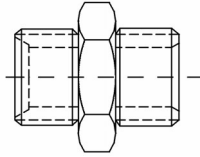
P/Number.....	Tube OD.....	Thread
* CM2S-1609.....	6S.....	16x1.5 x 9/16
* CM2S-1809.....	10S.....	18x1.5 x 9/16
* CM2S-1812.....	10S.....	18x1.5 x 3/4
* CM2S-2012.....	12S.....	20x1.5 x 3/4
* CM2S-2212.....	14S.....	22x1.5 x 3/4
* CM2S-2412.....	16S.....	24x1.5 x 3/4
* CM2S-2414.....	16S.....	24x1.5 x 7/8
* CM2S-3017.....	20S.....	30x2.0 x 1-1/16
* CM2S-3617.....	25S.....	36x2.0 x 1-1/16
* CM2S-3621.....	25S.....	36x2.0 x 1-5/16

Nipple M/M Metric Tube Adaptor Light Series DKL x BSPP



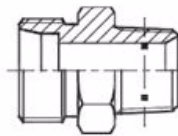
P/Number.....	Tube OD.....	Thread
* CMP2L-1404.....	8L.....	14x1.5 x 1/4
* CMP2L-1606.....	10L.....	16x1.5 x 3/8
* CMP2L-1808.....	12L.....	18x1.5 x 1/2
* CMP2L-2212.....	15L.....	22x1.5 x 3/4
CMP2L-2608.....	18L.....	26x1.5 x 1/2
CMP2L-2612.....	18L.....	26x1.5 x 3/4
CMP2L-3012.....	22L.....	30x2.0 x 3/4
CMP2L-3616.....	28L.....	36x2.0 x 1

Nipple M/M Metric Tube Adaptor Strong Series DKS x BSPP



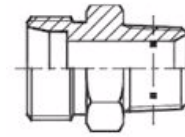
P/Number.....	Tube OD.....	Thread
* CMP2S-1604.....	8S.....	16x1.5 x 1/4
* CMP2S-1804.....	10S.....	18x1.5 x 1/4
* CMP2S-1806.....	10S.....	18x1.5 x 3/8
* CMP2S-2006.....	12S.....	20x1.5 x 3/8
* CMP2S-2208.....	14S.....	22x1.5 x 1/2
* CMP2S-2406.....	16S.....	24x1.5 x 3/8
* CMP2S-2408.....	16S.....	24x1.5 x 1/2
* CMP2S-3012.....	20S.....	30x2.0 x 3/4
* CMP2S-3612.....	25S.....	36x2.0 x 3/4
* CMP2S-4220.....	30S.....	42x2.0 x 1-1/4
* CMP2S-5224.....	38S.....	52x2.0 x 1-1/2

Nipple M/M Metric Light x BSPT



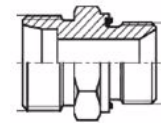
P/Number.....	Tube OD.....	Thread
CMB2L-1204.....	6L.....	12x1.5 x 1/4
CMB2L-1404.....	8L.....	14x1.5 x 1/4
CMB2L-1406.....	8L.....	14x1.5 x 3/8
CMB2L-1606.....	10L.....	16x1.5 x 3/8
CMB2L-1806.....	12L.....	18x1.5 x 3/8
CMB2L-1808.....	12L.....	18x1.5 x 1/2
CMB2L-2208.....	15L.....	22x1.5 x 1/2
CMB2L-2608.....	18L.....	26x1.5 x 1/2
CMB2L-2612.....	18L.....	26x1.5 x 3/4
CMB2L-3012.....	22L.....	30x2 x 3/4
CMB2L-3616.....	28L.....	36x2 x 1

Nipple M/M Metric Heavy x BSPT



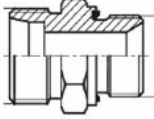
P/Number.....	Tube OD.....	Thread
CMB2S-1404.....	6S.....	14x1.5 x 1/4
CMB2S-1604.....	8S.....	16x1.5 x 1/4
CMB2S-1806.....	10S.....	18x1.5 x 3/8
CMB2S-1808.....	10S.....	18x1.5 x 1/2
CMB2S-2006.....	12S.....	20x1.5 x 3/8
CMB2S-2008.....	12S.....	20x1.5 x 1/2
CMB2S-2206.....	14S.....	22x1.5 x 3/8
CMB2S-2208.....	14S.....	22x1.5 x 1/2
CMB2S-2406.....	16S.....	24x1.5 x 3/8
CMB2S-2408.....	16S.....	24x1.5 x 1/2
CMB2S-3008.....	20S.....	30x2 x 1/2
CMB2S-3012.....	20S.....	30x2 x 3/4
CMB2S-3616.....	25S.....	36x2 x 1

Nipple M/M Metric Light x BSPP Encapsulated Seal



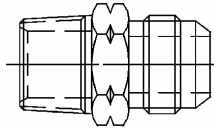
P/Number.....	Tube OD.....	Thread
CMR2L-1204.....	6L.....	12x1.5 x 1/4
CMR2L-1404.....	8L.....	14x1.5 x 1/4
CMR2L-1604.....	10L.....	16x1.5 x 1/4
CMR2L-1606.....	10L.....	16x1.5 x 3/8
CMR2L-1806.....	12L.....	18x1.5 x 3/8
CMR2L-1808.....	12L.....	18x1.5 x 1/2
CMR2L-2206.....	15L.....	22x1.5 x 3/8
CMR2L-2208.....	15L.....	22x1.5 x 1/2
CMR2L-2212.....	15L.....	22x1.5 x 3/4
CMR2L-2608.....	18L.....	26x1.5 x 1/2
CMR2L-2612.....	18L.....	26x1.5 x 3/4
CMR2L-3616.....	28L.....	36x2 x 1
CMR2L-4520.....	35L.....	45x2 x 1-1/4

Nipple M/M Metric Heavy x BSPP Encapsulated Seal



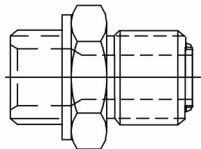
P/Number	Tube OD	Thread
CMR2S-1604	8S	16x1.5 x 1/4
CMR2S-1606	8S	16x1.5 x 3/8
CMR2S-1804	10S	18x1.5 x 1/4
CMR2S-1806	10S	18x1.5 x 3/8
CMR2S-1808	18S	18x1.5 x 1/2
CMR2S-2206	14S	22x1.5 x 3/8
CMR2S-2208	14S	22x1.5 x 1/2
CMR2S-2408	16S	24x1.5 x 1/2
CMR2S-2412	16S	24x1.5 x 3/4
CMR2S-3008	20S	30x2 x 1/2
CMR2S-3012	20S	30x2 x 3/4
CMR2S-3612	25S	36x2 x 3/4

Nipple M/M NPTF x JIC



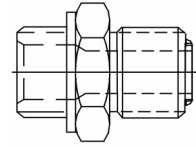
P/Number	Thread
CN2-0207	1/8 x 7/16
CN2-0208	1/8 x 1/2
CN2-0209	1/8 x 9/16
CN2-0407	1/4 x 7/16
CN2-0408	1/4 x 1/2
CN2-0409	1/4 x 9/16
CN2-0412	1/4 x 3/4
CN2-0607	3/8 x 7/16
* CN2-0608	3/8 x 1/2
CN2-0609	3/8 x 9/16
CN2-0612	3/8 x 3/4
CN2-0614	3/8 x 7/8
CN2-0617	3/8 x 1-1/16
CN2-0807	1/2 x 7/16
CN2-0809	1/2 x 9/16
CN2-0812	1/2 x 3/4
CN2-0814	1/2 x 7/8
CN2-0817	1/2 x 1-1/16
CN2-1207	3/4 x 7/16
CN2-1209	3/4 x 9/16
CN2-1212	3/4 x 3/4
CN2-1214	3/4 x 7/8
CN2-1217	3/4 x 1-1/16
* CN2-1219	3/4 x 1-3/16
CN2-1221	3/4 x 1-5/16
* CN2-1226	3/4 x 1-5/8
CN2-1614	1 x 7/8
CN2-1617	1 x 1-1/16
CN2-1621	1 x 1-5/16
CN2-1626	1 x 1-5/8
CN2-2017	1-1/4 x 1-1/16
CN2-2021	1-1/4 x 1-5/16
* CN2-2026	1-1/4 x 1-5/8
CN2-2030	1-1/4 x 1-7/8
CN2-2426	1-1/2 x 1-5/8
* CN2-2430	1-1/2 x 1-7/8
CN2-3230	2 x 1-7/8
CN2-3240	2 x 2-1/2

Nipple M/M BSPP x ORFS



P/Number	Thread
FP2-0409	1/4 x 9/16
FP2-0611	3/8 x 11/16
FP2-0811	1/2 x 11/16
FP2-0813	1/2 x 13/16
FP2-0816	1/2 x 1
FP2-0819	1/2 x 1-3/16
FP2-1216	3/4 x 1
FP2-1219	3/4 x 1-3/16
FP2-1623	1 x 1-7/16

Nipple M/M BSPP Encapsulated Seal x ORFS



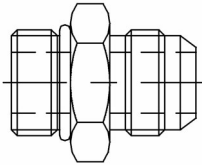
P/Number	Thread
FR2-0813	1/2 x 13/16
FR2-01216	3/4 x 1

Section 4 Adaptors



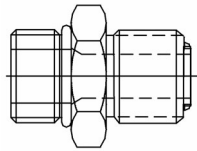
*Manufactured To Order (minimum qtys may apply)

Nipple M/M UNO x JIC



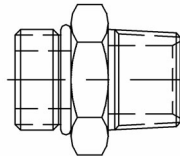
P/Number.....	Thread
C3-0609.....	3/8 x 9/16
C3-0707.....	7/16 x 7/16
C3-0709.....	7/16 x 9/16
C3-0712.....	7/16 x 3/4
C3-0807.....	1/2 x 7/16
C3-0808.....	1/2 x 1/2
C3-0809.....	1/2 x 9/16
C3-0907.....	9/16 x 7/16
* C3-0908.....	9/16 x 1/2
C3-0909.....	9/16 x 9/16
C3-0912.....	9/16 x 3/4
C3-0914.....	9/16 x 7/8
C3-1207.....	3/4 x 7/16
C3-1208.....	3/4 x 1/2
C3-1209.....	3/4 x 9/16
C3-1212.....	3/4 x 3/4
C3-1214.....	3/4 x 7/8
C3-1217.....	3/4 x 1-1/16
C3-1221.....	3/4 x 1-5/16
C3-1409.....	7/8 x 9/16
C3-1412.....	7/8 x 3/4
C3-1414.....	7/8 x 7/8
C3-1417.....	7/8 x 1-1/16
C3-1421.....	7/8 x 1-5/16
C3-1707.....	1-1/16 x 7/16
C3-1709.....	1-1/16 x 9/16
C3-1712.....	1-1/16 x 3/4
C3-1714.....	1-1/16 x 7/8
C3-1717.....	1-1/16 x 1-1/16
C3-1721.....	1-1/16 x 1-5/16
C3-1917.....	1-3/16 x 1-1/16
C3-1919.....	1-3/16 x 1-3/16
C3-2112.....	1-5/16 x 3/4
C3-2114.....	1-5/16 x 7/8
C3-2117.....	1-5/16 x 1-1/16
C3-2119.....	1-5/16 x 1-3/16
C3-2121.....	1-5/16 x 1-5/16
C3-2126.....	1-5/16 x 1-5/8
C3-2617.....	1-5/8 x 1-1/16
C3-2621.....	1-5/8 x 1-5/16
C3-2626.....	1-5/8 x 1-5/8
C3-2630.....	1-5/8 x 1-7/8
C3-3021.....	1-7/8 x 1-5/16
C3-3026.....	1-7/8 x 1-5/8
C3-3030.....	1-7/8 x 1-7/8
* C3-3040.....	1-7/8 x 2-1/2
* C3-4030.....	2-1/2 x 1-7/8
* C3-4040.....	2-1/2 x 2-1/2

Nipple M/M UNO x ORFS



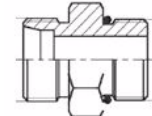
P/Number.....	Thread
F3-0709.....	7/16 x 9/16
F3-0711.....	7/16 x 11/16
F3-0909.....	9/16 x 9/16
F3-0911.....	9/16 x 11/16
* F3-1211.....	3/4 x 11/16
F3-1213.....	3/4 x 13/16
F3-1416.....	7/8 x 1
F3-1719.....	1-1/16 x 1-3/16
F3-1723.....	1-1/16 x 1-7/16
F3-2123.....	1-5/16 x 1-7/16

Nipple M/M UNO x BSPT



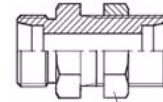
P/Number.....	Thread
CB3-0704.....	7/16 x 1/4
CB3-0904.....	9/16 x 1/4
CB3-0906.....	9/16 x 3/8
CB3-0908.....	9/16 x 1/2
CB3-1204.....	3/4 x 1/4
CB3-1206.....	3/4 x 3/8
CB3-1208.....	3/4 x 1/2
CB3-1212.....	3/4 x 3/4
CB3-1404.....	7/8 x 1/4
CB3-1406.....	7/8 x 3/8
CB3-1408.....	7/8 x 1/2
CB3-1412.....	7/8 x 3/4
CB3-1708.....	1-1/16 x 1/2
CB3-1712.....	1-1/16 x 3/4
CB3-1716.....	1-1/16 x 1
CB3-1912.....	1-3/16 x 3/4
CB3-2108.....	1-5/16 x 1/2
CB3-2112.....	1-5/16 x 3/4
CB3-2116.....	1-5/16 x 1
CB3-2120.....	1-5/16 x 1-1/4
CB3-2616.....	1-5/8 x 1
CB3-2620.....	1-5/8 x 1-1/4
CB3-2624.....	1-5/8 x 1-1/2
CB3-3024.....	1-7/8 x 1-1/2

Nipple M/M Metric Light x UNO



P/Number.....	Tube OD.....	Thread
CM3L-1409.....	8L.....	14x1.5 x 9/16
CM3L-1609.....	10L.....	16x1.5 x 9/16
CM3L-1812.....	12L.....	18x1.5 x 3/4
CM3L-2212.....	15L.....	22x1.5 x 3/4
CM3L-3017.....	22L.....	30X2 x 1-1/16

Bulkhead Nipple M/M Metric Light



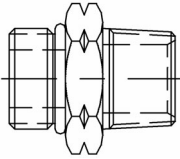
P/Number.....	Tube OD.....	Thread
CM6L-1212.....	6L.....	12x1.5
CM6L-1414.....	8L.....	14x1.5
CM6L-1616.....	10L.....	16x1.5
CM6L-1818.....	12L.....	18x1.5
CM6L-2222.....	15L.....	22x1.5
CM6L-2626.....	18L.....	26x1.5
CM6L-3030.....	22L.....	30x2
CM6L-3636.....	28L.....	36x2
CM6L-4545.....	35L.....	45x2

Bulkhead Nipple M/M Metric Heavy



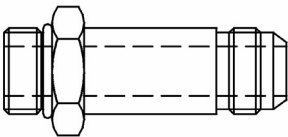
P/Number.....	Tube OD.....	Thread
CM6S-1414.....	6S.....	14x1.5
CM6S-1616.....	8S.....	16x1.5
CM6S-1818.....	10S.....	18x1.5
CM6S-2020.....	12S.....	20x1.5
CM6S-2222.....	14S.....	22x1.5
CM6S-2424.....	16S.....	24x1.5
CM6S-3030.....	20S.....	30x2
CM6S-3636.....	25S.....	36x2
CM6S-4242.....	30S.....	42x2

Nipple M/M UNO x NPTF



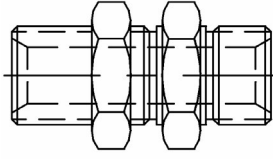
P/Number	Thread
CN3-0904	9/16 x 1/4
CN3-0906	9/16 x 3/8
CN3-1204	3/4 x 1/4
CN3-1206	3/4 x 3/8
CN3-1208	3/4 x 1/2
CN3-1404	7/8 x 1/4
CN3-1406	7/8 x 3/8
* CN3-1408	7/8 x 1/2
* CN3-1412	7/8 x 3/4
CN3-1708	1-1/16 x 1/2
* CN3-1712	1-1/16 x 3/4
CN3-1716	1-1/16 x 1
CN3-2112	1-5/16 x 3/4
* CN3-2116	1-5/16 x 1
CN3-2120	1-5/16 x 1-1/4
* CN3-2616	1-5/8 x 1
* CN3-2620	1-5/8 x 1-1/4
CN3-2624	1-5/8 x 1-1/2
* CN3-3024	1-7/8 x 1-1/2

Extended Nipple M/M UNO x JIC



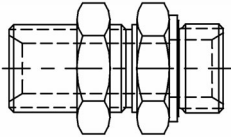
P/Number	Thread
* C4-0707	7/16 x 7/16
C4-0808	1/2 x 1/2
* C4-0907	9/16 x 7/16
C4-0909	9/16 x 9/16
C4-1212	3/4 x 3/4
C4-1412	7/8 x 3/4
C4-1414	7/8 x 7/8
* C4-1417	7/8 x 1-1/16
* C4-1714	1-1/16 x 7/8
C4-1717	1-1/16 x 1-1/16
* C4-2117	1-5/16 x 1-1/16
C4-2121	1-5/16 x 1-5/16
* C4-2626	1-5/8 x 1-5/8

Bulkhead Nipple M/M BSPP x BSPP



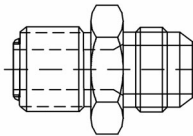
P/Number	Thread
CP6-0404	1/4 x 1/4
CP6-0606	3/8 x 3/8
CP6-0808	1/2 x 1/2
CP6-1212	3/4 x 3/4
CP6-1616	1 x 1
CP6-2020	1-1/4 x 1-1/4

Bulkhead Nipple M/M BSPP x BSPP Encapsulated Seal



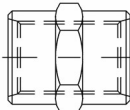
P/number	Thread
* CR6-0404	1/4 x 1/4
CR6-0606	3/8 x 3/8
CR6-0808	1/2 x 1/2
CR6-1212	3/4 x 3/4
CR6-1616	1 x 1

Nipple M/M ORFS x JIC



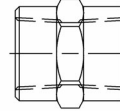
P/Number	Thread
F7-0907	9/16 x 7/16
F7-1109	11/16 x 9/16
F7-1312	13/16 x 3/4
F7-1314	13/16 x 7/8
F7-1614	1 x 7/8
F7-1917	1-3/16 x 1-1/16
F7-2321	1-7/16 x 1-5/16

Socket F/F UNO



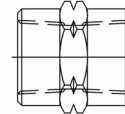
P/Number	Thread
C9-0707	7/16 x 7/16
C9-0909	9/16 x 9/16
C9-1212	3/4 x 3/4
C9-1414	7/8 x 7/8
C9-1717	1-1/16 x 1-1/16
C9-2121	1-5/16 x 1-5/16
* C9-2626	1-5/8 x 1-5/8

Socket F/F BSPT



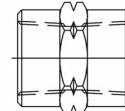
P/Number	Thread
CB9-0202	1/8 x 1/8
CB9-0402	1/4 x 1/8
CB9-0404	1/4 x 1/4
CB9-0602	3/8 x 1/8
CB9-0604	3/8 x 1/4
CB9-0606	3/8 x 3/8
CB9-0804	1/2 x 1/4
CB9-0806	1/2 x 3/8
CB9-0808	1/2 x 1/2
CB9-1208	3/4 x 1/2
CB9-1212	3/4 x 3/4
CB9-1612	1 x 3/4
CB9-1616	1 x 1
CB9-2020	1-1/4 x 1-1/4
CB9-2424	1-1/2 x 1-1/2
CB9-3232	2 x 2
CB9-4040	2-1/2 x 2-1/2

Socket F/F NPTF



P/Number	Thread
CN9-0202	1/8 x 1/8
CN9-0404	1/4 x 1/4
CN9-0606	3/8 x 3/8
CN9-0808	1/2 x 1/2
CN9-1212	3/4 x 3/4
CN9-1616	1 x 1
CN9-2020	1-1/4 x 1-1/4
CN9-2424	1-1/2 x 1-1/2
CN9-3232	2 x 2
* CN9-4040	2-1/2 x 2-1/2
* CN9-4848	3 x 3

Socket F/F BSPP



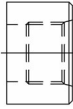
P/Number	Thread
CP9-0404	1/4 x 1/4
CP9-0606	3/8 x 3/8
CP9-0808	1/2 x 1/2
CP9-1212	3/4 x 3/4
CP9-1616	1 x 1
CP9-2020	1-1/4 x 1-1/4
CP9-2424	1-1/2 x 1-1/2
CP9-3232	2 x 2

Section 4 Adaptors



*Manufactured To Order (minimum qtys may apply)

Half Socket F UNO



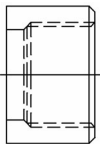
P/Number.....	Thread
C14-07.....	7/16
C14-08.....	1/2
C14-09.....	9/16
C14-12.....	3/4
C14-14.....	7/8
C14-17.....	1-1/16
C14-21.....	1-5/16
C14-26.....	1-5/8

Half Socket F BSPT



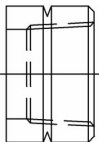
P/Number.....	Thread
CB14-02.....	1/8
CB14-04.....	1/4
CB14-06.....	3/8
CB14-08.....	1/2
CB14-12.....	3/4
CB14-16.....	1
CB14-20.....	1-1/4
CB14-24.....	1-1/2
CB14-32.....	2

Half Socket F BSPP



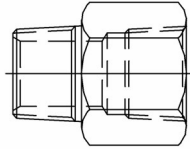
P/Number.....	Thread
* CP14-06.....	3/8
CP14-08.....	1/2
CP14-12.....	3/4
CP14-16.....	1
* CP14-20.....	1-1/4

Half Socket F NPTF



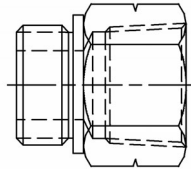
P/Number.....	Thread
CN14-02.....	1/8
CN14-04.....	1/4
CN14-06.....	3/8
CN14-08.....	1/2
CN14-12.....	3/4
CN14-16.....	1
* CN14-20.....	1-1/4
* CN14-24.....	1-1/2
CN14-32.....	2

Adaptor Fixed M/F BSPT x BSPT



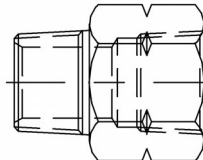
P/Number.....	Thread
CB18-0202.....	1/8 x 1/8
CB18-0204.....	1/8 x 1/4
CB18-0404.....	1/4 x 1/4
CB18-0406.....	1/4 x 3/8
CB18-0606.....	3/8 x 3/8
CB18-0608.....	3/8 x 1/2
CB18-0808.....	1/2 x 1/2
CB18-0812.....	1/2 x 3/4
CB18-1212.....	3/4 x 3/4
CB18-1616.....	1 x 1

Adaptor Fixed M/F BSPP x NPTF



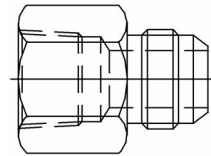
P/Number.....	Thread
CPN18-2016.....	1-1/4 x 1

Adaptor Fixed M/F NPTF x NPTF



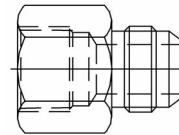
P/Number.....	Thread
CN18-0202.....	1/8 x 1/8
CN18-0204.....	1/8 x 1/4
CN18-0404.....	1/4 x 1/4
CN18-0406.....	1/4 x 3/8
CN18-0606.....	3/8 x 3/8
CN18-0608.....	3/8 x 1/2
CN18-0808.....	1/2 x 1/2
CN18-0812.....	1/2 x 3/4
CN18-1212.....	3/4 x 3/4
* CN18-1616.....	1 x 1
* CN18-2020.....	1-1/4 x 1-1/4
* CN18-2424.....	1-1/2 x 1-1/2

Adaptor Fixed F/M BSPT x JIC



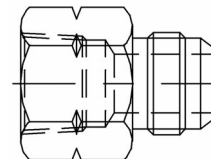
P/Number.....	Thread
CB20-0207.....	1/8 x 7/16
CB20-0209.....	1/8 x 9/16
CB20-0407.....	1/4 x 7/16
CB20-0408.....	1/4 x 1/2
CB20-0409.....	1/4 x 9/16
CB20-0609.....	3/8 x 9/16
CB20-0612.....	3/8 x 3/4
CB20-0809.....	1/2 x 9/16
CB20-0812.....	1/2 x 3/4
CB20-0814.....	1/2 x 7/8
CB20-0817.....	1/2 x 1-1/16
CB20-1217.....	3/4 x 1-1/16
CB20-1621.....	1 x 1-5/16

Gauge Adaptor Fixed F/M BSPP x JIC



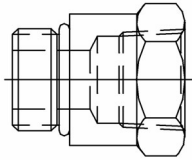
P/Number.....	Thread
CP20-0407G.....	1/4 x 7/16
CP20-0409G.....	1/4 x 9/16
CP20-0809G.....	1/2 x 9/16

Adaptor Fixed F/M NPTF x JIC



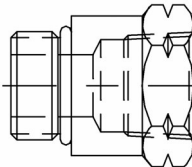
P/Number.....	Thread
CN20-0207.....	1/8 x 7/16
CN20-0208.....	1/8 x 1/2
CN20-0209.....	1/8 x 9/16
CN20-0407.....	1/4 x 7/16
CN20-0408.....	1/4 x 1/2
CN20-0409.....	1/4 x 9/16
CN20-0609.....	3/8 x 9/16
CN20-0612.....	3/8 x 3/4
CN20-0812.....	1/2 x 3/4
CN20-0814.....	1/2 x 7/8
CN20-1217.....	3/4 x 1-1/16
* CN20-1621.....	1 x 1-5/16
* CN20-2026.....	1-1/4 x 1-5/8
* CN20-2430.....	1-1/2 x 1-7/8
CN20-3240.....	2 x 2-1/2

Adaptor Fixed M/F UNO x BSPT



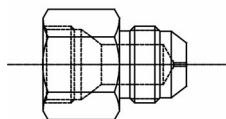
P/Number	Thread
CB21-0704	7/16 x 1/4
CB21-0904	9/16 x 1/4
CB21-0906	9/16 x 3/8
CB21-1206	3/4 x 3/8
CB21-1208	3/4 x 1/2
CB21-1406	7/8 x 3/8
CB21-1408	7/8 x 1/2
CB21-1708	1-1/16 x 1/2
CB21-1712	1-1/16 x 3/4

Adaptor Fixed M/F UNO x NPTF



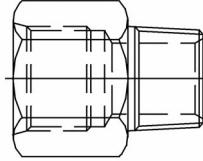
P/Number	Thread
* CN21-0704	7/16 x 1/4
* CN21-0904	9/16 x 1/4
* CN21-0906	9/16 x 3/8
* CN21-1206	3/4 x 3/8
CN21-1208	3/4 x 1/2
CN21-1406	7/8 x 3/8
* CN21-1408	7/8 x 1/2
* CN21-1708	1-1/16 x 1/2
* CN21-1712	1-1/16 x 3/4
* CN21-1716	1-1/16 x 1
* CN21-2112	1-5/16 x 3/4
* CN21-2116	1-5/16 x 1
* CN21-2616	1-5/8 x 1
* CN21-2620	1-5/8 x 1-1/4

Adaptor Fixed F/M JIC x JIC



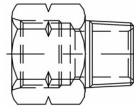
P/Number	Thread
C22-0707	7/16 x 7/16
C22-0909	9/16 x 9/16
C22-1207	3/4 x 7/16
C22-1212	3/4 x 3/4
C22-1409	7/8 x 9/16
C22-1412	7/8 x 3/4
* C22-1414	7/8 x 7/8
C22-1717	1-1/16 x 1-1/16
C22-2121	1-5/16 x 1-5/16
C22-0707Z (0.6mm orifice)	7/16x7/16
C22-0909Z (0.9mm orifice)	9/16x9/16
C22-0909Z (1.2mm orifice)	9/16x9/16
C22-1212Z (0.9mm orifice)	3/4x3/4
C22-1212Z (1.5mm orifice)	3/4x3/4
C22-1414Z (1.2mm orifice)	7/8x7/8

Adaptor Fixed F/M UNO x BSPT



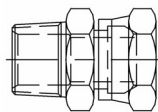
P/Number	Thread
CB22-0906	9/16 x 3/8
CB22-1206	3/4 x 3/8
CB22-1208	3/4 x 1/2
CB22-1406	7/8 x 3/8
CB22-1408	7/8 x 1/2
CB22-1712	1-1/16 x 3/4
CB22-2116	1-5/16 x 1

Adaptor F/M UNO x NPTF



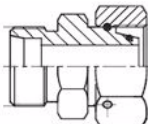
P/Number	Thread
CN22-1712	1-1/16 x 3/4

Straight Union M/F BSPT x BSPP



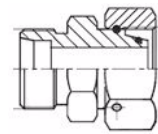
P/Number	Thread
CB24-0202	1/8 x 1/8
CB24-0404	1/4 x 1/4
CB24-0606	3/8 x 3/8
CB24-0608	3/8 x 1/2
CB24-0806	1/2 x 3/8
CB24-0808	1/2 x 1/2
CB24-0812	1/2 x 3/4
CB24-1212	3/4 x 3/4
CB24-1216	3/4 x 1
CB24-1616	1 x 1
CB24-1620	1 x 1-1/4
CB24-1624	1 x 1-1/2
CB24-2016	1-1/4 x 1
CB24-2020	1-1/4 x 1-1/4
CB24-2424	1-1/2 x 1-1/2

Straight Union M/F Metric Light



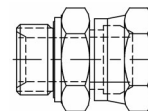
P/Number	Tube OD	Thread
CM24L-1214	6-8L	12x1.5 x 14x1.5
CM24L-1416	8-10L	14x1.5 x 16x1.5
CM24L-1618	10-12L	16x1.5 x 18x1.5
CM24L-1822	12-15L	18x1.5 x 22x1.5
CM24L-2226	15-18L	22x1.5 x 26x1.5
CM24L-2630	18-22L	26x1.5 x 30x2
CM24L-3036	22-28L	30x2 x 36x2

Straight Union M/F Metric Heavy



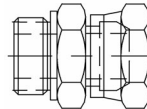
P/Number	Tube OD	Thread
CM24S-1416	6-8S	14x1.5 x 16x1.5
CM24S-1618	8-10S	16x1.5 x 18x1.5
CM24S-1820	10-12S	18x1.5 x 20x1.5
CM24S-2022	12-14S	20x1.5 x 22x1.5
CM24S-2224	14-16S	22x1.5 x 24x1.5
CM24S-2430	16-20S	24x1.5 x 30x2
CM24S-3036	20-25S	30x2 x 36x2

Straight Union M/F BSP x BSPP Encapsulated Seal



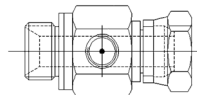
P/Number	Thread
* CR24-0404	1/4 x 1/4
* CR24-0606	3/8 x 3/8
CR24-0608	3/8 x 1/2
CR24-0808	1/2 x 1/2
* CR24-1212	3/4 x 3/4
* CR24-1616	1 x 1
* CR24-2020	1-1/4 x 1-1/4

Straight Union M/F BSP x BSPP



P/Number	Thread
CP24-0404	1/4 x 1/4
CP24-0606	3/8 x 3/8
CP24-0608	3/8 x 1/2
CP24-0808	1/2 x 1/2
CP24-1212	3/4 x 3/4
CP24-1616	1 x 1
* CP24-1620	1 x 1-1/4
CP24-2020	1-1/4 x 1-1/4

Straight Union M/F BSP x BSPP with 7/16" UNO Gauge Point



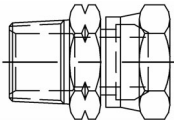
P/Number	Thread
CP24G-040407	1/4 x 1/4 x 7/16
CP24G-060607	3/8 x 3/8 x 7/16
CP24G-080807	1/2 x 1/2 x 7/16
CP24G-121207	3/4 x 3/4 x 7/16
CP24G-161607	1 x 1 x 7/16
CP24G-202007	1-1/4 x 1-1/4 x 7/16

Section 4 Adaptors



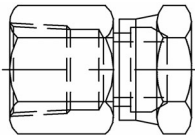
*Manufactured To Order (minimum qty's may apply)

Straight Union M/F NPTF x NPSM



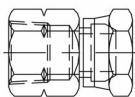
P/Number	Thread
CN24-0202	1/8 x 1/8
CN24-0404	1/4 x 1/4
CN24-0606	3/8 x 3/8
* CN24-0608	3/8 x 1/2
CN24-0808	1/2 x 1/2
CN24-1212	3/4 x 3/4
CN24-1616	1 x 1
CN24-2020	1-1/4 x 1-1/4
CN24-2424	1-1/2 x 1-1/2

Straight Union F/F BSPT x BSPP



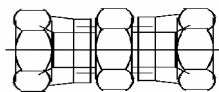
P/Number	Thread
CB25-0404	1/4 x 1/4
CB25-0606	3/8 x 3/8
CB25-0808	1/2 x 1/2
CB25-1212	3/4 x 3/4
CB25-1616	1 x 1

Straight Union F/F NPTF x NPSM



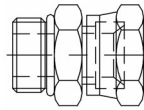
P/Number	Thread
* CN25-0404	1/4 x 1/4
CN25-0606	3/8 x 3/8
CN25-0808	1/2 x 1/2
CN25-1212	3/4 x 3/4
CN25-1616	1 x 1

Straight Union F/F Swivel x JIC



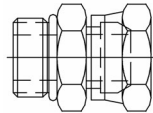
P/Number	Thread
CS25-0707	7/16 x 7/16
CS25-0909	9/16 x 9/16
* CS25-1212	3/4 x 3/4
* CS25-1414	7/8 x 7/8
* CS25-1717	1-1/16 x 1-1/16
* CS25-2121	1-5/16 x 1-5/16

Straight Union M/F UNO x JIC



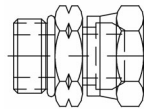
P/Number	Thread
C26-0707	7/16 x 7/16
C26-0909	9/16 x 9/16
C26-0912	9/16 x 3/4
C26-1209	3/4 x 9/16
C26-1212	3/4 x 3/4
C26-1414	7/8 x 7/8
C26-1417	7/8 x 1-1/16
C26-1717	1-1/16 x 1-1/16
C26-2121	1-5/16 x 1-5/16
C26-2626	1-5/8 x 1-5/8
* C26-3030	1-7/8 x 1-7/8

Straight Union M/F UNO x BSPP



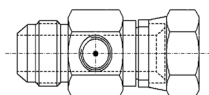
P/Number	Thread
CB26-0704	7/16 x 1/4
CB26-0904	9/16 x 1/4
CB26-1206	3/4 x 3/8
CB26-1208	3/4 x 1/2
CB26-1406	7/8 x 3/8
CB26-1408	7/8 x 1/2
* CB26-1412	7/8 x 3/4
CB26-1712	1-1/16 x 3/4
CB26-2116	1-5/16 x 1
* CB26-2620	1-5/8 x 1-1/4

Straight Union M/F UNO x NPSM



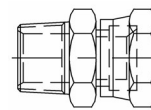
P/Number	Thread
* CN26-1206	3/4 x 3/8
CN26-1208	3/4 x 1/2
* CN26-1408	7/8 x 1/2
CN26-1412	7/8 x 3/4
CN26-1712	1-1/16 x 3/4
* CN26-2116	1-5/16 x 1
CN26-2620	1-5/8 x 1-1/4

Straight Union M/F JIC x JIC with 7/16" UNO Gauge Point



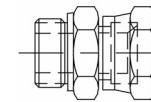
P/Number	Thread
C27G-070707	7/16 x 7/16 x 7/16
C27G-090907	9/16 x 9/16 x 7/16
C27G-121207	3/4 x 3/4 x 7/16
C27G-141407	7/8 x 7/8 x 7/16
C27G-171707	1-1/16 x 1-1/16 x 7/16
C27G-212107	1-5/16 x 1-5/16 x 7/16
C27G-262607	1-5/8 x 1-5/8 x 7/16

Straight Union M/F BSPT x JIC



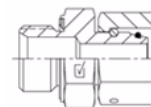
P/Number	Thread
CB27-0207	1/8 x 7/16
CB27-0407	1/4 x 7/16
CB27-0409	1/4 x 9/16
CB27-0609	3/8 x 9/16
CB27-0612	3/8 x 3/4
CB27-0614	3/8 x 7/8
CB27-0812	1/2 x 3/4
CB27-0814	1/2 x 7/8
CB27-0817	1/2 x 1-1/16
CB27-1217	3/4 x 1-1/16
CB27-1621	1 x 1-5/16
CB27-2026	1-1/4 x 1-5/8

Straight Union M/F BSPP x JIC



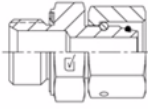
P/Number	Thread
CP27-0407	1/4 x 7/16
CP27-0409	1/4 x 9/16
CP27-0609	3/8 x 9/16
CP27-0612	3/8 x 3/4
CP27-0614	3/8 x 7/8
CP27-0812	1/2 x 3/4
CP27-0814	1/2 x 7/8
CP27-0817	1/2 x 1-1/16
CP27-1214	3/4 x 7/8
CP27-1217	3/4 x 1-1/16
CP27-1617	1 x 1-1/16
CP27-1621	1 x 1-5/16
CP27-1626	1 x 1-5/8
CP27-2021	1-1/4 x 1-5/16
CP27-2026	1-1/4 x 1-5/8
CP27-2430	1-1/2 x 1-7/8

Straight Union M/F BSPP Swivel Encapsulated Seal x Metric Light



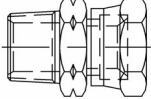
P/Number	Tube OD	Thread
CRM27L-0414	8L	1/4 x 14x1.5
CRM27L-0416	10L	1/4 x 16x1.5
CRM27L-0618	12L	3/8 x 18x1.5
CRM27L-0822	15L	1/2 x 22x1.5
CRM27L-0826	18L	1/2 x 26x1.5
CRM27L-1230	22L	3/4 x 30x2
CRM27L-1636	28L	1 x 36x2

Straight Union M/F BSPP Swivel Encapsulated Seal x Metric Heavy



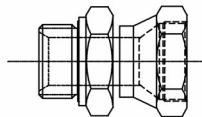
P/Number.....	Tube OD.....	Thread
CRM27S-0414.....	6S.....	1/4 x 14x1.5
CRM27S-0416.....	8S.....	1/4 x 16x1.5
CRM27S-0618.....	10S.....	3/8 x 18x1.5
CRM27S-0620.....	12S.....	3/8 x 20x1.5
CRM27S-0822.....	14S.....	1/2 x 22x1.5
CRM27S-0824.....	16S.....	1/2 x 24x1.5
CRM27S-1230.....	20S.....	3/4 x 30x2
CRM27S-1636.....	25S.....	1 x 36x2

Straight Union M/F NPTF x JIC



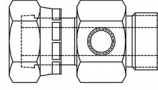
P/Number.....	Thread
CN27-0407.....	1/4 x 7/16
CN27-0409.....	1/4 x 9/16
CN27-0609.....	3/8 x 9/16
CN27-0612.....	3/8 x 3/4
CN27-0812.....	1/2 x 3/4
CN27-0814.....	1/2 x 7/8
CN27-1217.....	3/4 x 1-1/16
CN27-1621.....	1 x 1-5/16

Straight Union M/F BSPP x JIC Encapsulated Seal



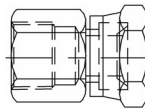
P/Number.....	Thread
CR27-0407.....	1/4 x 7/16
CR27-0409.....	1/4 x 9/16
CR27-0609.....	3/8 x 9/16
CR27-0612.....	3/8 x 3/4
CR27-0614.....	3/8 x 7/8
CR27-0812.....	1/2 x 3/4
CR27-0814.....	1/2 x 7/8
CR27-0817.....	1/2 x 1-1/16
* CR27-1214.....	3/4 x 7/8
CR27-1217.....	3/4 x 1-1/16
CR27-1617.....	1 x 1-1/16
CR27-1621.....	1 x 1-5/16
CR27-2021.....	1-1/4 x 1-5/16
CR27-2026.....	1-1/4 x 1-5/8

Straight Union M/F ORFS x ORFS with 7/16" UNO Gauge Point



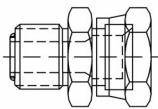
P/Number.....	Thread
F27G-090907.....	9/16 x 9/16 x 7/16
F27G-111107.....	11/16 x 11/16 x 7/16
F27G-131307.....	13/16 x 13/16 x 7/16
F27G-161607.....	1 x 1 x 7/16
F27G-191907.....	1-3/16 x 1-3/16 x 7/16
F27G-232307.....	1-7/16 x 1-7/16 x 7/16
F27G-272707.....	1-11/16 x 1-11/16 x 7/16

Gauge Adaptor Union F/F BSPP x JIC Gauge



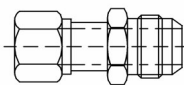
P/Number.....	Thread
CP28-0409G.....	1/4 x 9/16

Straight Union M/F ORFS x JIC



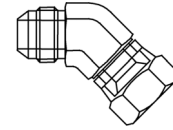
P/Number.....	Thread
F28-1109.....	11/16 x 9/16
F28-1312.....	13/16 x 3/4
F28-1614.....	1 x 7/8
* F28-1917.....	1-3/16 x 1-1/16
F28-2321.....	1-7/16 x 1-5/16

Straight Union F/M ORFS x JIC



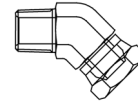
P/Number.....	Thread
F29-0907.....	9/16 x 7/16
F29-1109.....	11/16 x 9/16
F29-1312.....	13/16 x 3/4
F29-1314.....	13/16 x 7/8
F29-1614.....	1 x 7/8
F29-1917.....	1-3/16 x 1-1/16
F29-2321.....	1-7/16 x 1-5/16
* F29-2726.....	1-11/16 x 1-5/8

45 deg Union M/F JIC x JIC



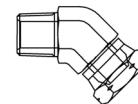
P/Number.....	Thread
C30-0707F.....	7/16 x 7/16
C30-0709F.....	7/16 x 9/16
C30-0808F.....	1/2 x 1/2
C30-0909F.....	9/16 x 9/16
C30-1212F.....	3/4 x 3/4
C30-1412F.....	7/8 x 3/4
C30-1414F.....	7/8 x 7/8
C30-1717F.....	1-1/16 x 1-1/16
C30-2121F.....	1-5/16 x 1-5/16
C30-2626F.....	1-5/8 x 1-5/8
C30-3030.....	1-7/8 x 1-7/8
C30-4040.....	2-1/2 x 2-1/2

45 deg Union M/F BSPT x BSPP



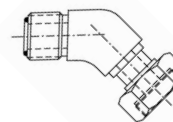
P/Number.....	Thread
CB30-0202F.....	1/8 x 1/8
CB30-0404F.....	1/4 x 1/4
CB30-0606F.....	3/8 x 3/8
CB30-0808F.....	1/2 x 1/2
CB30-1212F.....	3/4 x 3/4
CB30-1616F.....	1 x 1

45 deg Union M/F NPTF x NPSM



P/Number.....	Thread
CN30-0202.....	1/8 x 1/8
* CN30-0404.....	1/4 x 1/4
* CN30-0606.....	3/8 x 3/8
* CN30-0808.....	1/2 x 1/2
* CN30-1212.....	3/4 x 3/4
* CN30-1616.....	1 x 1

45 deg Union M/F ORFS x ORFS



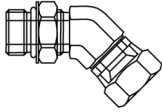
P/Number.....	Thread
* F30-0909.....	9/16 x 9/16
* F30-1111.....	11/16 x 11/16
F30-1313.....	13/16 x 13/16
* F30-1616.....	1 x 1
* F30-1919.....	1-3/16 x 1-3/16
* F30-2323.....	1-7/16 x 1-7/16

Section 4 Adaptors



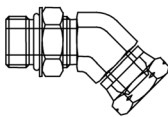
*Manufactured To Order (minimum qty's may apply)

45 deg Union M/F UNO x JIC



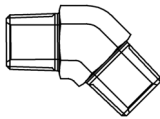
P/Number.....	Thread
C31-0909.....	9/16 x 9/16
* C31-1212.....	3/4 x 3/4
* C31-1414.....	7/8 x 7/8
* C31-1717.....	1-1/16 x 1-1/16
C31-2121.....	1-5/16 x 1-5/16

45 deg Union M/F UNO x NPSM



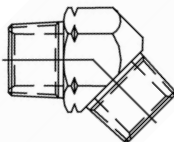
P/Number.....	Thread
CN31-1208.....	3/4 x 1/2
* CN31-1408.....	7/8 x 1/2

45 deg Elbow M/M BSPT x BSPT



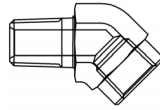
P/Number.....	Thread
CB36-0202F.....	1/8 x 1/8
CB36-0404F.....	1/4 x 1/4
CB36-0606F.....	3/8 x 3/8
CB36-0808F.....	1/2 x 1/2
CB36-1208F.....	3/4 x 1/2
CB36-1212F.....	3/4 x 3/4
CB36-1612F.....	1 x 3/4
CB36-1616F.....	1 x 1
* CB36-2424.....	1-1/2 x 1-1/2

Elbow 45 deg M/M NPTF x NPTF



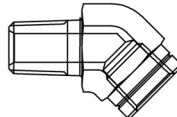
P/Number.....	Thread
* CN36-0202.....	1/8 x 1/8
CN36-0404F.....	1/4 x 1/4
* CN36-0606.....	3/8 x 3/8
* CN36-0808.....	1/2 x 1/2
* CN36-1212.....	3/4 x 3/4
* CN36-1616.....	1 x 1

45 deg Elbow M/F BSPT x BSPT



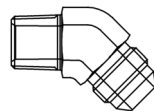
P/Number.....	Thread
CB37-0202F.....	1/8 x 1/8
CB37-0404F.....	1/4 x 1/4
CB37-0606F.....	3/8 x 3/8
CB37-0808F.....	1/2 x 1/2
CB37-1212F.....	3/4 x 3/4
CB37-1616F.....	1 x 1

45 deg Elbow M/F NPTF x NPTF



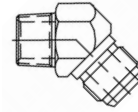
P/Number.....	Thread
CN37-0202F.....	1/8 x 1/8
CN37-0404F.....	1/4 x 1/4
CN37-0606F.....	3/8 x 3/8
CN37-0808F.....	1/2 x 1/2
CN37-1212F.....	3/4 x 3/4
CN37-1616F.....	1 x 1
CN37-2020.....	1-1/4 x 1-1/4

Elbow 45 deg M/M BSPT x JIC



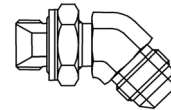
P/Number.....	Thread
CB38-0207F.....	1/8 x 7/16
CB38-0407F.....	1/4 x 7/16
CB38-0408F.....	1/4 x 1/2
CB38-0409F.....	1/4 x 9/16
CB38-0412F.....	1/4 x 3/4
CB38-0609F.....	3/8 x 9/16
CB38-0612F.....	3/8 x 3/4
CB38-0614.....	3/8 x 7/8
CB38-0809F.....	1/2 x 9/16
CB38-0812F.....	1/2 x 3/4
CB38-0814F.....	1/2 x 7/8
CB38-0817F.....	1/2 x 1-1/16
CB38-1214F.....	3/4 x 7/8
CB38-1217F.....	3/4 x 1-1/16
CB38-1221F.....	3/4 x 1-5/16
CB38-1621F.....	1 x 1-5/16
CB38-1626F.....	1 x 1-5/8
CB38-2026F.....	1-1/4 x 1-5/8
CB38-2430.....	1-1/2 x 1-7/8
CB38-3240.....	2 x 2-1/2

Elbow 45 deg M/M BSPT x JIS



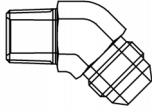
P/Number.....	Thread
* CBJ38-0404.....	1/4 x 1/4
CBJ38-0606.....	3/8 x 3/8
CBJ38-0808.....	1/2 x 1/2
CBJ38-1212.....	3/4 x 3/4
CBJ38-1616.....	1 x 1

45 deg Elbow M/M BSPP x JIC



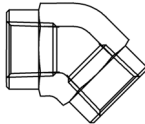
P/Number.....	Thread
CP38-0407F.....	1/4 x 7/16
CP38-0409F.....	1/4 x 9/16
CP38-0412F.....	1/4 x 3/4
CP38-0609F.....	3/8 x 9/16
CP38-0612F.....	3/8 x 3/4
CP38-0809F.....	1/2 x 9/16
CP38-0812F.....	1/2 x 3/4
CP38-0814F.....	1/2 x 7/8
CP38-0817F.....	1/2 x 1-1/16
CP38-1212F.....	3/4 x 3/4
CP38-1217F.....	3/4 x 1-1/16
CP38-1621.....	1 x 1-5/16
CP38-2026F.....	1-1/4 x 1-5/8
* CP38-2430.....	1-1/2 x 1-7/8

45 deg Elbow M/M NPTF x JIC



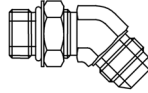
P/Number.....	Thread
CN38-0207F.....	1/8 x 7/16
CN38-0407F.....	1/4 x 7/16
CN38-0409F.....	1/4 x 9/16
CN38-0412F.....	1/4 x 3/4
CN38-0609F.....	3/8 x 9/16
CN38-0612F.....	3/8 x 3/4
* CN38-0614.....	3/8 x 7/8
CN38-0809F.....	1/2 x 9/16
CN38-0812F.....	1/2 x 3/4
CN38-0814F.....	1/2 x 7/8
* CN38-1212.....	3/4 x 3/4
CN38-1214F.....	3/4 x 7/8
CN38-1217F.....	3/4 x 1-1/16
* CN38-1221.....	3/4 x 1-5/16
CN38-1617F.....	1 x 1-1/16
CN38-1621F.....	1 x 1-5/16
CN38-1626.....	1 x 1-5/8
CN38-2021F.....	1-1/4 x 1-5/16
CN38-2026F.....	1-1/4 x 1-5/8
CN38-2030.....	1-1/4 x 1-7/8
CN38-2430.....	1-1/2 x 1-7/8
CN38-3230.....	2 x 1-7/8
CN38-3240.....	2 x 2-1/2

45 deg Elbow F/F BSPT x BSPT



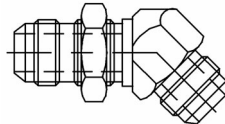
P/Number.....	Thread
CB39-0404F.....	1/4 x 1/4
CB39-0606F.....	3/8 x 3/8
CB39-0808F.....	1/2 x 1/2
CB39-1212F.....	3/4 x 3/4
CB39-1616F.....	1 x 1

45 deg Elbow M/M UNO x JIC



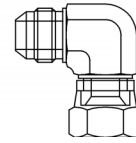
P/Number.....	Thread
C40-0707F.....	7/16 x 7/16
C40-0907F.....	9/16 x 7/16
C40-0909F.....	9/16 x 9/16
C40-0912F.....	9/16 x 3/4
C40-1209F.....	3/4 x 9/16
C40-1212F.....	3/4 x 3/4
C40-1214F.....	3/4 x 7/8
C40-1412F.....	7/8 x 3/4
C40-1414F.....	7/8 x 7/8
C40-1417F.....	7/8 x 1-1/16
* C40-1712.....	1-1/16 x 3/4
C40-1714F.....	1-1/16 x 7/8
C40-1717F.....	1-1/16 x 1-1/16
C40-1721F.....	1-1/16 x 1-5/16
C40-2117F.....	1-5/16 x 1-1/16
C40-2121F.....	1-5/16 x 1-5/16
C40-2126F.....	1-5/16 x 1-5/8
C40-2621F.....	1-5/8 x 1-5/16
C40-2626F.....	1-5/8 x 1-5/8
C40-3030.....	1-7/8 x 1-7/8
* C40-4040.....	2-1/2 x 2-1/2

Bulkhead Elbow 45 deg M/M JIC x JIC



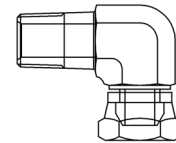
P/Number.....	Thread
C42-0707.....	7/16 x 7/16
C42-0909.....	9/16 x 9/16
C42-1212.....	3/4 x 3/4
C42-1414.....	7/8 x 7/8
C42-1717.....	1-1/16 x 1-1/16
C42-2121.....	1-5/16 x 1-5/16
* C42-2626.....	1-5/8 x 1-5/8

90 deg Union M/F JIC x JIC



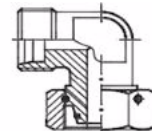
P/Number.....	Thread
C46-0707F.....	7/16 x 7/16
C46-0808F.....	1/2 x 1/2
C46-0909F.....	9/16 x 9/16
C46-1212F.....	3/4 x 3/4
C46-1214F.....	3/4 x 7/8
C46-1412F.....	7/8 x 3/4
C46-1414F.....	7/8 x 7/8
C46-1417F.....	7/8 x 1-1/16
C46-1714F.....	1-1/16 x 7/8
C46-1717F.....	1-1/16 x 1-1/16
C46-2121F.....	1-5/16 x 1-5/16
C46-2626F.....	1-5/8 x 1-5/8
C46-3030F.....	1-7/8 x 1-7/8
C46-4040.....	2-1/2 x 2-1/2

90 deg Union M/F BSPT x BSPP



P/Number.....	Thread
CB46-0202F.....	1/8 x 1/8
CB46-0404F.....	1/4 x 1/4
CB46-0406F.....	1/4 x 3/8
CB46-0604F.....	3/8 x 1/4
CB46-0606F.....	3/8 x 3/8
CB46-0608F.....	3/8 x 1/2
CB46-0806F.....	1/2 x 3/8
CB46-0808F.....	1/2 x 1/2
CB46-1208F.....	3/4 x 1/2
CB46-1212F.....	3/4 x 3/4
CB46-1616F.....	1 x 1
CB46-2020.....	1-1/4 x 1-1/4
CB46-2424.....	1-1/2 x 1-1/2
CB46-3232.....	2 x 2

90 deg Union M/F Metric Light



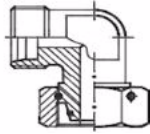
P/Number.....	Tube OD	Thread
CM46L-1212.....	6L.....	12x1.5
CM46L-1414.....	8L.....	14x1.5
CM46L-1616.....	10L.....	16x1.5
CM46L-1818.....	12L.....	18x1.5
CM46L-2222.....	15L.....	22x1.5
CM46L-2626.....	18L.....	26X1.5
CM46L-3030.....	22L.....	30x2
CM46L-3636.....	28L.....	36x2

Section 4 Adaptors



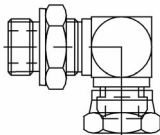
*Manufactured To Order (minimum qtys may apply)

90 deg Union M/F Metric Heavy



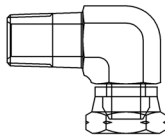
P/Number.....	Tube OD.....	Thread.....
CM46S-1414.....	6S.....	14x1.5
CM46S-1616.....	8S.....	16x1.5
CM46S-1818.....	10S.....	18x1.5
CM46S-2020.....	12S.....	20x1.5
CM46S-2222.....	14S.....	22x1.5
CM46S-2424.....	16S.....	24x1.5
CM46S-3030.....	20S.....	30x2
CM46S-3636.....	25S.....	36x2

90 deg Union M/F BSPP x BSPP



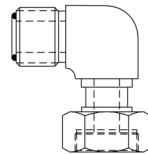
P/Number.....	Thread.....
CP46-0404F.....	1/4 x 1/4
CP46-0606F.....	3/8 x 3/8
CP46-0808F.....	1/2 x 1/2
CP46-1212F.....	3/4 x 3/4
CP46-1216F.....	3/4 x 1
CP46-1616F.....	1 x 1

90 deg Union M/F NPTF x NPSM



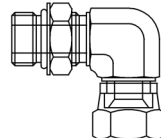
P/Number.....	Thread.....
CN46-0202F.....	1/8 x 1/8
CN46-0404F.....	1/4 x 1/4
CN46-0606F.....	3/8 x 3/8
CN46-0808F.....	1/2 x 1/2
CN46-1212F.....	3/4 x 3/4
CN46-1616F.....	1 x 1

90 deg Union M/F ORFS x ORFS



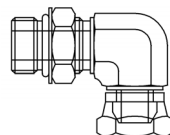
P/Number.....	Thread.....
F46-0909F.....	9/16 x 9/16
F46-1111F.....	11/16 x 11/16
F46-1313F.....	13/16 x 13/16
F46-1616F.....	1 x 1
F46-1919F.....	1-3/16 x 1-3/16
F46-2323F.....	1-7/16 x 1-7/16

90 deg Union M/F UNO x JIC



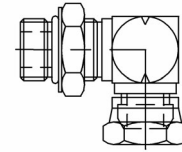
P/Number.....	Thread.....
C47-0707F.....	7/16 x 7/16
C47-0909F.....	9/16 x 9/16
C47-1209F.....	3/4 x 9/16
C47-1212F.....	3/4 x 3/4
C47-1412F.....	7/8 x 3/4
C47-1414F.....	7/8 x 7/8
C47-1717F.....	1-1/16 x 1-1/16
C47-2121F.....	1-5/16 x 1-5/16

90 deg Union M/F UNO x BSPP



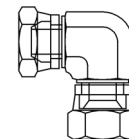
P/Number.....	Thread.....
CB47-0904F.....	9/16 x 1/4
CB47-0906F.....	9/16 x 3/8
CB47-1206F.....	3/4 x 3/8
CB47-1208F.....	3/4 x 1/2
CB47-1408F.....	7/8 x 1/2
CB47-1712F.....	1-1/16 x 3/4
CB47-2116F.....	1-5/16 x 1

90 deg Union M/F UNO x NPSM



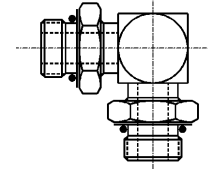
P/Number.....	Thread.....
* CN47-0904.....	9/16 x 1/4
* CN47-1206.....	3/4 x 3/8
* CN47-1208.....	3/4 x 1/2
* CN47-1408.....	7/8 x 1/2
* CN47-1712.....	1-1/16 x 3/4
* CN47-2116.....	1-5/16 x 1
* CN47-2620.....	1-5/8 x 1-1/4

90 deg Elbow F/F BSPT x JIC



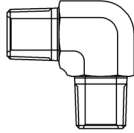
P/Number.....	Thread.....
CB48-0209F.....	1/8 x 9/16
CB48-1217F.....	3/4 x 1-1/16

90 deg Elbow M/M UNO x UNO



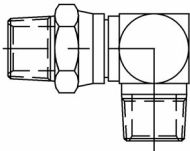
P/Number.....	Thread.....
ZC52-0909F.....	9/16 x 9/16
* ZC52-1209F.....	3/4 x 9/16
ZC52-1212.....	3/4 x 3/4
* ZC52-1212Z.....	3/4 x 3/4
ZC52-1412F.....	7/8 x 3/4
ZC52-1717.....	1-1/16 x 1-1/16

90 deg Elbow M/M BSPT x BSPT



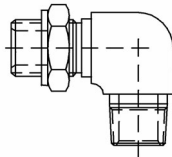
P/Number	Thread
CB53-0202F	1/8 x 1/8
CB53-0402F	1/4 x 1/8
CB53-0404F	1/4 x 1/4
CB53-0604F	3/8 x 1/4
CB53-0606F	3/8 x 3/8
CB53-0804F	1/2 x 1/4
CB53-0806F	1/2 x 3/8
CB53-0808F	1/2 x 1/2
CB53-1208F	3/4 x 1/2
CB53-1212F	3/4 x 3/4
CB53-1612F	1 x 3/4
CB53-1616F	1 x 1
CB53-2012F	1-1/4 x 3/4
CB53-2016F	1-1/4 x 1
CB53-2020F	1-1/4 x 1-1/4
CB53-2424F	1-1/2 x 1-1/2
CB53-3232	2 x 2

90 deg Elbow M/M BSPT Swivel x BSPT



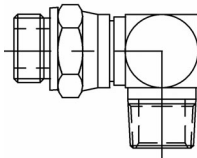
P/Number	Thread
CBS53-0606	3/8 x 3/8
CBS53-0808	1/2 x 1/2
CBS53-1208	3/4 x 1/2
* CBS53-1212	3/4 x 3/4

90 deg Elbow M/M BSPP x BSPT



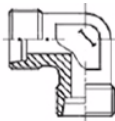
P/Number	Thread
CPB53-0404F	1/4 x 1/4
CPB53-0406F	1/4 x 3/8
CPB53-0604F	3/8 x 1/4
CPB53-0606F	3/8 x 3/8
CPB53-0608F	3/8 x 1/2
CPB53-0806F	1/2 x 3/8
CPB53-0808F	1/2 x 1/2
CPB53-0812F	1/2 x 3/4
CPB53-1212F	3/4 x 3/4
CPB53-1612F	1 x 3/4
CPB53-1616F	1 x 1
CPB53-2020F	1-1/4 x 1-1/4
CPB53-2424F	1-1/2 x 1-1/2

90 deg Elbow M/M BSPP Swivel x BSPT



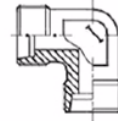
P/Number	Thread
CPBS53-0606	3/8 x 3/8
CPBS53-0808	1/2 x 1/2
CPBS53-1208	3/4 x 1/2

90 deg Elbow M/M Metric Light



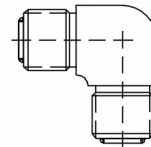
P/Number	Tube OD	Thread
CM53L-1212	6L	12x1.5
CM53L-1414	8L	14x1.5
CM53L-1616	10L	16x1.5
CM53L-1818	12L	18x1.5
CM53L-2222	15L	22x1.5
CM53L-2626	18L	26x1.5
CM53L-3030	22L	30x2
CM53L-3636	28L	36x2

90 deg Elbow M/M Metric Heavy



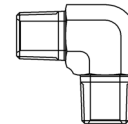
P/Number	Tube OD	Thread
CM53S-1414	6S	14x1.5
CM53S-1616	8S	16x1.5
CM53S-1818	10S	18x1.5
CM53S-2020	12S	20x1.5
CM53S-2222	14S	22x1.5
CM53S-2424	16S	24x1.5
CM53S-3030	20S	30x2
CM53S-3636	25S	36x2

90 deg Elbow M/M ORFS x ORFS



P/Number	Thread
F53-0909	9/16 x 9/16
* F53-1111F	11/16 x 11/16
F53-1313	13/16 x 13/16
F53-1616	1 x 1
* F53-1919	1-3/16 x 1-3/16
F53-2323	1-7/16 x 1-7/16

90 deg Elbow M/M NPTF x NPTF



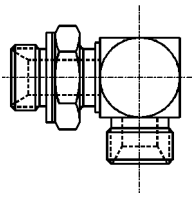
P/Number	Thread
CN53-0202F	1/8 x 1/8
CN53-0404F	1/4 x 1/4
CN53-0604F	3/8 x 1/4
CN53-0606F	3/8 x 3/8
* CN53-0804	1/2 x 1/4
CN53-0806F	1/2 x 3/8
CN53-0808F	1/2 x 1/2
CN53-1208F	3/4 x 1/2
CN53-1212F	3/4 x 3/4
CN53-1612F	1 x 3/4
CN53-1616F	1 x 1
CN53-2020F	1-1/4 x 1-1/4
CN53-2424F	1-1/2 x 1-1/2
CN53-3232	2 x 2

Section 4 Adaptors



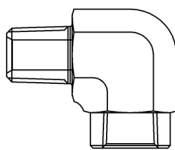
*Manufactured To Order (minimum qty's may apply)

90 deg Elbow M/M BSPP x BSPP



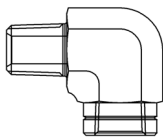
P/Number.....	Thread
* CP53-0404	1/4 x 1/4
CP53-0606	3/8 x 3/8
CP53-0808	1/2 x 1/2

90 deg Elbow M/F BSPT x BSPT



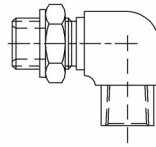
P/Number.....	Thread
CB54-0202F	1/8 x 1/8
CB54-0204F	1/8 x 1/4
CB54-0404F	1/4 x 1/4
CB54-0606F	3/8 x 3/8
CB54-0608F	3/8 x 1/2
CB54-0806F	1/2 x 3/8
CB54-0808F	1/2 x 1/2
CB54-0812F	1/2 x 3/4
CB54-1208F	3/4 x 1/2
CB54-1212F	3/4 x 3/4
CB54-1616F	1 x 1
CB54-2020F	1-1/4 x 1-1/4
CB54-2424	1-1/2 x 1-1/2
CB54-3232	2 x 2

90 deg Elbow M/F NPTF x NPTF



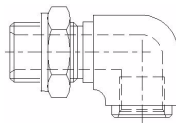
P/Number.....	Thread
CN54-0202F	1/8 x 1/8
CN54-0204F	1/8 x 1/4
CN54-0404F	1/4 x 1/4
CN54-0406F	1/4 x 3/8
CN54-0606F	3/8 x 3/8
CN54-0806F	1/2 x 3/8
CN54-0808F	1/2 x 1/2
CN54-1212F	3/4 x 3/4
* CN54-1216F	3/4 x 1
CN54-1616F	1 x 1
CN54-2020F	1-1/4 x 1-1/4
CN54-2424	1-1/2 x 1-1/2
CN54-3232	2 x 2

90 deg Elbow M/F BSPP x BSPT



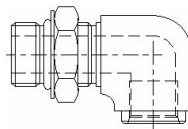
P/Number.....	Thread
* CPB54-0808F	1/2 x 1/2
CPB54-1212F	3/4 x 3/4

90 deg Elbow M/F BSPP x UNO



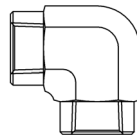
P/Number.....	Thread
CPU54-0609F	3/8 x 9/16

90 deg Elbow M/F UNO x UNO



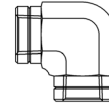
P/Number.....	Thread
CU54-0909F	9/16 x 9/16
CU54-1209F	3/4 x 9/16

90 deg Elbow F/F BSPT x BSPT



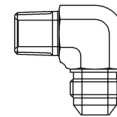
P/Number.....	Thread
CB55-0202F	1/8 x 1/8
CB55-0404F	1/4 x 1/4
CB55-0606F	3/8 x 3/8
CB55-0806F	1/2 x 3/8
CB55-0808F	1/2 x 1/2
CB55-1208F	3/4 x 1/2
CB55-1212F	3/4 x 3/4
CB55-1616F	1 x 1
CB55-2020F	1-1/4 x 1-1/4
CB55-2424	1-1/2 x 1-1/2

90 deg Elbow F/F NPTF x NPTF



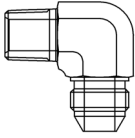
P/Number.....	Thread
CN55-0202F	1/8 x 1/8
CN55-0404F	1/4 x 1/4
CN55-0606F	3/8 x 3/8
* CN55-0806	1/2 x 3/8
CN55-0808F	1/2 x 1/2
* CN55-1208	3/4 x 1/2
CN55-1212F	3/4 x 3/4
CN55-1616F	1 x 1
CN55-2020F	1-1/4 x 1-1/4
* CN55-2424	1-1/2 x 1-1/2

90 deg Elbow M/M BSPT x JIC



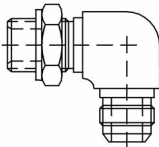
P/Number.....	Thread
* CB56-0206F	1/8 x 3/8
CB56-0207F	1/8 x 7/16
CB56-0208F	1/8 x 1/2
CB56-0209F	1/8 x 9/16
CB56-0407F	1/4 x 7/16
CB56-0408F	1/4 x 1/2
CB56-0409F	1/4 x 9/16
CB56-0412F	1/4 x 3/4
CB56-0607F	3/8 x 7/16
CB56-0609F	3/8 x 9/16
CB56-0612F	3/8 x 3/4
CB56-0614F	3/8 x 7/8
CB56-0807F	1/2 x 7/16
CB56-0809F	1/2 x 9/16
CB56-0812F	1/2 x 3/4
CB56-0814F	1/2 x 7/8
CB56-0817F	1/2 x 1-1/16
CB56-1209F	3/4 x 9/16
CB56-1212F	3/4 x 3/4
CB56-1214F	3/4 x 7/8
CB56-1217F	3/4 x 1-1/16
CB56-1221F	3/4 x 1-5/16
CB56-1612F	1 x 3/4
CB56-1614F	1 x 7/8
CB56-1617F	1 x 1-1/16
CB56-1621F	1 x 1-5/16
CB56-1626F	1 x 1-5/8
CB56-2017F	1-1/4 x 1-1/16
CB56-2021F	1-1/4 x 1-5/16
CB56-2026F	1-1/4 x 1-5/8
CB56-2030F	1-1/4 x 1-7/8
CB56-2426F	1-1/2 x 1-5/8
CB56-2430F	1-1/2 x 1-7/8
* CB56-2440	1-1/2 x 2-1/2
* CB56-3230	2 x 1-7/8
CB56-3240	2 x 2-1/2

90 deg Elbow M/M BSPT x JIS



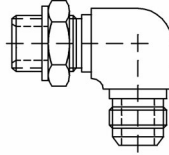
P/Number.....	Thread
CBJ56-0404F.....	1/4 x 1/4
CBJ56-0606F.....	3/8 x 3/8
CBJ56-0808.....	1/2 x 1/2
CBJ56-1212.....	3/4 x 3/4
* CBJ56-1616.....	1 x 1

90 deg Elbow M/M BSPP x JIC



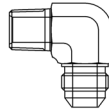
P/Number.....	Thread
CP56-0207F.....	1/8 x 7/16
CP56-0209F.....	1/8 x 9/16
CP56-0407F.....	1/4 x 7/16
CP56-0409F.....	1/4 x 9/16
CP56-0412F.....	1/4 x 3/4
CP56-0607F.....	3/8 x 7/16
CP56-0609F.....	3/8 x 9/16
CP56-0612F.....	3/8 x 3/4
CP56-0614F.....	3/8 x 7/8
CP56-0809F.....	1/2 x 9/16
CP56-0812F.....	1/2 x 3/4
CP56-0814F.....	1/2 x 7/8
CP56-0817F.....	1/2 x 1-1/16
CP56-0821F.....	1/2 x 1-5/16
CP56-1212F.....	3/4 x 3/4
CP56-1214F.....	3/4 x 7/8
CP56-1217F.....	3/4 x 1-1/16
CP56-1221F.....	3/4 x 1-5/16
CP56-1617F.....	1 x 1-1/16
CP56-1621F.....	1 x 1-5/16
CP56-1626F.....	1 x 1-5/8
CP56-2017F.....	1-1/4 x 1-1/16
CP56-2021F.....	1-1/4 x 1-5/16
CP56-2026F.....	1-1/4 x 1-5/8
CP56-2030F.....	1-1/4 x 1-7/8
CP56-2421F.....	1-1/2 x 1-5/16
CP56-2426F.....	1-1/2 x 1-5/8
CP56-2430F.....	1-1/2 x 1-7/8
CP56-3240.....	2 x 2-1/2

90 deg Elbow M/M Metric x JIC



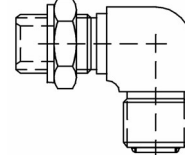
P/Number.....	Thread
CM56-1207F.....	12x1.5 x 7/16
CM56-1409F.....	14x1.5 x 9/16
CM56-1609F.....	16x1.5 x 9/16
CM56-1809F.....	18x1.5 x 9/16
CM56-1812F.....	18x1.5 x 3/4
CM56-2212F.....	22x1.5 x 3/4

90 deg Elbow M/M NPTF x JIC



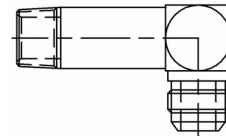
P/Number.....	Thread
CN56-0207F.....	1/8 x 7/16
CN56-0208F.....	1/8 x 1/2
CN56-0209F.....	1/8 x 9/16
CN56-0407F.....	1/4 x 7/16
* CN56-0408.....	1/4 x 1/2
CN56-0409F.....	1/4 x 9/16
CN56-0412F.....	1/4 x 3/4
CN56-0607F.....	3/8 x 7/16
CN56-0609F.....	3/8 x 9/16
CN56-0612F.....	3/8 x 3/4
CN56-0614F.....	3/8 x 7/8
* CN56-0617.....	3/8 x 1-1/16
CN56-0807F.....	1/2 x 7/16
CN56-0809F.....	1/2 x 9/16
CN56-0812F.....	1/2 x 3/4
CN56-0814F.....	1/2 x 7/8
CN56-0817F.....	1/2 x 1-1/16
CN56-1207F.....	3/4 x 7/16
CN56-1209F.....	3/4 x 9/16
CN56-1212F.....	3/4 x 3/4
CN56-1214F.....	3/4 x 7/8
CN56-1217F.....	3/4 x 1-1/16
CN56-1221F.....	3/4 x 1-5/16
CN56-1617F.....	1 x 1-1/16
CN56-1621F.....	1 x 1-5/16
CN56-1626F.....	1 x 1-5/8
CN56-2017F.....	1-1/4 x 1-1/16
CN56-2021F.....	1-1/4 x 1-5/16
CN56-2026F.....	1-1/4 x 1-5/8
CN56-2030F.....	1-1/4 x 1-7/8
CN56-2426F.....	1-1/2 x 1-5/8
CN56-2430F.....	1-1/2 x 1-7/8
CN56-3240.....	2 x 2-1/2

90 deg Elbow M/M BSPP x ORFS



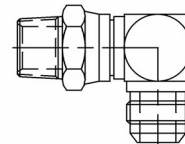
P/Number.....	Thread
FP56-0811F.....	1/2 x 11/16
FP56-0813F.....	1/2 x 13/16
FP56-0816F.....	1/2 x 1
FP56-0819F.....	1/2 x 1-3/16
FP56-1213F.....	3/4 x 13/16
FP56-1216F.....	3/4 x 1
FP56-1623F.....	1 x 1-7/16

90 deg Elbow M/M BSPT Extended x JIC



P/Number.....	Thread
CB57-0207.....	1/8 x 7/16
CB57-0407.....	1/4 x 7/16
CB57-0409.....	1/4 x 9/16
CB57-0609.....	3/8 x 9/16
CB57-0612.....	3/8 x 3/4
CB57-0812.....	1/2 x 3/4
CB57-0814.....	1/2 x 7/8
* CB57-1217.....	3/4 x 1-1/16
* CB57-1621.....	1 x 1-5/16

90 deg Elbow M/M BSPT Swivel x JIC



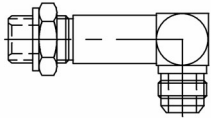
P/Number.....	Thread
CBS57-0407.....	1/4 x 7/16
CBS57-0612.....	3/8 x 3/4
CBS57-0812.....	1/2 x 3/4
CBS57-0814.....	1/2 x 7/8
* CBS57-0817.....	1/2 x 1-1/16
CBS57-1217.....	3/4 x 1-1/16
* CBS57-1221.....	3/4 x 1-5/16
* CBS57-1621.....	1 x 1-5/16

Section 4 Adaptors



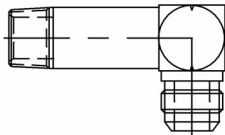
*Manufactured To Order (minimum qtys may apply)

90 deg Elbow M/M BSPP Extended x JIC



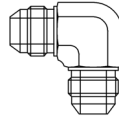
P/Number.....	Thread
CP57-0612.....	3/8 x 3/4
CP57-0814.....	1/2 x 7/8
* CP57-1217.....	3/4 x 1-1/16
* CP57-1221.....	3/4 x 1-5/16
* CP57-1621.....	1 x 1-5/16

90 deg Elbow M/M NPTF Extended x JIC



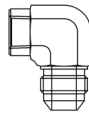
P/Number.....	Thread
CN57-0207.....	1/8 x 7/16
* CN57-0209.....	1/8 x 9/16
CN57-0407.....	1/4 x 7/16
* CN57-0409.....	1/4 x 9/16
CN57-0609.....	3/8 x 9/16
* CN57-0612.....	3/8 x 3/4
* CN57-0812.....	1/2 x 3/4
CN57-0814.....	1/2 x 7/8
* CN57-1212.....	3/4 x 3/4
* CN57-1217.....	3/4 x 1-1/16
* CN57-1621.....	1 x 1-5/16

90 deg Elbow M/M JIC x JIC



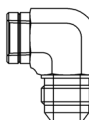
P/Number.....	Thread
* C58-0606.....	3/8 x 3/8
C58-0707F.....	7/16 x 7/16
C58-0808F.....	1/2 x 1/2
* C58-0908.....	9/16 x 1/2
C58-0909F.....	9/16 x 9/16
C58-1209F.....	3/4 x 9/16
C58-1212F.....	3/4 x 3/4
C58-1412F.....	7/8 x 3/4
C58-1414F.....	7/8 x 7/8
C58-1712F.....	1-1/16 x 3/4
C58-1714F.....	1-1/16 x 7/8
C58-1717F.....	1-1/16 x 1-1/16
C58-2117F.....	1-5/16 x 1-1/16
C58-2121F.....	1-5/16 x 1-5/16
C58-2626F.....	1-5/8 x 1-5/8
C58-3030F.....	1-7/8 x 1-7/8

90 deg Elbow F/M BSPT x JIC



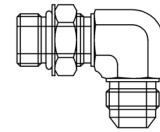
P/Number.....	Thread
CB58-0407F.....	1/4 x 7/16
CB58-0409F.....	1/4 x 9/16
CB58-0609F.....	3/8 x 9/16
CB58-0612F.....	3/8 x 3/4
CB58-0614F.....	3/8 x 7/8
CB58-0812F.....	1/2 x 3/4
CB58-0814F.....	1/2 x 7/8
CB58-1217F.....	3/4 x 1-1/16
CB58-1621F.....	1 x 1-5/16

90 deg Elbow F/M NPTF x JIC



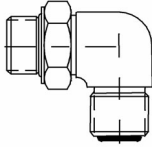
P/Number.....	Thread
* CN58-0207F.....	1/8 x 7/16
CN58-0407F.....	1/4 x 7/16
CN58-0409F.....	1/4 x 9/16
* CN58-0612.....	3/8 x 3/4
CN58-0812F.....	1/2 x 3/4
* CN58-1217.....	3/4 x 1-1/16
* CN58-1621.....	1 x 1-5/16

90 deg Elbow M/M UNO x JIC



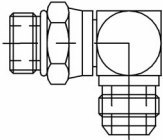
P/Number.....	Thread
C59-0707F.....	7/16 x 7/16
C59-0708F.....	7/16 x 1/2
C59-0709F.....	7/16 x 9/16
C59-0712.....	7/16 x 3/4
C59-0807F.....	1/2 x 7/16
C59-0808F.....	1/2 x 1/2
C59-0809F.....	1/2 x 9/16
C59-0907F.....	9/16 x 7/16
C59-0908F.....	9/16 x 1/2
C59-0909F.....	9/16 x 9/16
C59-0912F.....	9/16 x 3/4
C59-1207F.....	3/4 x 7/16
C59-1208F.....	3/4 x 1/2
C59-1209F.....	3/4 x 9/16
C59-1212F.....	3/4 x 3/4
C59-1214F.....	3/4 x 7/8
C59-1217F.....	3/4 x 1-1/16
* C59-1221.....	3/4 x 1-5/16
C59-1409F.....	7/8 x 9/16
C59-1412F.....	7/8 x 3/4
C59-1414F.....	7/8 x 7/8
C59-1417F.....	7/8 x 1-1/16
C59-1421F.....	7/8 x 1-5/16
C59-1709F.....	1-1/16 x 9/16
C59-1712F.....	1-1/16 x 3/4
C59-1714F.....	1-1/16 x 7/8
C59-1717F.....	1-1/16 x 1-1/16
C59-1721F.....	1-1/16 x 1-5/16
C59-2117F.....	1-5/16 x 1-1/16
C59-2121F.....	1-5/16 x 1-5/16
C59-2126F.....	1-5/16 x 1-5/8
C59-2621F.....	1-5/8 x 1-5/16
C59-2626F.....	1-5/8 x 1-5/8
C59-2630F.....	1-5/8 x 1-7/8
C59-3021F.....	1-7/8 x 1-5/16
C59-3026.....	1-7/8 x 1-5/8
C59-3030.....	1-7/8 x 1-7/8
* C59-4040.....	2-1/2 x 2-1/2

90 deg Elbow M/M UNO x ORFS



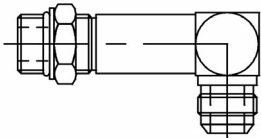
P/Number.....	Thread
F59-0709F.....	7/16 x 9/16
F59-0909F.....	9/16 x 9/16
F59-0911F.....	9/16 x 11/16
F59-1211F.....	3/4 x 11/16
F59-1213F.....	3/4 x 13/16
F59-1416F.....	7/8 x 1
F59-1719F.....	1-1/16 x 1-3/16
F59-2123F.....	1-5/16 x 1-7/16

90 deg Elbow M/M UNO Swivel x JIC



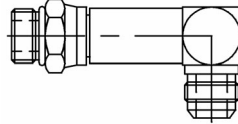
P/Number.....	Thread
CS59-1212.....	3/4 x 3/4
CS59-1214.....	3/4 x 7/8
CS59-1412.....	7/8 x 3/4
CS59-1414F.....	7/8 x 7/8
* CS59-1417.....	7/8 x 1-1/16
CS59-1717.....	1-1/16 x 1-1/16

90 deg Elbow M/M UNO Ext. x JIC



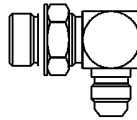
P/Number.....	Thread
CE59-0909.....	9/16 x 9/16
CE59-0912.....	9/16 x 3/4
CE59-1209.....	3/4 x 9/16
CE59-1212.....	3/4 x 3/4
CE59-1214.....	3/4 x 7/8
* CE59-1409.....	7/8 x 9/16
CE59-1412.....	7/8 x 3/4
CE59-1414.....	7/8 x 7/8
CE59-1417.....	7/8 x 1-1/16
CE59-1717.....	1-1/16 x 1-1/16

90 deg Elbow M/M UNO Ext. Swivel x JIC



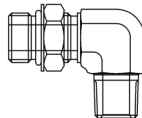
P/Number.....	Thread
CES59-1212.....	3/4 x 3/4
* CES59-1214.....	3/4 x 7/8
CES59-1412.....	7/8 x 3/4
* CES59-1414.....	7/8 x 7/8

90 deg Elbow M/M UNO x JIC Orifice Elbow 0.9mm



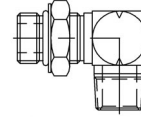
P/Number.....	Thread
ZC59-0909.....	9/16 x 9/16

90 deg Elbow M/M UNO x BSPT



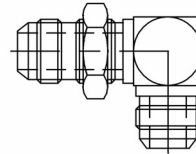
P/Number.....	Thread
CB59-0704F.....	7/16 x 1/4
CB59-0904F.....	9/16 x 1/4
CB59-0906F.....	9/16 x 3/8
CB59-1204F.....	3/4 x 1/4
CB59-1206F.....	3/4 x 3/8
CB59-1208F.....	3/4 x 1/2
CB59-1212F.....	3/4 x 3/4
CB59-1404F.....	7/8 x 1/4
CB59-1406F.....	7/8 x 3/8
CB59-1408F.....	7/8 x 1/2
CB59-1412F.....	7/8 x 3/4
CB59-1708F.....	1-1/16 x 1/2
CB59-1712F.....	1-1/16 x 3/4
CB59-1716F.....	1-1/16 x 1
CB59-2112F.....	1-5/16 x 3/4
CB59-2116F.....	1-5/16 x 1

90 deg Elbow M/M UNO x NPTF



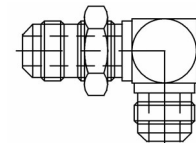
P/Number.....	Thread
CN59-0904.....	9/16 x 1/4
CN59-0906.....	9/16 x 3/8
CN59-1206.....	3/4 x 3/8
* CN59-1208.....	3/4 x 1/2
* CN59-1212.....	3/4 x 3/4
* CN59-1408.....	7/8 x 1/2
CN59-1412.....	7/8 x 3/4

90 deg Elbow M/M JIC x JIC Bulkhead



P/Number.....	Thread
C61-0707.....	7/16 x 7/16
* C61-0808.....	1/2 x 1/2
C61-0909.....	9/16 x 9/16
C61-1212.....	3/4 x 3/4
C61-1414.....	7/8 x 7/8
C61-1717.....	1-1/16 x 1-1/16
C61-2121.....	1-5/16 x 1-5/16
C61-2626.....	1-5/8 x 1-5/8
C61-3030.....	1-7/8 x 1-7/8

90 deg Elbow M/M SAE x SAE Bulkhead



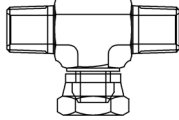
P/Number.....	Thread
CA61-1010.....	5/8 x 5/8
CA61-1212.....	3/4 x 3/4
CA61-1414.....	7/8 x 7/8

Section 4 Adaptors



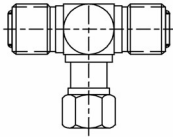
*Manufactured To Order (minimum qtls may apply)

Tee M/M/F BSPT x BSPT x BSPP



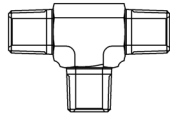
P/Number.....	Thread
CB61-040404F.....	1/4 x 1/4 x 1/4
CB61-060606F.....	3/8 x 3/8 x 3/8
CB61-080808F.....	1/2 x 1/2 x 1/2
CB61-121212F.....	3/4 x 3/4 x 3/4
CB61-161616F.....	1 x 1 x 1

Tee M/M/F ORFS x ORFS x ORFS



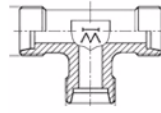
P/Number.....	Thread
* F61-090909F.....	9/16 x 9/16 x 9/16
* F61-111111F.....	11/16 x 11/16 x 11/16
* F61-131313F.....	13/16 x 13/16 x 13/16
* F61-161616F.....	1 x 1 x 1
* F61-191919F.....	1-3/16 x 1-3/16 x 1-3/16

Tee M/M/M BSPT x BSPT x BSPT



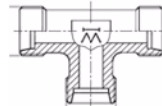
P/Number.....	Thread
CB62-020202F.....	1/8 x 1/8 x 1/8
CB62-040404F.....	1/4 x 1/4 x 1/4
CB62-060606F.....	3/8 x 3/8 x 3/8
CB62-080808F.....	1/2 x 1/2 x 1/2
CB62-121208F.....	3/4 x 3/4 x 1/2
CB62-121212F.....	3/4 x 3/4 x 3/4
CB62-161616F.....	1 x 1 x 1
CB62-202020.....	1-1/4 x 1-1/4 x 1-1/4
CB62-242424.....	1-1/2 x 1-1/2 x 1-1/2
CB62-323232.....	2 x 2 x 2

Tee M/M/M Metric Light



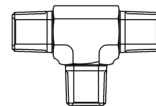
P/Number.....	Tube OD.....	Thread
CM62L-121212.....	6L.....	12x1.5
CM62L-141414.....	8L.....	14x1.5
CM62L-161616.....	10L.....	16x1.5
CM62L-181818.....	12L.....	18x1.5
CM62L-222222.....	15L.....	22x1.5
CM62L-262626.....	18L.....	26x1.5
CM62L-303030.....	22L.....	30x2
CM62L-363636.....	28L.....	36x2
CM62L-454545.....	35L.....	45x2

Tee M/M/M Metric Heavy



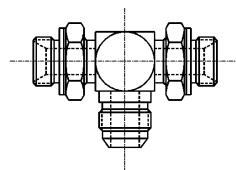
P/Number.....	Tube OD.....	Thread
CM62S-141414.....	.6S.....	14x1.5
CM62S-161616.....	.8S.....	16x1.5
CM62S-181818.....	1.0S.....	18x1.5
CM62S-202020.....	1.2S.....	20x1.5
CM62S-222222.....	1.4S.....	22x1.5
CM62S-242424.....	1.6S.....	24x1.5
CM62S-303030.....	2.0S.....	30x2
CM62S-363636.....	2.5S.....	36x2
CM62S-424242.....	3.0S.....	42x2

Tee M/M/M NPTF x NPTF x NPTF



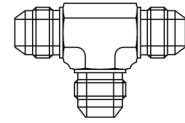
P/Number.....	Thread
CN62-020202.....	1/8 x 1/8 x 1/8
CN62-040404F.....	1/4 x 1/4 x 1/4
CN62-060606F.....	3/8 x 3/8 x 3/8
CN62-080808F.....	1/2 x 1/2 x 1/2
CN62-121212F.....	3/4 x 3/4 x 3/4
* CN62-161616.....	1 x 1 x 1

Tee M/M/M BSPP x BSPP x BSPP



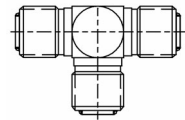
P/Number.....	Thread
* ZCP62-080814.....	1/2 x 1/2 x 7/8

Tee M/M/M JIC x JIC x JIC



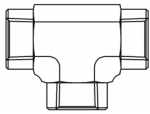
P/Number.....	Thread
C63-070707F.....	7/16 x 7/16 x 7/16
C63-080808F.....	1/2 x 1/2 x 1/2
C63-090909F.....	9/16 x 9/16 x 9/16
C63-121209F.....	3/4 x 3/4 x 9/16
C63-120912F.....	3/4 x 9/16 x 3/4
C63-121212F.....	3/4 x 3/4 x 3/4
C63-121214F.....	3/4 x 3/4 x 7/8
C63-121217F.....	3/4 x 3/4 x 1-1/16
C63-141214F.....	7/8 x 3/4 x 7/8
* C63-141412F.....	7/8 x 3/4 x 7/8
C63-141414F.....	7/8 x 7/8 x 7/8
C63-141417F.....	7/8 x 7/8 x 1-1/16
C63-171414F.....	1-1/16 x 7/8 x 7/8
C63-171417F.....	1-1/16 x 7/8 x 1-1/16
C63-171712F.....	1-1/16 x 1-1/16 x 3/4
C63-171714F.....	1-1/16 x 1-1/16 x 7/8
C63-171717F..	1-1/16 x 1-1/16 x 1-1/16
C63-212112F.....	1-5/16 x 1-5/16 x 3/4
C63-212114F.....	1-5/16 x 1-5/16 x 7/8
C63-212117F..	1-5/16 x 1-5/16 x 1-1/16
C63-212121F..	1-5/16 x 1-5/16 x 1-5/16
C63-262626.....	1-5/8 x 1-5/8 x 1-5/8
C63-303030.....	1-7/8 x 1-7/8 x 1-7/8
C63-404040.....	2-1/2 x 2-1/2 x 2-1/2

Tee M/M/M ORFS x ORFS x ORFS



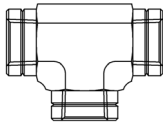
P/Number.....	Thread
F63-090909F.....	9/16 x 9/16 x 9/16
F63-111111F.....	11/16 x 11/16 x 11/16
F63-131313F.....	13/16 x 13/16 x 13/16
F63-161616F.....	1 x 1 x 1
F63-191919F..	1-3/16 x 1-3/16 x 1-3/16
F63-232323...	1-7/16 x 1-7/16 x 1-7/16

Tee F/F/F BSPT x BSPT x BSPT



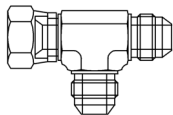
P/Number.....	Thread
CB63-020202F	1/8 x 1/8 x 1/8
CB63-040404F	1/4 x 1/4 x 1/4
CB63-060606F	3/8 x 3/8 x 3/8
CB63-080808F	1/2 x 1/2 x 1/2
CB63-121212F	3/4 x 3/4 x 3/4
CB63-161616	1 x 1 x 1
CB63-202020	1-1/4 x 1-1/4 x 1-1/4
CB63-242424	1-1/2 x 1-1/2 x 1-1/2
CB63-323232	2 x 2 x 2

Tee F/F/F NPTF x NPTF x NPTF



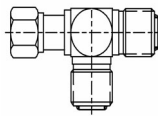
P/Number.....	Thread
CN63-020202F	1/8 x 1/8 x 1/8
CN63-040404F	1/4 x 1/4 x 1/4
CN63-060606F	3/8 x 3/8 x 3/8
CN63-080808F	1/2 x 1/2 x 1/2
CN63-121212F	3/4 x 3/4 x 3/4
CN63-161616	1 x 1 x 1
CN63-202020	1-1/4 x 1-1/4 x 1-1/4
CN63-242424	1-1/2 x 1-1/2 x 1-1/2
CN63-323232	2 x 2 x 2

Tee F/M/M JIC x JIC x JIC



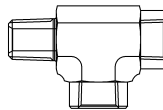
P/Number.....	Thread
C64-070707F	7/16 x 7/16 x 7/16
C64-080808F	1/2 x 1/2 x 1/2
C64-090909F	9/16 x 9/16 x 9/16
C64-121212F	3/4 x 3/4 x 3/4
C64-141414F	7/8 x 7/8 x 7/8
ZC64-141714F	7/8 x 1-1/16 x 7/8
C64-171717F ..	1-1/16 x 1-1/16 x 1-1/16
C64-172117F ..	1-1/16 x 1-5/16 x 1-1/16
C64-212117F ..	1-5/16 x 1-5/16 x 1-1/16
C64-212121F ..	1-5/16 x 1-5/16 x 1-5/16
C64-262626	1-5/8 x 1-5/8 x 1-5/8
C64-303030	1-7/8 x 1-7/8 x 1-7/8
C64-404040	2-1/2 x 2-1/2 x 2-1/2

Tee F/M/M ORFS x ORFS x ORFS



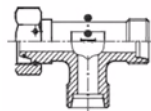
P/Number.....	Thread
F64-090909F	9/16 x 9/16 x 9/16
F64-111111F	11/16 x 11/16 x 11/16
F64-131313F	13/16 x 13/16 x 13/16
F64-161616F	1 x 1 x 1
F64-191919F ..	1-3/16 x 1-3/16 x 1-3/16
F64-232323	1-7/16 x 1-7/16 x 1-7/16

Tee M/F/F BSPT x BSPT x BSPT



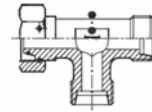
P/Number.....	Thread
CB64-020202F	1/8 x 1/8 x 1/8
CB64-040404F	1/4 x 1/4 x 1/4
CB64-060606F	3/8 x 3/8 x 3/8
CB64-080808F	1/2 x 1/2 x 1/2
CB64-121212F	3/4 x 3/4 x 3/4
CB64-161616	1 x 1 x 1
CB64-202020	1-1/4 x 1-1/4 x 1-1/4
CB64-242424	1-1/2 x 1-1/2 x 1-1/2

Tee F/M/M Metric Light



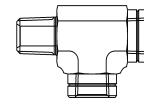
P/Number	Tube OD	Thread
CM64L-121212	6L.....	12x1.5
CM64L-141414	8L.....	14x1.5
CM64L-161616	10L.....	16x1.5
CM64L-181818	12L.....	18x1.5
CM64L-222222	15L.....	22x1.5
CM64L-262626	18L.....	26x1.5
CM64L-303030	22L.....	30x2
CM64L-363636	28L.....	36x2

Tee F/M/M Metric Heavy



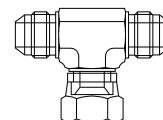
P/Number	Tube OD	Thread
CM64S-141414	6S	14x1.5
CM64S-161616	8S	16x1.5
CM64S-181818	10S	18x1.5
CM64S-202020	12S	20x1.5
CM64S-222222	14S	22x1.5
CM64S-242424	16S	24x1.5
CM64S-303030	20S	30x2
CM64S-363636	25S	36x2

Tee M/F/F NPTF x NPTF x NPTF



P/Number	Thread
CN64-020202F	1/8 x 1/8 x 1/8
CN64-040404F	1/4 x 1/4 x 1/4
CN64-060606F	3/8 x 3/8 x 3/8
CN64-080808F	1/2 x 1/2 x 1/2
CN64-121212F	3/4 x 3/4 x 3/4
CN64-161616	1 x 1 x 1
CN64-202020	1-1/4 x 1-1/4 x 1-1/4

Tee M/M/F JIC x JIC x JIC



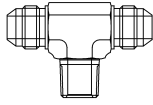
P/Number	Thread
C65-070707F	7/16 x 7/16 x 7/16
* C65-080808	1/2 x 1/2 x 1/2
C65-090909F	9/16 x 9/16 x 9/16
C65-121212F	3/4 x 3/4 x 3/4
C65-141414F	7/8 x 7/8 x 7/8
C65-171717F ..	1-1/16 x 1-1/16 x 1-1/16
C65-212121F ..	1-5/16 x 1-5/16 x 1-5/16
C65-262626	1-5/8 x 1-5/8 x 1-5/8
C65-303030	1-7/8 x 1-7/8 x 1-7/8
C65-404040	2-1/2 x 2-1/2 x 2-1/2

Section 4 Adaptors



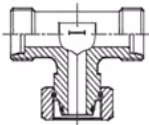
*Manufactured To Order (minimum qtys may apply)

Tee M/M/M JIC x JIC x BSPT



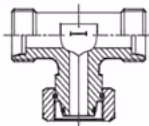
P/Number.....	Thread
CB65-070702F	7/16 x 7/16 x 1/8
CB65-070704F	7/16 x 7/16 x 1/4
CB65-090904F	9/16 x 9/16 x 1/4
CB65-090906F	9/16 x 9/16 x 3/8
CB65-121204F	3/4 x 3/4 x 1/4
CB65-121206F	3/4 x 3/4 x 3/8
CB65-121208F	3/4 x 3/4 x 1/2
CB65-121212F	3/4 x 3/4 x 3/4
CB65-141406F	7/8 x 7/8 x 3/8
CB65-141408F	7/8 x 7/8 x 1/2
CB65-141412F	7/8 x 7/8 x 3/4
CB65-171712F	1-1/16 x 1-1/16 x 3/4
CB65-212116F	1-5/16 x 1-5/16 x 1
CB65-262620	1-5/8 x 1-5/8 x 1-1/4
* CB65-303024	1-7/8 x 1-7/8 x 1-1/2

Tee M/M/F Metric Light



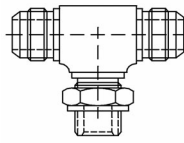
P/Number.....	Tube OD.....	Thread
CM65L-121212	6L.....	12x1.5
CM65L-141414	8L.....	14x1.5
CM65L-161616	10L.....	16x1.5
CM65L-181818	12L.....	18x1.5
CM65L-222222	15L.....	22x1.5
CM65L-262626	18L.....	26x1.5
CM65L-303030	22L.....	30x2
CM65L-363636	28L.....	36x2

Tee M/M/F Metric Heavy



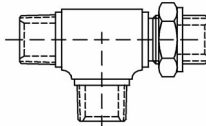
P/Number.....	Tube OD.....	Thread
CM65S-141414	6S.....	14x1.5
CM65S-161616	8S.....	16x1.5
CM65S-181818	10S.....	18x1.5
CM65S-202020	12S.....	20x1.5
CM65S-222222	14S.....	22x1.5
CM65S-242424	16S.....	24x1.5
CM65S-303030	20S.....	30x2
CM65S-363636	25S.....	36x2

Tee M/M/M JIC x JIC x BSPP



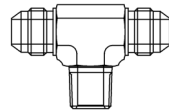
P/Number.....	Thread
CP65-070704F	7/16 x 7/16 x 1/4
CP65-090904F	9/16 x 9/16 x 1/4
CP65-090906F	9/16 x 9/16 x 3/8
CP65-090908F	9/16 x 9/16 x 1/2
CP65-121206F	3/4 x 3/4 x 3/8
CP65-121208F	3/4 x 3/4 x 1/2
CP65-141408F	7/8 x 7/8 x 1/2
CP65-141412F	7/8 x 7/8 x 3/4
CP65-171712F	1-1/16 x 1-1/16 x 3/4
CP65-212116F	1-5/16 x 1-5/16 x 1

Tee M/M/M BSPT X BSPP X BSPT



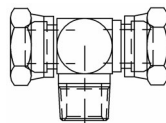
P/Number.....	Thread
* CBP65-040404F	1/4 x 1/4 x 1/4
* CBP65-121212F	3/4 x 3/4 x 3/4

Tee M/M/M JIC x JIC x NPTF



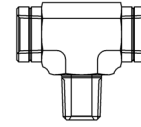
P/Number.....	Thread
CN65-070702F	7/16 x 7/16 x 1/8
CN65-070704F	7/16 x 7/16 x 1/4
* CN65-080804	1/2 x 1/2 x 1/4
CN65-090904F	9/16 x 9/16 x 1/4
CN65-090906F	9/16 x 9/16 x 3/8
CN65-121206F	3/4 x 3/4 x 3/8
CN65-121208F	3/4 x 3/4 x 1/2
CN65-141408F	7/8 x 7/8 x 1/2
CN65-141412F	7/8 x 7/8 x 3/4
* CN65-171708F	1-1/16 x 1-1/16 x 1/2
* CN65-171712	1-1/16 x 1-1/16 x 3/4
CN65-212116	1-5/16 x 1-5/16 x 1

Tee F/F/M BSPP x BSPP x BSPT



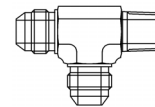
P/Number.....	Thread
CBS66-040404	1/4 x 1/4 x 1/4
CBS66-060606F	3/8 x 3/8 x 3/8
CBS66-080808	1/2 x 1/2 x 1/2

Tee F/F/M NPTF x NPTF x NPTF



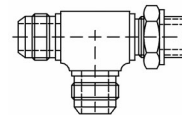
P/Number.....	Thread
CN66-020202F	1/8 x 1/8 x 1/8
CN66-040404F	1/4 x 1/4 x 1/4
CN66-060606F	3/8 x 3/8 x 3/8
CN66-080808F	1/2 x 1/2 x 1/2
CN66-121212F	3/4 x 3/4 x 3/4
* CN66-161616	1 x 1 x 1
* CN66-202020	1-1/4 x 1-1/4 x 1-1/4

Tee M/M/M JIC x BSPT x JIC



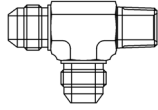
P/Number.....	Thread
CB67-070207F	7/16 x 1/8 x 7/16
CB67-070407F	7/16 x 1/4 x 7/16
CB67-090409F	9/16 x 1/4 x 9/16
CB67-090609F	9/16 x 3/8 x 9/16
CB67-120612F	3/4 x 3/8 x 3/4
CB67-120812F	3/4 x 1/2 x 3/4
CB67-140814F	7/8 x 1/2 x 7/8
CB67-171217F	1-1/16 x 3/4 x 1-1/16
CB67-211621F	1-5/16 x 1 x 1-5/16

Tee M/M/M JIC x BSPP x JIC



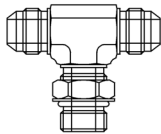
P/Number.....	Thread
CP67-070407F	7/16 x 1/4 x 7/16
CP67-090409F	9/16 x 1/4 x 9/16
CP67-090609F	9/16 x 3/8 x 9/16
CP67-120612F	3/4 x 3/8 x 3/4
CP67-120812F	3/4 x 1/2 x 3/4
CP67-140814F	7/8 x 1/2 x 7/8
* CP67-170817	1-1/16 x 1/2 x 1-1/16
CP67-171217F	1-1/16 x 3/4 x 1-1/16
CP67-211621F	1-5/16 x 1 x 1-5/16
* CP67-262026	1-5/8 x 1-1/4 x 1-5/8
* CP67-262426	1-5/8 x 1-1/2 x 1-5/8
* CP67-302430	1-7/8 x 1-1/2 x 1-7/8

Tee M/M/M JIC x NPT x JIC



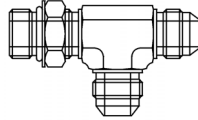
P/Number.....	Thread
CN67-070207F.....	7/16 x 1/8 x 7/16
* CN67-070407F.....	7/16 x 1/4 x 7/16
CN67-080208	1/2 x 1/8 x 1/2
* CN67-080408	1/2 x 1/4 x 1/2
CN67-090409F.....	9/16 x 1/4 x 9/16
CN67-090609F.....	9/16 x 3/8 x 9/16
CN67-120612F.....	3/4 x 3/8 x 3/4
CN67-120812F.....	3/4 x 1/2 x 3/4
CN67-140814F.....	7/8 x 1/2 x 7/8
CN67-171217F.....	1-1/16 x 3/4 x 1-1/16
CN67-211621F.....	1-5/16 x 1 x 1-5/16

Tee M/M/M JIC x JIC x UNO



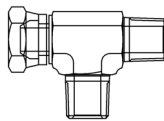
P/Number.....	Thread
C68-070707F	7/16 x 7/16 x 7/16
C68-090907F	9/16 x 9/16 x 7/16
C68-090909F	9/16 x 9/16 x 9/16
C68-090912F	9/16 x 9/16 x 3/4
C68-121209F	3/4 x 3/4 x 9/16
C68-121212F	3/4 x 3/4 x 3/4
* C68-141214	7/8 x 3/4 x 7/8
C68-141412F	7/8 x 7/8 x 3/4
C68-141414F	7/8 x 7/8 x 7/8
C68-171717F	1-1/16 x 1-1/16 x 1-1/6
* C68-212117	1-5/16 x 1-5/16 x 1-1/16
C68-212121	1-5/16 x 1-5/16 x 1-5/16
* C68-262626	1-5/8 x 1-5/8 x 1-5/8

Tee M/M/M UNO x JIC x JIC



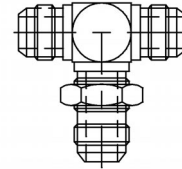
P/Number.....	Thread
C69-070707F.....	7/16 x 7/16 x 7/16
C69-080808F.....	1/2 x 1/2 x 1/2
C69-090909F.....	9/16 x 9/16 x 9/16
* C69-091212F.....	9/16 x 3/4 x 3/4
C69-120909F.....	3/4 x 9/16 x 9/16
C69-121212F.....	3/4 x 3/4 x 3/4
C69-141212F.....	7/8 x 3/4 x 3/4
C69-141414F.....	7/8 x 7/8 x 7/8
C69-141717F.....	7/8 x 1-1/16 x 1-1/16
C69-171414F.....	1-1/16 x 7/8 x 7/8
C69-171712F.....	1-1/16 x 1-1/16 x 3/4
C69-171717F..	1-1/16 x 1-1/16 x 1-1/16
* C69-211717 ...	1-5/16 x 1-1/16 x 1-1/16
C69-212121F..	1-5/16 x 1-5/16 x 1-5/16

Tee F/M/M BSPP x BSPT x BSPT



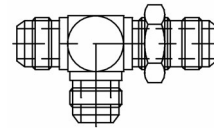
P/Number.....	Thread
CB69-040404F	1/4 x 1/4 x 1/4
CB69-060606F	3/8 x 3/8 x 3/8
CB69-080808F	1/2 x 1/2 x 1/2
CB69-121204F	3/4 x 3/4 x 1/4
CB69-121212F	3/4 x 3/4 x 3/4
CB69-161616F	1 x 1 x 1
CB69-202020	1-1/4 x 1-1/4 x 1-1/4

Tee M/M/M JIC x JIC x JIC Bulkhead



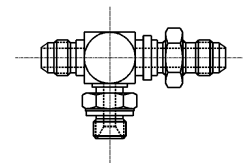
P/Number	Thread
C70-070707.....	7/16 x 7/16 x 7/16
C70-090909.....	9/16 x 9/16 x 9/16
C70-121212.....	3/4 x 3/4 x 3/4
C70-141414.....	7/8 x 7/8 x 7/8
C70-171717....	1-1/16 x 1-1/16 x 1-1/16
C70-212121....	1-5/16 x 1-5/16 x 1-5/16
* C70-262626.....	1-5/8 x 1-5/8 x 1-5/8

Tee M/M/M JIC x JIC Bulkhead x JIC



P/Number	Thread
C71-070707.....	7/16 x 7/16 x 7/16
C71-090909.....	9/16 x 9/16 x 9/16
C71-121212.....	3/4 x 3/4 x 3/4
C71-141414.....	7/8 x 7/8 x 7/8
C71-171717....	1-1/16 x 1-1/16 x 1-1/16
C71-212121....	1-5/16 x 1-5/16 x 1-5/16
* C71-262626.....	1-5/8 x 1-5/8 x 1-5/8

Tee M/M/M JIC x JIC Bulkhead x BSPP



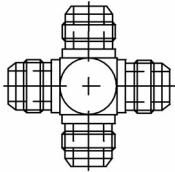
P/Number	Thread
ZCP71-090904.....	9/16 x 9/16 x 1/4

Section 4 Adaptors



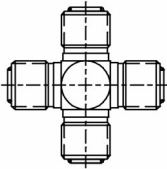
*Manufactured To Order (minimum qtys may apply)

Cross M/M/M/M 4 x JIC



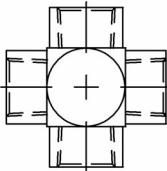
P/Number.....	Thread
C72-07X4	7/16
C72-09X4	9/16
C72-12X4	3/4
C72-14X4	7/8
C72-17X4	1-1/16
* C72-21X4	1-5/16

Cross M/M/M/M 4 x ORFS



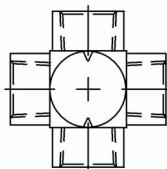
P/Number.....	Thread
F72-11X4	11/16

Cross F/F/F/F 4 x BSPT



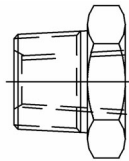
P/Number.....	Thread
CB72-04X4	1/4
CB72-06X4	3/8
CB72-08X4	1/2
CB72-12X4	3/4
CB72-16X4	1

Cross F/F/F/F 4 x NPTF



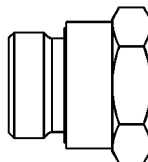
P/Number.....	Thread
* CN72-02X4	1/8
CN72-04X4	1/4
CN72-06X4	3/8
CN72-08X4	1/2
* CN72-12X4	3/4
* CN72-16X4	1

Reducing Bush M/F BSPT x BSPT



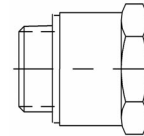
P/Number.....	Thread
CB73-0402	1/4 x 1/8
CB73-0602	3/8 x 1/8
CB73-0604	3/8 x 1/4
CB73-0802	1/2 x 1/8
CB73-0804	1/2 x 1/4
CB73-0806	1/2 x 3/8
CB73-1204	3/4 x 1/4
CB73-1206	3/4 x 3/8
CB73-1208	3/4 x 1/2
CB73-1606	1 x 3/8
CB73-1608	1 x 1/2
CB73-1612	1 x 3/4
CB73-2008	1-1/4 x 1/2
CB73-2012	1-1/4 x 3/4
CB73-2016	1-1/4 x 1
CB73-2412	1-1/2 x 3/4
CB73-2416	1-1/2 x 1
CB73-2420	1-1/2 x 1-1/4
CB73-3216	2 x 1
CB73-3220	2 x 1-1/4
CB73-3224	2 x 1-1/2

Reducing Bush M/F BSPP x BSPP Encapsulated Seal



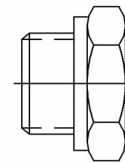
P/Number.....	Thread
CR73-0604	3/8 x 1/4
CR73-1608	1 x 1/2
CR73-1612	1 x 3/4
CR73-2016	1-1/4 x 1
CR73-2416	1-1/2 x 1
CR73-2420	1-1/2 x 1-1/4

Reducing Bush M/F BSPP x BSPP Style A



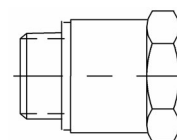
P/Number	Thread
CP73-0602	3/8 x 1/8
CP73-0604	3/8 x 1/4
CP73-0804	1/2 x 1/4
CP73-0806	1/2 x 3/8
CP73-1206	3/4 x 3/8
CP73-1208	3/4 x 1/2
CP73-1612	1 x 3/4
CP73-2016	1-1/4 x 1
* CP73-2416	1-1/2 x 1
* CP73-2420	1-1/2 x 1-1/4
CP73-3224	2 x 1-1/2

Reducing Bush M/F BSPP x BSPP Style B



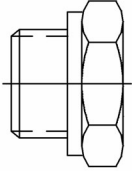
P/Number	Thread
CP73-1204	3/4 x 1/4
CP73-1608	1 x 1/2
CP73-2012	1-1/4 x 3/4
CP73-2408	1-1/2 x 1/2
CP73-2412	1-1/2 x 3/4
* CP73-3212	2 x 3/4
* CP73-3216	2 x 1
CP73-3220	2 x 1-1/4

Reducing Bush M/F BSPP x BSPT Style A



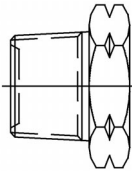
P/Number	Thread
CPB73-2420	1-1/2 x 1-1/4

Reducing Bush M/F BSPP x BSPT Style B



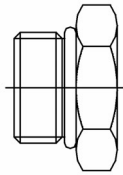
P/Number.....	Thread
* CPB73-0804.....	1/2 x 1/4
* CPB73-1206.....	3/4 x 3/8
* CPB73-2012.....	1-1/4 x 3/4
* CPB73-2412.....	1-1/2 x 3/4
* CPB73-2416.....	1-1/2 x 1
* CPB73-2420.....	1-1/2 x 1-1/4

Reducing Bush M/F NPTF x NPTF



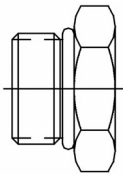
P/Number.....	Thread
CN73-0402.....	1/4 x 1/8
CN73-0602.....	3/8 x 1/8
CN73-0604.....	3/8 x 1/4
CN73-0802.....	1/2 x 1/8
CN73-0804.....	1/2 x 1/4
CN73-0806.....	1/2 x 3/8
CN73-1202.....	3/4 x 1/8
CN73-1204.....	3/4 x 1/4
CN73-1206.....	3/4 x 3/8
CN73-1208.....	3/4 x 1/2
* CN73-1606.....	1 x 3/8
CN73-1608.....	1 x 1/2
CN73-1612.....	1 x 3/4
* CN73-2008.....	1-1/4 x 1/2
CN73-2012.....	1-1/4 x 3/4
CN73-2016.....	1-1/4 x 1
CN73-2412.....	1-1/2 x 3/4
CN73-2416.....	1-1/2 x 1
CN73-2420.....	1-1/2 x 1-1/4
* CN73-3212.....	2 x 3/4
CN73-3216.....	2 x 1
CN73-3220.....	2 x 1-1/4
CN73-3224.....	2 x 1-1/2

Reducing Bush M/F UNO x UNO



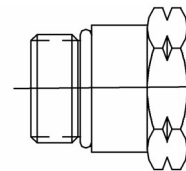
P/Number.....	Thread
C74-0908.....	9/16 x 1/2
C74-1209.....	3/4 x 9/16
C74-1409.....	7/8 x 9/16
C74-1709.....	1-1/16 x 9/16
C74-1712.....	1-1/16 x 3/4
C74-2112.....	1-5/16 x 3/4
C74-2114.....	1-5/16 x 7/8
C74-2117.....	1-5/16 x 1-1/16
* C74-2612.....	1-5/8 x 3/4
C74-2617.....	1-5/8 x 1-1/16
C74-2621.....	1-5/8 x 1-5/16
C74-3017.....	1-7/8 x 1-1/16
* C74-3021.....	1-7/8 x 1-5/16

Reducing Bush M/F UNO x BSPT



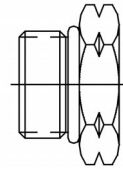
P/Number.....	Thread
* CB74-0902.....	3/4 x 1/8
CB74-1202.....	3/4 x 1/8
CB74-1204.....	3/4 x 1/4
CB74-1402.....	7/8 x 1/8
CB74-1404.....	7/8 x 1/4
* CB74-1406.....	7/8 x 3/8
CB74-1704.....	1-1/16 x 1/4
CB74-1706.....	1-1/16 x 3/8
* CB74-1708.....	1-1/16 x 1/2
* CB74-2104.....	1-5/16 x 1/4
* CB74-2106.....	1-5/16 x 3/8
CB74-2108.....	1-5/16 x 1/2
CB74-2112.....	1-5/16 x 3/4
* CB74-2612.....	1-5/8 x 3/4
* CB74-2616.....	1-5/8 x 1

Reducing Bush M/F UNO x NPTF Style A



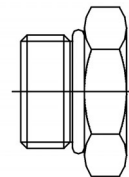
P/Number.....	Thread
* CN74-1708.....	1-1/16 x 1/2
* CN74-2108.....	1-5/16 x 1/2
* CN74-2112.....	1-5/16 x 3/4

Reducing Bush M/F UNO x NPTF Style B



P/Number.....	Thread
* CN74-1202.....	3/4 x 1/8
CN74-1204.....	3/4 x 1/4
CN74-1402.....	7/8 x 1/8
* CN74-1404.....	7/8 x 1/4
* CN74-1704.....	1-1/16 x 1/4
CN74-1706.....	1-1/16 x 3/8
CN74-2108.....	1-5/16 x 1/2

Plug UNO



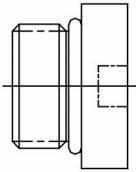
P/Number.....	Thread
C77-06.....	3/8
C77-07.....	7/16
C77-08.....	1/2
C77-09.....	9/16
C77-12.....	3/4
C77-14.....	7/8
C77-17.....	1-1/16
C77-19.....	1-3/16
C77-21.....	1-5/16
C77-26.....	1-5/8
C77-30.....	1-7/8
C77-40.....	2-1/2

Section 4 Adaptors



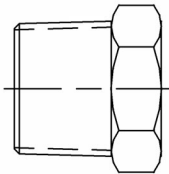
*Manufactured To Order (minimum qtys may apply)

Plug UNO Socket Head



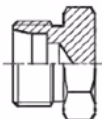
P/Number.....	Thread
C77S-05	5/16
C77S-06	3/8
C77S-07	7/16
C77S-08	1/2
C77S-09	9/16
C77S-12	3/4
C77S-14	7/8
C77S-17	1-1/16

Plug BSPT



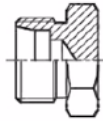
P/Number.....	Thread
CB77-02	1/8
CB77-04	1/4
CB77-06	3/8
CB77-08	1/2
CB77-12	3/4
CB77-16	1
CB77-20	1-1/4
CB77-24	1-1/2
CB77-32	2
* CB77-40	2-1/2

Plug Metric Light



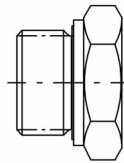
P/Number.....	Tube OD.....	Thread
CM77L-12	6L.....	12x1.5
CM77L-14	8L.....	14x1.5
CM77L-16	10L.....	16x1.5
CM77L-18	12L.....	18x1.5
CM77L-22	15L.....	22x1.5
CM77L-26	18L.....	26x1.5
CM77L-30	22L.....	30x2
CM77L-36	28L.....	36x2
CM77L-45	35L.....	45x2

Plug Metric Heavy



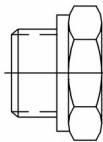
P/Number.....	Tube OD.....	Thread
CM77S-14	6S	14x1.5
CM77S-16	8S	16x1.5
CM77S-18	10S	18x1.5
CM77S-20	12S	20x1.5
CM77S-22	14S	22x1.5
CM77S-24	16S	24x1.5
CM77S-30	20S	30x2
CM77S-36	25S	36x2
CM77S-42	30S	42x2

Plug BSPP Encapsulated Seal



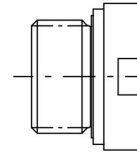
P/Number.....	Thread
CR77-02	1/8
CR77-04	1/4
CR77-06	3/8
CR77-08	1/2
CR77-12	3/4
CR77-16	1
CR77-20	1-1/4
CR77-24	1-1/2

Plug BSPP



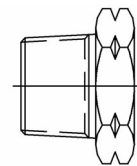
P/Number.....	Thread
CP77-02	1/8
CP77-04	1/4
CP77-06	3/8
CP77-08	1/2
CP77-12	3/4
CP77-16	1
CP77-20	1-1/4
CP77-24	1-1/2
CP77-32	2

Plug BSPP Socket Head



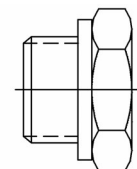
P/Number	Thread
CR77S-02	1/8
CR77S-04	1/4
CR77S-06	3/8
CR77S-08	1/2
CR77S-12	3/4
CR77S-16	1

Plug NPTF



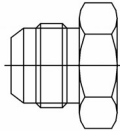
P/Number	Thread
CN77-02	1/8
CN77-04	1/4
CN77-06	3/8
CN77-08	1/2
CN77-12	3/4
CN77-16	1
CN77-20	1-1/4
CN77-24	1-1/2
CN77-32	2

Plug Metric 1.5mm Pitch



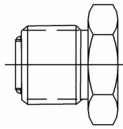
P/Number	Thread
CM77-12	12
CM77-14	14
CM77-16	16
CM77-18	18
CM77-20	20
CM77-22	22
CM77-24	24

Plug JIC



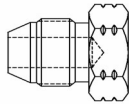
P/Number.....	Thread
C78-07.....	7/16
C78-08.....	1/2
C78-09.....	9/16
C78-12.....	3/4
C78-14.....	7/8
C78-17.....	1-1/16
C78-19.....	1-3/16
C78-21.....	1-5/16
C78-26.....	1-5/8
C78-30.....	1-7/8
C78-40.....	2-1/2

Plug ORFS



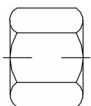
P/Number.....	Thread
F78-09.....	9/16
F78-11.....	11/16
F78-13.....	13/16
F78-16.....	1
F78-19.....	1-3/16
F78-23.....	1-7/16
F78-27.....	1-11/16

Plug Metric Komatsu 1.5mm Pitch



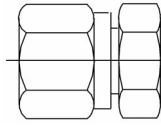
P/Number.....	Thread
CK78-12.....	12
CK78-14.....	14
CK78-16.....	16
CK78-18.....	18
CK78-20.....	20
CK78-22.....	22
CK78-24.....	12
CK78-30.....	14
CK78-33.....	16
CK78-36.....	18
CK78-42.....	24

Cap Nut JIC



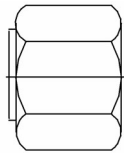
P/Number.....	Thread
C79-07.....	7/16
C79-08.....	1/2
C79-09.....	9/16
C79-12.....	3/4
C79-14.....	7/8
C79-17.....	1-1/16
C79-19.....	1-3/16
C79-21.....	1-5/16
C79-26.....	1-5/8
C79-30.....	1-7/8
C79-40.....	2-1/2

Cap Nut BSPP



P/Number.....	Thread
CBS79-02.....	1/8
CBS79-04.....	1/4
CBS79-06.....	3/8
CBS79-08.....	1/2
* CBS79-10.....	5/8
CBS79-12.....	3/4
CBS79-16.....	1
CBS79-20.....	1-1/4
CBS79-24.....	1-1/2
CBS79-32.....	2

Cap Nut ORFS



P/Number.....	Thread
F79-09.....	9/16
F79-11.....	11/16
F79-13.....	13/16
F79-16.....	1
F79-19.....	1-3/16
F79-23.....	1-7/16
F79-27.....	1-11/16

Cap Nut Metric Light



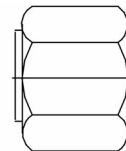
P/Number.....	Tube OD.....	Thread
CM79L-12.....	6L	12x1.5
CM79L-14.....	8L	14x1.5
CM79L-16.....	10L	16x1.5
CM79L-18.....	12L	18x1.5
CM79L-22.....	15L	22x1.5
CM79L-26.....	18L	26x1.5
CM79L-30.....	22L	30x2
CM79L-36.....	28L	36x2
CM79L-45.....	35L	45x2

Cap Nut Metric Heavy



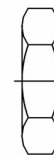
P/Number	Tube OD.....	Thread
CM79S-14.....	6S	14x1.5
CM79S-16.....	8S	16x1.5
CM79S-18.....	10S	18x1.5
CM79S-20.....	12S	20x1.5
CM79S-22.....	14S	22x1.5
CM79S-24.....	16S	24x1.5
CM79S-30.....	20S	30x2
CM79S-36.....	25S	36x2
CM79S-42.....	30S	42x2

Cap Nut Metric Komatsu 1.5mm Pitch



P/Number	Thread
CK79-12.....	12
CK79-14.....	14
CK79-16.....	16
CK79-18.....	18
CK79-20.....	20
CK79-22.....	22
CK79-24.....	24
CK79-30.....	30
CK79-33.....	33
CK79-36.....	36
CK79-42.....	42

Bulkhead Nut JIC



P/Number	Thread
C80-07.....	7/16
C80-08.....	1/2
C80-09.....	9/16
C80-12.....	3/4
C80-14.....	7/8
C80-17.....	1-1/16
C80-19.....	1-3/16
C80-21.....	1-5/16
C80-26.....	1-5/8
C80-30.....	1-7/8
C80-40.....	2-1/2

Section 4 Adaptors



*Manufactured To Order (minimum qtys may apply)

Bulkhead Nut BSPP



P/Number.....	Thread
CP80-02	1/8
CP80-04	1/4
CP80-06	3/8
CP80-08	1/2
CP80-12	3/4
CP80-16	1
CP80-20	1-1/4
CP80-24	1-1/2
CP80-32	2

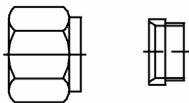
Bulkhead Nut ORFS



P/Number.....	Thread
F80-11	11/16
F80-13	13/16
F80-16	1
F80-19	1-3/16
F80-23	1-7/16
F80-27	1-11/16

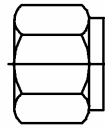
Tube Nut & Sleeve Assembly JIC

(Nut = C83-**N, Sleeve = C83-**S)



P/Number.....	Tube OD.....	Thread
C83-07	1/4	7/16
C83-08	5/16	1/2
C83-09	3/8	9/16
C83-12	1/2	3/4
C83-14	5/8	7/8
C83-17	3/4	1-1/16
C83-19	7/8	1-3/16
C83-21	1	1-5/16
C83-26	1-1/4	1-5/8
C83-30	1-1/2	1-7/8

Tube Nut JIC



P/Number.....	Tube OD.....	Thread
C83-07N	1/4	7/16
C83-08N	5/16	1/2
C83-09N	3/8	9/16
C83-12N	1/2	3/4
C83-14N	5/8	7/8
C83-17N	3/4	1-1/16
C83-19N	7/8	1-3/16
C83-21N	1	1-5/16
C83-26N	1-1/4	1-5/8
C83-30N	1-1/2	1-7/8
C83-40N	2	2-1/2

Tube Sleeve JIC



P/Number.....	Tube OD.....	Thread
C83-07S	1/4	7/16
C83-08S	5/16	1/2
C83-09S	3/8	9/16
C83-12S	1/2	3/4
C83-14S	5/8	7/8
C83-17S	3/4	1-1/16
C83-19S	7/8	1-3/16
C83-21S	1	1-5/16
C83-26S	1-1/4	1-5/8
C83-30S	1-1/2	1-7/8
C83-40S	2	2-1/2

Tube Nut Metric Light



P/Number.....	Tube OD.....	Thread
CM83L-12N	6L	12x1.5
CM83L-14N	8L	14x1.5
CM83L-16N	10L	16x1.5
CM83L-18N	12L	18x1.5
CM83L-22N	15L	22x1.5
CM83L-26N	18L	26x1.5
CM83L-30N	22L	30x2
CM83L-36N	28L	36x2
CM83L-45N	35L	45x2
CM83L-52N	42L	52x2

Cutting Ring Metric Light



P/Number	Tube OD.....	Thread
CM83L-6R	6L	M12 Nut
CM83L-8R	8L	M14 Nut
CM83L-10R.....	10L	M16 Nut
CM83L-12R.....	12L	M18 Nut
CM83L-15R.....	15L	M22 Nut
CM83L-18R.....	18L	M26 Nut
CM83L-22R.....	22L	M30 Nut
CM83L-28R.....	28L	M36 Nut
CM83L-35R.....	35L	M45 Nut
CM83L-42R.....	42L	M52 Nut

Tube Nut Metric Heavy



P/Number	Tube OD.....	Thread
CM83S-14N	6S	14x1.5
CM83S-16N	8S	16x1.5
CM83S-18N	10S	18x1.5
CM83S-20N	12S	20x1.5
CM83S-22N	14S	22x1.5
CM83S-24N	16S	24x1.5
CM83S-30N	20S	30x2
CM83S-36N	25S	36x2
CM83S-42N	30S	42x2
CM83S-52N	38S	52x2

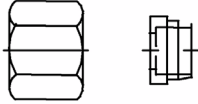
Cutting Ring Metric Heavy



P/Number	Tube OD.....	Thread
CM83S-6R	6S	M14 Nut
CM83S-8R	8S	M16 Nut
CM83S-10R.....	10S	M18 Nut
CM83S-12R.....	12S	M20 Nut
CM83S-14R.....	15S	M22 Nut
CM83S-16R.....	18S	M24 Nut
CM83S-20R.....	22S	M30 Nut
CM83S-25R.....	28S	M36 Nut
CM83S-30R.....	35S	M42 Nut
CM83S-38R.....	42S	M52 Nut

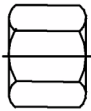
Tube Nut & Sleeve Assembly ORFS

(Nut = F83-***N, Sleeve = F83-***S)



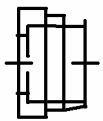
P/Number	Tube OD	Thread
F83-09	1/4	9/16
F83-11	3/8	11/16
F83-13	1/2	13/16
F83-16	5/8	1
F83-19	3/4	1-3/16
F83-23	1	1-7/16
F83-27	1-1/4	1-11/16

Tube Nut ORFS



P/Number	Tube OD	Thread
F83-09N	1/4	9/16
F83-11N	3/8	11/16
F83-11NLB	3/8	11/16
F83-13N	1/2	13/16
F83-13NLB	1/2	13/16
F83-16N	5/8	1
F83-19N	3/4	1-3/16
F83-23N	1	1-7/16
F83-27N	1-1/4	1-11/16

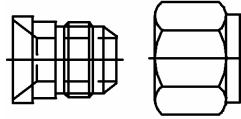
Tube Sleeve ORFS Braze On



P/Number	Tube OD	Thread
F83-09S	1/4	9/16
F83-11S	3/8	11/16
F83-13S	1/2	13/16
F83-16S	5/8	1
F83-19S	3/4	1-3/16
F83-23S	1	1-7/16
F83-27S	1-1/4	1-11/16

Tube Reducer Assembly F/M JIC x JIC Style A

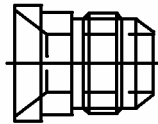
(Reducer = C84-****R, Nut = C83-***N)



P/Number	Thread
C84-0907	9/16 x 7/16
C84-1209	3/4 x 9/16
C84-1409	7/8 x 9/16
C84-1707	1-1/16 x 7/16
C84-1709	1-1/16 x 9/16
C84-1712	1-1/16 x 3/4
C84-2112	1-5/16 x 3/4
C84-2114	1-5/16 x 7/8
C84-2117	1-5/16 x 1-1/16
C84-2612	1-5/8 x 3/4
C84-2617	1-5/8 x 1-1/16
C84-2621	1-5/8 x 1-5/16
C84-3021	1-7/8 x 1-5/16
C84-3026	1-7/8 x 1-5/8
C84-4030	2-1/2 x 1-7/8

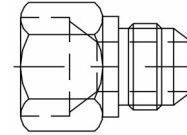
Tube Reducer JIC x JIC Style A

(Nut = C83-***N Required)



P/Number	Thread
C84-0907R	9/16 x 7/16
C84-1207R	3/4 x 7/16
C84-1209R	3/4 x 9/16
C84-1409R	7/8 x 9/16
C84-1707R	1-1/16 x 7/16
C84-1709R	1-1/16 x 9/16
C84-1712R	1-1/16 x 3/4
C84-2112R	1-5/16 x 3/4
C84-2114R	1-5/16 x 7/8
C84-2117R	1-5/16 x 1-1/16
C84-2612R	1-5/8 x 3/4
C84-2617R	1-5/8 x 1-1/16
C84-2621R	1-5/8 x 1-5/16
* C84-3017R	1-7/8 x 1-1/16
C84-3021R	1-7/8 x 1-5/16
C84-4030R	2-1/2 x 1-7/8

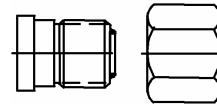
Tube Reducer Fixed F/M JIC x JIC Style B



P/Number	Thread
C84-1207B	3/4 x 7/16
C84-1412B	7/8 x 3/4
C84-1714B	1-1/16 x 7/8
C84-3026B	1-7/8 x 1-5/8
C84-4030B	2-1/2 x 1-7/8

Tube Reducer Assembly F/M ORFS x ORFS

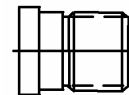
(Reducer = F84-****R, Nut = F83-***N)



P/Number	Thread
F84-1109	11/16 x 9/16
F84-1309	13/16 x 9/16
F84-1311	13/16 x 11/16
F84-1613	1 x 13/16
F84-1913	1-3/16 x 13/16

Tube Reducer F/M ORFS x ORFS

(Nut = F83-***N Required)



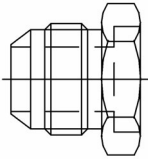
P/Number	Thread
* F84-1109R	11/16 x 9/16
F84-1309R	13/16 x 9/16
* F84-1311R	13/16 x 11/16
F84-1613R	1 x 13/16
F84-1913R	1-3/16 x 13/16

Section 4 Adaptors



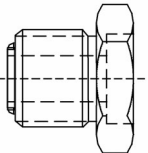
*Manufactured To Order (minimum qtys may apply)

Tubeweld Nipple JIC Male



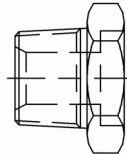
P/Number.....	Thread	Tube
C86-0704	7/16	1/4
C86-0906	9/16	3/8
C86-0908	9/16	1/2
C86-1206	3/4	3/8
C86-1208	3/4	1/2
C86-1210	3/4	5/8
C86-1212	3/4	3/4
C86-1410	7/8	5/8
C86-1412	7/8	3/4
C86-1712	1-1/16	3/4
C86-1714	1-1/16	7/8
C86-1716	1-1/16	1
C86-1720	1-1/16	1-1/4
* C86-1914	1-3/16	7/8
C86-2116	1-5/16	1
C86-2120	1-5/16	1-1/4
C86-2124	1-5/16	1-1/2
C86-2620	1-5/8	1-1/4
C86-2624	1-5/8	1-1/2
C86-3024	1-7/8	1-1/2
C86-4032	2-1/2	2

Tubeweld Nipple ORFS



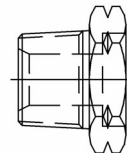
P/Number.....	Thread	Tube
* F86-0904	9/16	1/4
F86-0906	9/16	3/8
* F86-1106	11/16	3/8
* F86-1308	13/16	1/2
* F86-1610	1	5/8
* F86-1912	1-3/16	3/4
* F86-2316	1-7/16	1
* F86-2720	1-11/16	1-1/4

Tubeweld Nipple BSPT Male



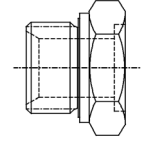
P/Number.....	Thread	Tube
CB86-0404	1/4	1/4
CB86-0406	1/4	3/8
* CB86-0604	3/8	1/4
CB86-0606	3/8	3/8
CB86-0608	3/8	1/2
CB86-0610	3/8	5/8
CB86-0806	1/2	3/8
CB86-0808	1/2	1/2
CB86-0810	1/2	5/8
CB86-0812	1/2	3/4
CB86-0816	1/2	1
CB86-1212	3/4	3/4
CB86-1216	3/4	1
* CB86-1220	3/4	1-1/4
CB86-1612	1	3/4
CB86-1616	1	1
CB86-1620	1	1-1/4
CB86-1624	1	1-1/2
CB86-2016	1-1/4	1
CB86-2020	1-1/4	1-1/4
CB86-2024	1-1/4	1-1/2
CB86-2420	1-1/2	1-1/4
CB86-2424	1-1/2	1-1/2
CB86-3232	2	2

Tubeweld Nipple NPTF Male



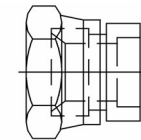
P/Number.....	Thread	Tube
* CN86-0406	1/4	3/8
CN86-0606	3/8	3/8
* CN86-0608	3/8	1/2
* CN86-1212	3/4	3/4

Tubeweld Nipple BSPF Male



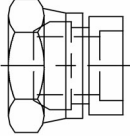
P/Number	Thread	Tube
CP86-0406	1/4	3/8
* CP86-0608	3/8	1/2
* CP86-0810	1/2	5/8
CP86-1216	3/4	1
CP86-1620	1	1-1/4
CP86-2024	1-1/4	1-1/2

Tubeweld Union JIC Female



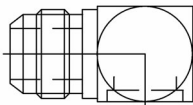
P/Number	Thread	Tube
C87-0704	7/16	1/4
C87-0904	9/16	1/4
C87-0906	9/16	3/8
C87-1206	3/4	3/8
C87-1208	3/4	1/2
C87-1210	3/4	5/8
C87-1408	7/8	1/2
C87-1410	7/8	5/8
C87-1412	7/8	3/4
C87-1712	1-1/16	3/4
C87-1716	1-1/16	1
* C87H-1716	1-1/16	1
C87-2116	1-5/16	1
C87-2120	1-5/16	1-1/4
C87-2620	1-5/8	1-1/4
C87-2624	1-5/8	1-1/2
C87-3024	1-7/8	1-1/2
C87-4032	2-1/2	2

Tubeweld Union BSPP Female



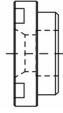
P/Number	Thread	Tube
CB87-0404	1/4	1/4
* CB87-0406	1/4	3/8
CB87-0606	3/8	3/8
CB87-0808	1/2	1/2
CB87-0810	1/2	5/8
CB87-0812	1/2	3/4
CB87-1212	3/4	3/4
CB87-1616	1	1
CB87-1620	1	1-1/4
CB87-2016	1-1/4	1
CB87-2020	1-1/4	1-1/4
* CB87-2424	1-1/2	1-1/2

Tubeweld 90 deg Elbow JIC Male



P/Number	Thread	Tube
C88-0704	7/16	1/4
C88-0906	9/16	3/8
C88-0908	9/16	1/2
* C88-1206	3/4	3/8
C88-1208	3/4	1/2
C88-1210	3/4	5/8
* C88-1212	3/4	3/4
C88-1410	7/8	5/8
* C88-1712	1-1/16	3/4
* C88-1714	1-1/16	7/8
* C88-2116	1-5/16	1
* C88-2120	1-5/16	1-1/4
* C88-2620	1-5/8	1-1/4

Tubeweld Flange SAE O'Ring Code 61 (3000 psi)



P/Number	Flange	Tube
C92-0808	1/2	1/2
C92-0810	1/2	5/8
* C92-1208	3/4	1/2
* C92-1210	3/4	5/8
C92-1212	3/4	3/4
C92-1216	3/4	1
* C92-1608	1	1/2
* C92-1610	1	5/8
C92-1612	1	3/4
C92-1616	1	1
C92-1620	1	1-1/4
* C92-2012	1-1/4	3/4
* C92-2016	1-1/4	1
C92-2020	1-1/4	1-1/4
C92-2024	1-1/4	1-1/2
C92-2416	1-1/2	1
C92-2420	1-1/2	1-1/4
C92-2424	1-1/2	1-1/2
* C92-2432	1-1/2	2
C92-3220	2	1-1/4
C92-3224	2	1-1/2
C92-3232	2	2
* C92-4032	2-1/2	2
C92-4040	2-1/2	2-1/2

90 Duro 'O' Ring supplied

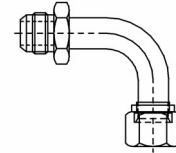
Tubeweld Flange SAE O'Ring Code 62 (6000 psi)



P/Number	Flange	Tube
* C92H-0808	1/2	1/2
* C92H-0812	1/2	3/4
C92H-1212	3/4	3/4
* C92H-1216	3/4	1
* C92H-1612	1	3/4
C92H-1616	1	1
C92H-1620	1	1-1/4
* C92H-2016	1-1/4	1
C92H-2020	1-1/4	1-1/4
C92H-2024	1-1/4	1-1/2
C92H-2420	1-1/2	1-1/4
C92H-2424	1-1/2	1-1/2
C92H-3224	2	1-1/2
C92H-3232	2	2

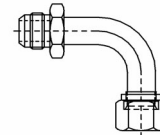
90 Duro 'O' Ring supplied

Short 90 deg. Tube JIC x JIC M/F SAE 100R2 Working Pressure



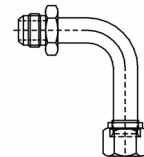
P/Number	Thread
C93-0707	7/16 x 7/16
C93-0808	1/2 x 1/2
C93-0909	9/16 x 9/16
C93-1212	3/4 x 3/4
C93-1414	7/8 x 7/8
C93-1714	1-1/16 x 7/8
C93-1717	1-1/16 x 1-1/16
C93-2121	1-5/16 x 1-5/16
C93-2626	1-5/8 x 1-5/8
C93-3030	1-7/8 x 1-7/8
C93-4040	2-1/2 x 2-1/2

Short 90 deg. Tube M/F JIC x JIC SAE 100R12 Working Pressure



P/Number	Thread
C93H-1212	3/4 x 3/4
C93H-1717	1-1/16 x 1-1/16
C93H-2121	1-5/16 x 1-5/16
C93H-2626	1-5/8 x 1-5/8
C93H-3030	1-7/8 x 1-7/8

Long 90 deg. Tube M/F JIC x JIC SAE 100R2 Working Pressure



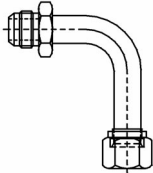
P/Number	Thread
C94-0707	7/16 x 7/16
C94-0808	1/2 x 1/2
C94-0909	9/16 x 9/16
C94-1212	3/4 x 3/4
C94-1414	7/8 x 7/8
C94-1717	1-1/16 x 1-1/16
C94-2121	1-5/16 x 1-5/16
C94-2626	1-5/8 x 1-5/8
C94-3030	1-7/8 x 1-7/8

Section 4 Adaptors



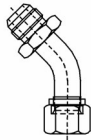
*Manufactured To Order (minimum qtys may apply)

**Long 90 deg. Tube
M/F JIC x JIC
SAE 100R12
Working Pressure**



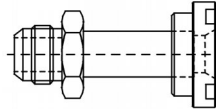
P/Number.....	Thread
C94H-1212.....	3/4 x 3/4
C94H-1717.....	1-1/16 x 1-1/16
C94H-2121.....	1-5/16 x 1-5/16
C94H-2626.....	1-5/8 x 1-5/8
C94H-3030.....	1-7/8 x 1-7/8

**Short 45 deg. Tube
M/F JIC x JIC
SAE 100R2
Working Pressure**



P/Number.....	Thread
C95-0707.....	7/16 x 7/16
* C95-0808.....	1/2 x 1/2
C95-0909.....	9/16 x 9/16
C95-1212.....	3/4 x 3/4
C95-1414.....	7/8 x 7/8
C95-1717.....	1-1/16 x 1-1/16
C95-2121.....	1-5/16 x 1-5/16
C95-2626.....	1-5/8 x 1-5/8

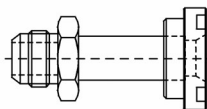
**Straight Flangehead
JIC Male x SAE
(Code 61)
SAE 100R2
Working Pressure**



P/Number.....	Thread.....	Flange
C96-1208.....	3/4	1/2
C96-1212.....	3/4	3/4
C96-1410K.....	7/8	5/8
C96-1412.....	7/8	3/4
C96-1712.....	1-1/16	3/4
C96-1716.....	1-1/16	1
C96-1720.....	1-1/6	1-1/4
C96-2116.....	1-5/16	1
C96-2120.....	1-5/16	1-1/4
C96-2124.....	1-5/16	1-1/2
C96-2620.....	1-5/8	1-1/4
C96-2624.....	1-5/8	1-1/2
C96-2632.....	1-5/8	2
C96-3024.....	1-7/8	1-1/2
C96-3032.....	1-7/8	2
C96-4032.....	2-1/2	2

90 Duro 'O' Ring supplied

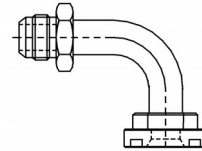
**Straight Flangehead
JIC Male x SAE
(Code 62)
SAE 100R12
Working Pressure**



P/Number.....	Thread.....	Flange
C96H-1712.....	1-1/16	3/4
C96H-1716.....	1-1/16	1
C96H-2116.....	1-5/16	1
C96H-2120.....	1-5/16	1-1/4
C96H-2620.....	1-5/8	1-1/4
C96H-2624.....	1-5/8	1-1/2
C96H-3020.....	1-7/8	1-1/4
C96H-3024.....	1-7/8	1-1/2

90 Duro 'O' Ring supplied

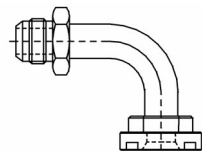
**90 deg. Flangehead
JIC Male x SAE
(Code 61)
SAE 100R2
Working Pressure**



P/Number.....	Thread	Flange
C97-1208.....	3/4	1/2
C97-1212.....	3/4	3/4
C97-1410K.....	7/8	5/8
C97-1412.....	7/8	3/4
C97-1416.....	7/8	1
C97-1712.....	1-1/16	3/4
C97-1716.....	1-1/16	1
C97-1720.....	1-1/16	1-1/4
* C97-1724.....	1-1/16	1-1/2
C97-2116.....	1-5/16	1
C97-2120.....	1-5/16	1-1/4
C97-2124.....	1-5/16	1-1/2
C97-2616.....	1-5/8	1
C97-2620.....	1-5/8	1-1/4
C97-2624.....	1-5/8	1-1/2
C97-2632.....	1-5/8	2
* C97-3020.....	1-7/8	1-1/4
C97-3024.....	1-7/8	1-1/2
C97-4032.....	2-1/2	2
* C97-4040SUCTION.....	2-1/2	2-1/2
* C97-4048SUCTION.....	2-1/2	3

90 Duro 'O' Ring supplied

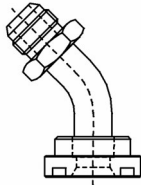
**90 deg. Flangehead
JIC Male x SAE
(Code 62)
SAE 100R12
Working Pressure**



P/Number.....	Thread.....	Flange
C97H-1712.....	1-1/16	3/4
C97H-1716.....	1-1/16	1
* C97H-1720.....	1-1/16	1-1/4
C97H-2112.....	1-5/16	3/4
C97H-2116.....	1-5/16	1
C97H-2120.....	1-5/16	1-1/4
C97H-2620.....	1-5/8	1-1/4
C97H-2624.....	1-5/8	1-1/2
* C97H-3020.....	1-7/8	1-1/4
C97H-3024.....	1-7/8	1-1/2
* C97H-4024.....	2-1/2	1-1/2

90 Duro 'O' Ring supplied

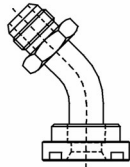
**45 deg. Flangehead
JIC Male x SAE
(Code 61)
SAE 100R2
Working Pressure**



P/Number	Thread	Flange
C98-1208	3/4	1/2
* C98-1212	3/4	3/4
C98-1712	1-1/16	3/4
C98-1716	1-1/16	1
C98-2116	1-5/16	1
C98-2120	1-5/16	1-1/4
C98-2124	1-5/16	1-1/2
C98-2620	1-5/8	1-1/4
C98-2624	1-5/8	1-1/2
* C98-3024	1-7/8	1-1/2

90 Duro 'O' Ring supplied

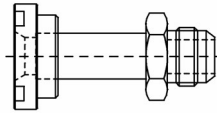
**45 deg. Flangehead
JIC Male x SAE
(Code 62)
SAE 100R12
Working Pressure**



P/Number	Thread	Flange
C98H-1408	7/8	1/2
C98H-1712	1-1/16	3/4
C98H-2116	1-5/16	1
C98H-2620	1-5/8	1-1/4
C98H-2624	1-5/8	1-1/2

90 Duro 'O' Ring supplied

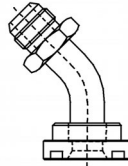
**Straight Flangehead
JIC Male x SAE
(Code 62)
6000 psi
Working Pressure
One Piece Construction**



P/Number	Thread	Flange
12FLH6K-12MJ	1-1/16	3/4
16FLH6K-12MJ	1-1/16	1
16FLH6K-16MJ	1-5/16	1
16FLH6K-20MJ	1-5/8	1
20FLH6K-16MJ	1-5/16	1-1/4
20FLH6K-20MJ	1-5/8	1-1/4
24FLH6K-20MJ	1-5/8	1-1/2
24FLH6K-24MJ	1-7/8	1-1/2

90 Duro 'O' Ring **NOT** included

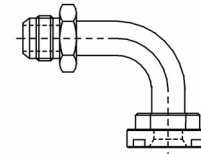
**45-deg Flangehead
JIC Male x SAE
(Code 62)
6000 psi
Working Pressure
One Piece Construction**



P/Number	Thread	Flange
12FLH6K-12MJ45	1-1/16	3/4
16FLH6K-16MJ45	1-5/16	1
20FLH6K-20MJ45	1-5/8	1-1/4

90 Duro 'O' Ring **NOT** included

**90-deg Flangehead
JIC Male x SAE
(Code 62)
6000 psi
Working Pressure
One Piece Construction**



P/Number	Thread	Flange
12FLH6K-12MJ90	1-1/16	3/4
12FLH6K-16MJ90	1-5/16	3/4
16FLH6K-12MJ90	1-1/16	1
16FLH6K-16MJ90	1-5/16	1
16FLH6K-20MJ90	1-5/8	1
20FLH6K-16MJ90	1-5/16	1-1/4
20FLH6K-20MJ90	1-5/8	1-1/4
24FLH6K-20MJ90	1-5/8	1-1/2

90 Duro 'O' Ring **NOT** included


**FLANGE CLAMPS,
FLANGE BLOCKS AND
PLUGS NOW IN
SECTION 5, PAGE 5.16**

Section 4 Adaptors




*Manufactured To Order (minimum qtys may apply)

'O' Ring to suit UNO Thread




P/Number.....	Size
R01-06.....	3/8
R01-07.....	7/16
R01-08.....	1/2
R01-09.....	9/16
R01-12.....	3/4
R01-14.....	7/8
R01-17.....	1-1/16
R01-19.....	1-3/16
R01-21.....	1-5/16
R01-26.....	1-5/8
R01-30.....	1-7/8
R01-40.....	2-1/2

'O' Ring to Suit SAE Flange



P/Number.....	Size
R02-08.....	1/2
R02-12.....	3/4
R02-16.....	1
R02-20.....	1-1/4
R02-24.....	1-1/2
R02-32.....	2
R02-40.....	2-1/2
R02-48.....	3

'O' Ring to Suit BSPP Threads



P/Number.....	Size
R03-02.....	1/8
R03-04 GAUGE.....	1/4
R03-04.....	1/4
R03-06.....	3/8
R03-08.....	1/2
R03-12.....	3/4
R03-16.....	1
R03-20.....	1-1/4
R03-24.....	1-1/2

Dowty Seal BSPP Thread DIN Std



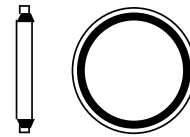
P/Number.....	Size
R04-02.....	1/8
R04-04.....	1/4
R04-06.....	3/8
R04-08.....	1/2
R04-12.....	3/4
R04-16.....	1
R04-20.....	1-1/4

Dowty Seal BSPP Thread B.S. Std




P/Number.....	Size
R04B-02.....	1/8
R04B-04.....	1/4
R04B-06.....	3/8
R04B-08.....	1/2
R04B-12.....	3/4
R04B-16.....	1
R04B-20.....	1-1/4
R04B-24.....	1-1/2
R04B-32.....	2
R04B-40.....	2-1/2

Dowty Seal Metric Thread




P/Number.....	Size
R04M-08.....	8
R04M-10.....	10
R04M-12.....	12
R04M-14.....	14
R04M-16.....	16
R04M-18.....	18
R04M-20.....	20
R04M-22.....	22
R04M-24.....	24
R04M-26.....	26
R04M-27.....	27
R04M-33.....	33
R04M-42.....	42
R04M-48.....	48

'O' Ring to Suit ORFS Fittings




P/Number.....	Size
R06-09.....	9/16
R06-11.....	11/16
R06-13.....	13/16
R06-16.....	1
R06-19.....	1-3/16
R06-23.....	1-7/16
R06-27.....	1-11/16
R06-32.....	2

'O' Ring to Suit DKO Fittings




P/Number.....	Size
R08-14.....	M14
R08-16.....	M16
R08-18.....	M18
R08-20.....	M20
R08-22.....	M22
R08-24.....	M24
R08-30.....	M30
R08-36.....	M36
R08-42.....	M42
R08-52.....	M52

Retaining Ring For BSPP 'O' Ring



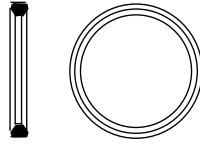
P/Number.....	Size
R13-02.....	1/8
R13-04.....	1/4
R13-06.....	3/8
R13-08.....	1/2
R13-12.....	3/4
R13-16.....	1
R13-20.....	1-1/4
R13-24.....	1-1/2

'O' Ring Encapsulated to Suit BSPP Threads



P/Number.....	Size
R19-02.....	1/8
R19-04.....	1/4
R19-06.....	3/8
R19-08.....	1/2
R19-12.....	3/4
R19-16.....	1
R19-20.....	1-1/4
R19-24.....	1-1/2

Metric & BSPP Seal Rings



P/Number.....	Size
DKR-1/4.....	1/4
DKR-3/8.....	3/8
DKR-1/2.....	1/2
DKR-3/4.....	3/4
DKR-1.....	1
DKR-1-1/4.....	1-1/4
DKR-1-1/2.....	1-1/2
DKR-M12.....	12
DKR-M14.....	14
DKR-M16.....	16
DKR-M18.....	18
DKR-M22.....	22

Section 4 Adaptors



*Manufactured To Order (minimum qtys may apply)

Southcott O-ring Kit UNO, ORFS, C61 & C62



P/Number.....
SORKIT.....

Southcott O-ring Kit BSPP O-ring & Retainer



P/Number.....
SORKIT-P.....

Southcott Bonded Seal Kit Metric



P/Number.....
SORKIT-DM.....

Southcott Bonded Seal Kit BSPP



P/Number.....
SORKIT-DP.....

Southcott Encapsulated Seal Kit BSPP



P/Number.....
SORKIT-EP.....

Southcott O-Ring Kit Flanges



P/Number.....
SORKIT-FLG.....

Southcott O-Ring Kit ORFS



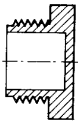
P/Number.....
SORKIT-ORFS.....

Southcott O-Ring Kit UNO



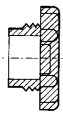
P/Number.....
SORKIT-UNO.....

PLUG PLASTIC JIC/SAE/ORFS



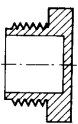
P/Number.....	Thread
PPJ-07.....	7/16
PPJ-08.....	1/2
PPJ-09.....	9/16
PPJ-10.....	5/8
PPJ-11.....	11/16
PPJ-12.....	3/4
PPJ-13.....	13/16
PPJ-14.....	7/8
PPJ-16.....	1
PPJ-17.....	1-1/16
PPJ-19.....	1-3/16
PPJ-21.....	1-5/16
PPJ-23.....	1-7/16
PPJ-26.....	1-5/8
PPJ-30.....	1-7/8
PPJ-40.....	2-1/2

PLUG PLASTIC BSP/NPT



P/Number.....	Thread
PPB-02.....	1/8
PPB-04.....	1/4
PPB-06.....	3/8
PPB-08.....	1/2
PPB-10.....	5/8
PPB-12.....	3/4
PPB-16.....	1
PPB-20.....	1-1/4
PPB-24.....	1-1/2
PPB-32.....	2

PLUG PLASTIC METRIC



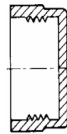
P/Number.....	Thread
PPM-12.....	12 x 1.5
PPM-14.....	14 x 1.5
PPM-16.....	16 x 1.5
PPM-20.....	20 x 1.5
PPM-22.....	22 x 1.5
PPM-24.....	24 x 1.5
PPM-26.....	26 x 1.5
PPM-30.....	30 x 2
PPM-33.....	33 x 2
PPM-36.....	36 x 2
PPM-42.....	42 x 2
PPM-52.....	52 x 2

CAP PLASTIC JIC/SAE/ORFS



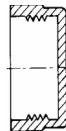
P/Number.....	Thread
CPJ-07.....	7/16
CPJ-08.....	1/2
CPJ-09.....	9/16
CPJ-10.....	5/8
CPJ-11.....	11/16
CPJ-12.....	3/4
CPJ-13.....	13/16
CPJ-14.....	7/8
CPJ-16.....	1
CPJ-17.....	1-1/16
CPJ-19.....	1-3/16
CPJ-21.....	1-5/16
CPJ-23.....	1-7/16
CPJ-26.....	1-5/8
CPJ-30.....	1-7/8

CAP PLASTIC BSP/NPT



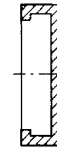
P/Number.....	Thread
CPB-02.....	1/8
CPB-04.....	1/4
CPB-06.....	3/8
CPB-08.....	1/2
CPB-10.....	5/8
CPB-12.....	3/4
CPB-16.....	1
CPB-20.....	1-1/4
CPB-24.....	1-1/2
CPB-32.....	2

CAP PLASTIC METRIC



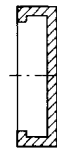
P/Number.....	Thread
CPM-08.....	8 x 1.0
CPM-10.....	10 x 1.0
CPM-12.....	12 x 1.5
CPM-14.....	14 x 1.5
CPM-16.....	16 x 1.5
CPM-20.....	20 x 1.5
CPM-22.....	22 x 1.5
CPM-24.....	24 x 1.5
CPM-26.....	26 x 1.5
CPM-30.....	30 x 2
CPM-33.....	33 x 2
CPM-36.....	36 x 2
CPM-42.....	42 x 2
CPM-52.....	52 x 2

CAP PLASTIC FLANGE CODE 61



P/Number.....	Thread
CPF61-08.....	1/2
CPF61-12.....	3/4
CPF61-16.....	1
CPF61-20.....	1-1/4
CPF61-24.....	1-1/2
CPF61-32.....	2

CAP PLASTIC FLANGE CODE 62



P/Number.....	Thread
CPF62-08.....	1/2
CPF62-12.....	3/4
CPF62-16.....	1
CPF62-20.....	1-1/4
CPF62-24.....	1-1/2
CPF62-32.....	2

Section 4 Adaptors



*Manufactured To Order (minimum qtys may apply)

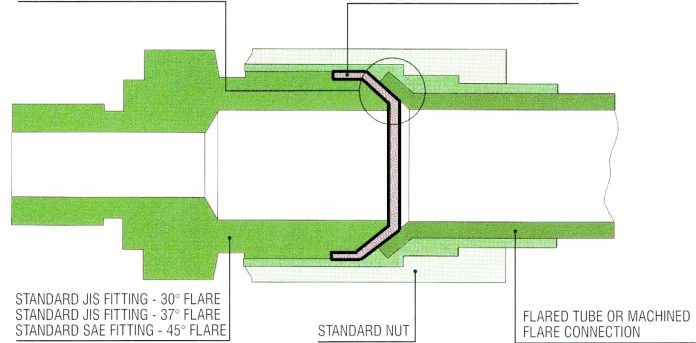


flaretite development

COMBINATION OF **flaretite** SEAL, LOCTITE SEALANT & LOCKING RIBS CREATE A LEAK FREE JOINT

key design features

flaretite SEAL WITH LOCTITE SEALANT AUST. REG. 137165 (GLOBALLY REGISTERED DESIGN)



NFPA and ISO Approve use of Seals in Flared Fittings

The most recent revision of the National Fluid Power Association's (NFPA) standard relating to "Hydraulic Fluid Power systems - Methods For Preventing External Leakage" now recommends the use of compliant seals to address the universal weeping problem of JIC flared fittings.


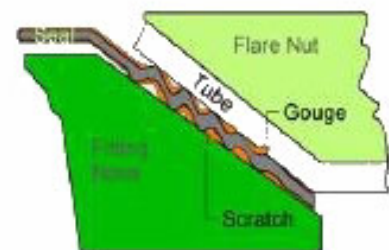
NFPA now joins the International Standards Organization (ISO) as the two leading standards organizations in the world both recommending seals be fitted to JIC type flared joints to address both environmental and OH&S issues.

Flaretite Seals have a proven history of positive leak-free performance on the most difficult and challenging global applications, such as the M1 Abrams Tanks and the latest M-777 Howitzer, where severe shock loads and vibration saw JIC flared fitting joints fail on commissioning.

In addition to these and other US Army and Navy applications Flaretite seals are fitted by manufacturers such as Wind Generator Drives and Kanga Loaders in Australia on their ride-on mini loaders to eliminate costly rework and customer compliant warranty issues.

Flaretite Seals are a metal stamping with multiple concentric rings. They are impregnated with a special Loctite coating and when inserted into a flared fitting joint the concentric rings form multiple seals down the face of the flare whilst the loctite coating fills minor fitting face imperfections providing a positive leak free seal solution.

Flaretite Seals are available in 304 stainless for 37 degree JIC standard Hydraulic system use and 316 stainless for marine applications. They are also available in 30 degree JIS, 45 degree (SAE J512 Automotive) and 45 degree (SAE J513) in copper for gas and refrigeration use.



Flaretite Seals

Seals the mating faces of any standard JIC/SAE/JIS flare joint

304 Standard	316 Stainless	JIC Thread Size	Pack Qty.
Individual Seal Part No.	Individual Seal Part No.		
IP-37FT04-304-SOR	IP-37FT04-316-SGR	7/16"	1
IP-37FT06-304-SOR	IP-37FT06-316-SGR	9/16"	1
IP-37FT08-304-SOR	IP-37FT08-316-SGR	3/4"	1
IP-37FT10-304-SOR	IP-37FT10-316-SGR	7/8"	1
IP-37FT12-304-SOR	IP-37FT12-316-SGR	1-1/16"	1
IP-37FT16-304-SOR	IP-37FT16-316-SGR	1-5/16"	1
IP-37FT20-304-SOR	IP-37FT20-316-SGR	1-5/8"	1
	IP-37FT24-316-SGR	1-7/8"	1
	IP-37FT32-316-SGR	2-1/2"	1

Standard Pack Part No.	Standard Pack Part No.	JIC Thread Size	Pack Qty.
BP-37FT04-304-SOR	BP-37FT04-316-SGR	7/16"	20
BP-37FT06-304-SOR	BP-37FT06-316-SGR	9/16"	20
BP-37FT08-304-SOR	BP-37FT08-316-SGR	3/4"	20
BP-37FT10-304-SOR	BP-37FT10-316-SGR	7/8"	20
BP-37FT12-304-SOR	BP-37FT12-316-SGR	1-1/16"	20
BP-37FT16-304-SOR	BP-37FT16-316-SGR	1-5/16"	20
BP-37FT20-304-SOR	BP-37FT20-316-SGR	1-5/8"	20
	BP-37FT24-316-SGR	1-7/8"	10

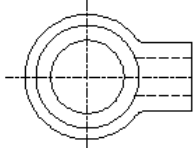
Bulk Pack	Bulk Pack	JIC Thread Size	Pack Qty.
QT-37FT04-304-SOR	QT-37FT04-316-SGR	7/16"	100
QT-37FT06-304-SOR	QT-37FT06-316-SGR	9/16"	100
QT-37FT08-304-SOR	QT-37FT08-316-SGR	3/4"	100
QT-37FT10-304-SOR	QT-37FT10-316-SGR	7/8"	100
QT-37FT12-304-SOR	QT-37FT12-316-SGR	1-1/16"	100
QT-37FT16-304-SOR	QT-37FT16-316-SGR	1-5/16"	50
QT-37FT20-304-SOR	QT-37FT20-316-SGR	1-5/8"	50
	QT-37FT24-316-SGR	1-7/8"	25
	QT-37FT32-316-SGR	2-1/2"	10
FLARETITE KIT		7/16", 9/16", 3/4", 7/8", 1 1/16", 1 5/16", 1 5/8"	5, 5, 5, 5, 5, 5, 5

Section 4 Adaptors



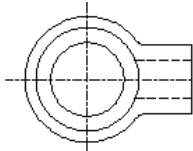
*Manufactured To Order (minimum qtls may apply)

Banjo Metric c/w Back Bore



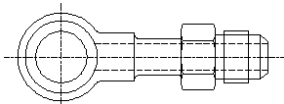
P/Number	Diam	B/Bore
BJ1-08	8	5
BJ1-10	10	6
BJ1-12	12	8
BJ1-14	14	10

Banjo BSPP c/w Back Bore



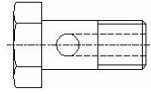
P/Number	Diam	B/Bore
BJ2-02	1/8	1/8
BJ2-04	1/4	1/4
BJ2-06	3/8	3/8
BJ2-08	1/2	1/2

Banjo Metric to JIC-M



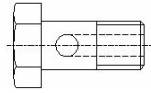
P/Number	Diam	JIC
BJ3-0807	8	7/16
BJ3-0809	8	9/16
BJ3-1007	10	7/16
BJ3-1009	10	9/16
BJ3-1209	12	9/16
BJ3-1409	14	9/16

Banjo Bolt Metric



P/Number	Diam	Pitch
BJB-08Mx1.0	8	1
BJB-08Mx1.25	8	1.25
BJB-10Mx1.0	10	1
BJB-12Mx1.5	12	1.5
BJB-14Mx1.5	14	1.5

Banjo Bolt BSPP



P/Number	Size
BJB-02B	1/8
BJB-04B	1/4
BJB-06B	3/8
BJB-08B	1/2

Banjo Washer

P/Number	Type	Size
BJW-08M	Metric	8
BJW-10M	Metric	10
BJW-12M	Metric	12
BJW-14M	Metric	14
BJW-02B	BSPP	1/8
BJW-04B	BSPP	1/4
BJW-06B	BSPP	3/8
BJW-08B	BSPP	1/2



My Notes

Section 5

Accessories



QUICK RELEASE COUPLINGS - FASTER

NV	Valve Type Couplings	5.5
NS	Ball Type Couplings	5.5
HNV	Poppet Type Couplings	5.5
ANV	A Series Standard Couplings	5.5
PV	Push-Pull Couplings	5.6
VV	Screw On Heavy Duty Couplings	5.6
PVVM	Screw On Couplings	5.6
FFH	Flat-Faced Couplings	5.7
3FFH	Flat-Faced Couplings	5.7
4BD4FH	Flat-Faced Couplings (Skid Steer Loaders)	5.8
FHV	Flat-Faced Screw Together	5.9
3CFHF	Valve Type Rigid Mount Coupling	5.9
NZ	Interchange with PB3310 Coupling	5.10
DF	Coupling Test Point	5.10

QUICK RELEASE COUPLINGS - SUNDRIES - FASTER

TM & TF	PVC Dust Plug & Caps to suit NV couplings	5.10
TMV & TFV	Aluminium Dust Plugs & Caps to suit VV couplings	5.10
TMP & TFP	Aluminium Dust Plugs & Caps to suit P couplings	5.10
TM2 & TF2	Dust Covers to suit FFH, 3FFH & 4BD4FH series	5.11
SD	Dual Bracket	5.11
SS	Support Nipple	5.11
TA	Self-Closing Dust Cap	5.11

QUICK RELEASE COUPLINGS - MULTIFASTER

Standard MultiFaster	5.12
Front End Loader MultiFaster	5.12
New Holland MultiFaster	5.12
MultiFaster Accessories & Spares	5.12

PORTA-POWER HOSES

PPH	Replacement Hose Assemblies	5.14
PVVM	Quick-Release Couplings	5.14

QUICK RELEASE COUPLINGS - TEMA STYLE

Coupling - CEJN	5.15
-----------------------	------

SPLIT CLAMPS - CIOCCA

SF30**	Flange Code 61	5.16
SF60**	Flange Code 62	5.16
CATFHS	Flange CAT-Style	5.16

SAE FLANGES - CIOCCA

CFCS1**	Blanking Plate Code 61	5.17
CFCS4**	Blanking Plate Code 62	5.17
FP	Blanking Disc Code 61	5.18
FPH	Blanking Disc Code 62	5.18
CFS1**	BSPP Code 61	5.19
CFS4**	BSPP Code 62	5.19
CFS1**N	NPTF Code 61	5.19
JIC-1**	JIC Code 61	5.20
JIC-4**	JIC Code 62	5.20
JIC-3**	JIC 90° Code 61	5.21
JIC-6**	JIC 90° Code 62	5.21

PRESSURE TEST FLANGES - CIOCCA

DST1**	BSPP Test Point Code 61	5.22
DST4**	BSPP Test Point Code 62	5.22

CONNECTOR FLANGES - CIOCCA

FP1**	Code 61	5.23
FP4**	Code 62	5.23

Section 5

Accessories

SAE FLANGE BOLT KITS

BKU-CAP	UNC Cap Head Bolt Kit	5.24
BKUH-CAP	UNC Cap Head Bolt Kit Heavy Duty	5.24
BKU-HEX	UNC Hex Head Bolt Kit	5.24
BKUH-HEX	UNC Hex Head Bolt Kit Heavy Duty	5.24
BKM-CAP	Metric Cap Head Bolt Kit	5.24
BKMH-CAP	Metric Cap Head Bolt Kit Heavy Duty	5.24
BKM-HEX	Metric Hex Head Bolt Kit	5.24
BKMH-HEX	Metric Hex Head Bolt Kit Heavy Duty	5.24

SWIVEL JOINTS - HYDRAULICS INC

S SERIES	In Line Swivel Joints	5.25
9S SERIES	90 Swivel Joints	5.26

SWIVEL JOINTS - TEMA

Swivel Joint	5.27
--------------------	------

ROTARY COUPLINGS - WALVOIL

GGIL SERIES	In Line Rotary Couplings	5.28
GG90 SERIES	90° Rotary Couplings	5.28

BALL VALVES - GEMELS

GE-2 Series	5.29
GM-2 Series	5.29
GE-3 Series	5.29
VBB series	5.29

CHECK VALVES

SDNR Series	5.30
VU Series	5.30

PRESSURE GAUGES

Pressure Gauge - Glycerine-Filled Dual Scale	5.31
Pressure Gauge - Digital	5.31
Pressure Gauge Isolator	5.31
Pressure Gauge Adaptors	5.31
Pressure Gauge Protective Boot	5.31

TEST POINTS - OLEOTEC

Test Point Couplings	5.32
Test Point to Gauge Adaptor	5.32
Test Point Hose Assemblies	5.32
Test Point Tees	5.33

TUBE

Hydraulic Tube	5.34
----------------------	------

COMPRESSION FITTINGS

Versa Flare Compression Fittings to suit JIC Fittings	5.35
---	------

STANDARD SERIES PIPE CLAMPS - SINGLES

Complete Clamps	5.37
Sub Components	5.38

TWIN SERIES CLAMPS - DOUBLES

Complete Clamps	5.39
Sub Components	5.40

HEAVY SERIES CLAMPS - SINGLES

Complete Clamps	5.41
Sub Components	5.42

Section 5

Accessories



HOSE CLAMPS

TTBY.....	Part Stainless, Heavy Duty T-Bolt Clamps	5.43
TTBS.....	All Stainless, Heavy Duty T-Bolt Clamps.....	5.44
MH & HS.....	Perforated Band Clamps	5.45
CAI.....	Vinyl Coated "P" Clamps	5.46
TRLC.....	Rubber Lined "P" Clamps	5.46

Section 5

Accessories



NV Series

1/2" only interchangeable according to ISO 7241 Part A

Standard couplings for general purpose applications with poppet valve shut-off system.
Connection/Disconnection under pressure: Not allowed.

Thread	Part Number	Part Number	Flow	MWP	Accessories PVC		Accessories Alloy		Seal Kits
					Caps	Plugs	Caps	Plugs	
BSPP	Male Half	Female Half	L/min	bar					Female
1/4	NV-14GAS-M	NV-14GAS-F	15	350	TF-14	TM-14	TF-14-S	TM-14-S	SK-NV14-F
3/8	NV-38GAS-M	NV-38GAS-F	50	300	TF-38	TM-38	-	-	SK-NV38-F
1/2	NV-12GAS-M	NV-12GAS-F	75	300	TF-12	TM-12	TF-12-S	TM-12-S	SK-NV12-F
3/4	NV-34GAS-M	NV-34GAS-F	150	300	TF-34	TM-34	TF-34-S	TM-34-S	SK-NV34-F
1	NV-1GAS-M	NV-1GAS-F	220	250	TF-1	TM-1	TF-1-S	TM-1-S	SK-NV1-F
1-1/4	NV-114GAS-M	NV-114GAS-F	340	220	-	-	TF-114-S	TM-114-S	SK-NV114-F
1-1/2	NV-112GAS-M	NV-112GAS-F	450	200	-	-	TF-112-S	TM-112-S	SK-NV112-F
2	NV-2GAS-M	NV-2GAS-F	1000	150	-	-	TF-2-S	TM-2-S	SK-NV2-F

NPT, SAE & Metric thread types available on request



NS Series

1/2" only interchangeable according to ISO 7241 Part A

Standard couplings for general purpose applications with ball valve shut-off system.
Connection/Disconnection under pressure: Not allowed.

Thread	Part Number	Part Number	Flow	MWP	Accessories PVC		Accessories Alloy		Seal Kits
					Caps	Plugs	Caps	Plugs	
BSPP/ NPT	Male Half	Female Half	L/min	bar					Female
1/4	NS-14GAS-M	NS-14GAS-F	15	250	TF-14	TM-14	TF-14-S	TM-14-S	SK-NV14-F
1/4	NS-14NPT-M	NS-14NPT-F	15	250	TF-14	TM-14	TF-14-S	TM-14-S	SK-NV14-F
3/8	NS-38GAS-M	NS-38GAS-F	30	250	TF-38	TM-38	-	-	SK-NV38-F
3/8	NS-38NPT-M	NS-38NPT-F	30	250	TF-38	TM-38	-	-	SK-NV38-F
1/2	NS-12GAS-M	NS-12GAS-F	70	200	TF-12	TM-12	TF-12-S	TM-12-S	SK-NV12-F
1/2	NS-12NPT-M	NS-12NPT-F	70	200	TF-12	TM-12	TF-12-S	TM-12-S	SK-NV12-F
3/4	NS-34GAS-M	NS-34GAS-F	80	170	TF-34	TM-34	TF-34-S	TM-34-S	SK-NV34-F
3/4	NS-34NPT-M	NS-34NPT-F	80	170	TF-34	TM-34	TF-34-S	TM-34-S	SK-NV34-F
1	NS-1GAS-M	NS-1GAS-F	140	250	TF-1	TM-1	TF-1-S	TM-1-S	SK-NV1-F
1	NS-1NPT-M	NS-1NPT-F	140	250	TF-1	TM-1	TF-1-S	TM-1-S	SK-NV1-F

SAE & Metric thread types available on request



HNV Series

ISO 7241 Part B Interchange

Standard couplings for industrial applications. Poppet valve shut-off system.
Connection/Disconnection under pressure: Not allowed.

Thread	Part Number	Part Number	Flow	MWP	Accessories PVC		Seal Kits
					Caps	Plugs	
BSPP	Male Half	Female Half	L/min	bar			Female
1/4	HNV-14GAS-M	HNV-14GAS-F	17	450	TFH-14	TMH-14	SK-HNV14-F
3/8	HNV-38GAS-M	HNV-38GAS-F	50	300	TFH-38	TMH-38	SK-HNV38-F
1/2	HNV-12GAS-M	HNV-12GAS-F	75	350	TFH-12	TMH-12	SK-HNV12-F
3/4	HNV-34GAS-M	HNV-34GAS-F	190	250	TFH-34	TMH-34	SK-HNV34-F
1	HNV-1GAS-M	HNV-1GAS-F	270	300	TFH-1	TMH-1	SK-HNV1-F
1-1/2	HNV-112GAS-M	HNV-112GAS-F	750	140	-	-	SK-HNV112-F
2	HNV-2GAS-M	HNV-2GAS-F	1600	90	-	-	SK-HNV2-F



ANV Series

ISO 7241 Part A Interchange

Standard couplings for agricultural applications. Poppet valve shut-off system.
Connection/Disconnection under pressure: Not allowed.

Thread	Part Number	Part Number	Flow	MWP	Accessories PVC		Seal Kits
					Male Half	Female Half	L/min
1/4	ANV-14GAS-M	ANV-14GAS-F	8	500	TFA-14	TMA-14	SK-ANV-14
3/8	ANV-38GAS-M	ANV-38GAS-F	30	300	TFA-38	TMA-38	SK-ANV-38
1/2	NV-12GAS-M	NV-12GAS-F	75	300	TF-12	TM-12	SK-NV12-F
3/4	ANV-34GAS-M	ANV-34GAS-F	180	300	TFA-34	TMA-34	SK-ANV-34
1	ANV-1GAS-M	ANV-1GAS-F	270	250	TFA-1	TMA-1	SK-ANV-1
1-1/4	ANV-114GAS-M	ANV-114GAS-F	330	250	-	-	SK-ANV-114
1-1/2	ANV-112GAS-M	ANV-112GAS-F	450	200	-	-	SK-ANV-112
2	ANV-2GAS-M	ANV-2GAS-F	900	150	-	-	SK-ANV-2

NPT, SAE & Metric thread types available on request



PV Series

ISO 7241 Part A Interchange

Push-pull couplings for agriculture, designed for panel mounted installation. BSP & NPT female thread available. Breakaway function.

Connection/Disconnection under pressure: Not allowed.

Thread	Part Number	Part Number	Flow LPM	MWP	Accessories PVC		Accessories Alloy		Seal Kits
					Male Half	Female Half	I/min	bar	Caps
1/2	Use NV Series	PV-12GAS-F	75	250	TF-12	TM-12	TF-12-S	TM-12-S	SK-NV12-F

NPT thread type available on request



VV Series

Robust, reliable & allows connection under residual pressure. Double function sleeve on female allows for connection with either VV or NV male halves.

Connection/Disconnection under pressure: Allowed residual.

Thread	Part Number	Part Number	Flow LPM	MWP	Accessories PVC		Accessories Alloy		Seal Kits
					Male Half	Female Half	I/min	bar	Caps
1/4	VV-14GAS-M	VV-14GAS-F	18	350	-	-	TFV-14S	TMV-14S	SK-NV14-F
3/8	VV-38GAS-M	VV-38GAS-F	30	300	-	-	TFV-38S	TMV-38S	SK-NV38-F
1/2	VV-12GAS-M	VV-12GAS-F	65	250	-	-	TFV-12S	TMV-12S	SK-NV12-F
3/4	VV-34GAS-M	VV-34GAS-F	100	250	-	-	TFV-34S	TMV-34S	SK-NV34-F
1	VV-1GAS-M	VV-1GAS-F	140	220	-	-	TFV-1S	TMV-1S	SK-NV1-F

NPT thread type available on request



PVVM Series

ISO 14540 Interchange

Screw-on couplings purposely designed for the heaviest applications (eg hydraulic jacks). Robust metal to metal sealing poppet valve. This series guarantees the best performance in terms of maximum working pressure.

Connection/Disconnection under pressure: Allowed residual.

Thread	Part Number	Part Number	Flow LPM	MWP	Accessories PVC		Accessories Alloy		Seal Kits
					Male Half	Female Half	I/min	bar	Caps
1/4	PVVM-14NPT-M	PVVM-1/14NPT-F	15	1030	-	-	TFP-14	TMP-14	SK-PVVM14-F
3/8	PVVM-38NPT-M	PVVM-1/38NPT-F	20	1000	-	-	TFP-38	TMP-38	SK-PVVM38-F



Section 5 Accessories



FFH Series

ISO 16028 Interchange, 35MPa Series. Supersedes 2FFI Series

Flat face couplings with real maximum working pressure of 35MPa (350 bar) and zinc nickel plating. Flat valve shut-off system contributes to prevent contamination and spillage.

Connection/Disconnection under pressure: Not allowed.

Thread	Part Number	Part Number	Flow LPM	MWP	Accessories PVC		Accessories Alloy		Seal Kits
					Caps	Plugs	Caps	Plugs	
BSPP/SAE	Male Half	Female Half	L/min	bar					Male
1/4	FFH04-14GAS-M	FFH04-14GAS-F	25	350	TF2FI-14	TM2FI-14	TF2FI-14S	TM2FI-14S	SK-MF-14
3/8	FFH06-38GAS-M	FFH06-38GAS-F	50	350	TFF-38	TMF-38	TF2FN-38S	TM2FN-38S	SK-FFH06-M
1/2	FFH06-12GAS-M	FFH06-12GAS-F	50	350	TFF-38	TMF-38	TF2FN-38S	TM2FN-38S	SK-FFH06-M
3/4	FFH06-12SAE-M	FFH06-12SAE-F	50	350	TFF-38	TMF-38	TF2FN-38S	TM2FN-38S	SK-FFH06-M
1/2	FFH08-12GAS-M	FFH08-12GAS-F	110	350	TF2FI-12	TM2FI-12	TF2FI-12S	TM2FI-12S	SK-FFH08-M
3/4	FFH08-34GAS-M	FFH08-34GAS-F	110	350	TF2FI-12	TM2FI-12	TF2FI-12S	TM2FI-12S	SK-FFH08-M
7/8	FFH08-58SAE-M	FFH08-58SAE-F	110	350	TF2FI-12	TM2FI-12	TF2FI-12S	TM2FI-12S	SK-FFH08-M
1-1/16	FFH08-34SAE-M	FFH08-34SAE-F	110	350	TF2FI-12	TM2FI-12	TF2FI-12S	TM2FI-12S	SK-FFH08-M
3/4	FFH10-34GAS-M	FFH10-34GAS-F	125	350	TF2FI-58	TM2FI-58	-	-	SK-FFH10-M
3/4	FFH12-34GAS-M	FFH12-34GAS-F	160	350	TF2FI-34	TM2FI-34	TF2FI-34S	TM2FI-34S	SK-FFH12-M
1-1/16	FFH12-34SAE-M	FFH12-34SAE-F	160	350	TF2FI-34	TM2FI-34	TF2FI-34S	TM2FI-34S	SK-FFH12-M
1	FFH12-1GAS-M	FFH12-1GAS-F	160	350	TF2FI-34	TM2FI-34	TF2FI-34S	TM2FI-34S	SK-FFH12-M
1-5/16	FFH12-1SAE-M	FFH12-1SAE-F	160	350	TF2FI-34	TM2FI-34	TF2FI-34S	TM2FI-34S	SK-FFH12-M
1	FFH16-1GAS-M	FFH16-1GAS-F	230	350	TF2FI-1	TM2FI-1	TF2FI-1S	TM2FI-1S	SK-FFH16-M

NPT, SAE & Metric thread types available on request



3FFH Series

ISO 162028 Interchange. Supersedes 3FFI Series

Flat face couplings, real 35MPa (350 bar) max working pressure. Zinc-nickel plating.

Connection under pressure: Allowed residual.

Disconnection under pressure: Not allowed.

It is possible to couple either a 3FFH female half under pressure with a FFH male half, or a 3FFH male half under pressure with a FFH female half.

Using 3FFH Male Coupling & FFH Female Coupling

Thread	Part Number	Part Number	Flow LPM	MWP	Accessories PVC		Accessories Alloy	
					Caps	Plugs	Caps	Plugs
BSPP	Male Half	Female Half	L/min	bar				
3/8	3FFH06-38GAS-M	FFH06-38GAS-M	35	350	TFF-38	TMF-38	TF2FN-38S	TM2FN-38S
1/2	3FFH08-12GAS-M	FFH08-12GAS-M	65	350	TF2FI-12	TM2FI-12	TF2FI-12S	TM2FI-12S
3/4	3FFH12-34GAS-M	FFH12-34GAS-M	115	350	TF2FI-34	TM2FI-34	TF2FI-34S	TM2FI-34S

NPT, SAE & Metric thread types available on request

Flow rates based on 3FFH coupler

Using 3FFH Female Coupling & FFH Male Coupling

Thread	Part Number	Part Number	Flow LPM	MWP	Accessories PVC		Accessories Alloy	
					Caps	Plugs	Caps	Plugs
BSPP	Female Half	Male Half	L/min	bar				
3/8	3FFH06-38GAS-F	FFH06-38GAS-M	35	350	TFF-38	TMF-38	TF2FN-38S	TM2FN-38S
1/2	3FFH08-12GAS-F	FFH08-12GAS-M	65	350	TF2FI-12	TM2FI-12	TF2FI-12S	TM2FI-12S
3/4	3FFH12-34GAS-F	FFH12-34GAS-M	115	350	TF2FI-34	TM2FI-34	TF2FI-34S	TM2FI-34S

NPT, SAE & Metric thread types available on request

Flow rates based on 3FFH coupler



Section 5

Accessories

4BD4FH Series

ISO 16028 Interchange

Designed to allow a quick connection and disconnection of attachments for skid steer loaders and other construction equipment machines. Shares all the benefits of the FFH series technology. High flow capability when using 3/4" cartridges instead of 1/2" (both sizes fit into the same body).







Connection under pressure: Using 3FFH Series.

Disconnection under pressure: In two steps.



Coupling Flow Rates	
1/2"	3/4"
100 Lpm	145 Lpm

Manifold Coupling Size in	Thread JIC	Part Number Fixed Manifold	Part Number Connecting Couplings	MWP bar	Accessories PVC		Accessories Alloy		Seal Kits
					TF2FI-12	TM2FI-12	TF2FI-12S	TM2FI-12S	
1/2	7/8-MALE	4BD4FH08-13/58S	FFH Series	350	TF2FI-12	TM2FI-12	TF2FI-12S	TM2FI-12S	N/A
	1-1/16-MALE	4BD4FH08-13/34S							

Spare Part Kits for the Current Series Manifold - FFH				
Part Number	KIT-4FH08-M	KIT-4FH08-F	KIT4BD-FFH06M	
1/2" Replacement Couplings				Centre Drain Line
	KIT-4FH12-M	KIT-4FH12-F	KIT4BD-FFH06M	
3/4" Replacement Couplings				Centre Drain Line

Spare Part Kits for the Obsolete Series Manifold - FFI				
Part Number	4FI-12-M	4FI-12-F	KIT4BD-FFN38M	
1/2 Replacement Couplings				Centre Drain Line

Section 5 Accessories



FHV Series

Screw on flat face couplings, suitable for construction equipment and heavy duty applications. No hose torsion during connection/disconnection thanks to internal bearing system. Equipped with a safety sleeve to prevent accidental disconnections due to vibrations.

Connection by hand up to 35MPa residual pressure in the male half.

Disconnection under pressure: Allowed.

Thread	Part Number		Flow LPM	MWP	Accessories Alloy		Seal Kits
	Male Half	Female Half			Caps	Plugs	
BSPP			l/min	bar			Male
3/8	FHV06-38GAS-M	FHV06-38GAS-F	32	530	TF-FHV06-S	TM-FHV06-S	SK-FHV-06
1/2	FHV08-12GAS-M	FHV08-12GAS-F	70	530	TF-FHV08-S	TM-FHV08-S	SK-FHV-08
3/4	FHV12-34GAS-M	FHV12-34GAS-F	120	460	TF-FHV12-S	TM-FHV12-S	SK-FHV-12
1	FHV16-1GAS-M	FHV16-1GAS-F	200	530	TF-FHV16-S	TM-FHV16-S	SK-FHV-16
1-1/4	FHV20-114GAS-M	FHV20-114GAS-F	350	460	TF-FHV20-S	TM-FHV20-S	SK-FHV-20
1-1/2	FHV24-112GAS-M	FHV24-112GAS-F	420	460	TF-FHV24-S	TM-FHV24-S	SK-FHV-24

NPT, SAE (ORB & flange) & Metric flange thread types available on request



3CFHF Series

Supersedes 3CFPV Series

ISO 7241 Part A Interchange

Push-pull coupling, connectable with male under residual pressure. Breakaway function.

Can be screwed directly into valve port or rigid pipes.

Connection under pressure: Allowed male half up to working pressure.

Disconnection under pressure: Only as breakaway function.

The 3CFHF couplings feature a stronger seal configuration designed to withstand instant uncontrolled return flow peaks of oil from implements up to 250 L/min.

Since the high flow female couplers 3CFHF improve the ability of the hydraulic ports to withstand uncontrolled backflow surges, it is advised for the end user to also install high flow males on the implement side, at least in the return line of large actuators.



Thread Type	Part Number			Flow Lpm	MWP bar	Accessories PVC		Accessories Acetal Resin	Seal Kits
	Male Half Standard	Male Half High Flow	Female Hal High Flow			Caps	Plugs	Self Closing Caps	
22mm	NV	-	3CFHF081/2215-F (Male Thread)	70	250	TF-12	TM-12	TA-12	KIT-AE12S+OR12H
7/8 UNO			3CFHF1/78UNF-F (Male Thread)						
1/2 BSP		NVHF08GAS-M (Female Thread)	3CFHF08-12GAS-F (Female Thread)						
7/8 JIC B/H		-	3CFHF14/78UNF-F (Male Bulkhead JIC)						
22x1.5 B/H			3CFHF087/2215-F (Male Bulkhead Short 15L)						

Other configurations available. The high flow feature is only guaranteed when coupled together with male and female high flow couplings.

NZ Series

PB3310 Interchange (PBR 1" Truck)

Similar to NV series couplings but are specially designed to interchange with couplings in the New Zealand market in the transport field.

Connection/Disconnection under pressure: Not allowed.

Thread	Part Number	Part Number	Flow LPM	MWP	Interchange		Accessories PVC		Seal Kits
					Male	Female	Caps	Plugs	Female
BSPP	Male Half	Female Half	l/min	bar	PBR-16MT	PBR-16FB	PBR-16DC	PBR-16DP	-
1	NZ-1GAS-M	NZ-1GAS-F	160	230					



DF Series

ISO 15171-1 Interchange

Flat face couplings specifically designed to measure the internal pressure of hydraulic circuits. Male part to be mounted on the hydraulic line and female part to be connected to gauge instruments.

Connection/Disconnection under pressure: Not allowed.

Male Half		Female Half		Flow Lpm	MWP bar	Accessories PVC		Seal Kits
Thread Type Male Coupling	Part Number	Thread Type Female Coupling	Part Number			Caps	Plugs	Female
1/8 NPT/F	DF04-18NPT-M	1/8 NPT/F	DF04-18NPT-F	2	470	TFDF-04	-	-
1/4 NPT/F	DF04-14NPT-M	1/4 NPT/F	DF04-14NPT-F					
1/4 NPT/M	DF04-1/14NPT-M	1/4 NPT/M	DF04-1/14NPT-F					
7/16 UNO/M	DF04-1/14SAE-M	7/16 UNO/F	DF04-14SAE-F					
9/16 UNO/M	DF04-1/38SAE-M	9/16 UNO/F	DF04-38SAE-F					
1/4 BSPP/M	DF04-21/14G-M	1/4 BSPP/F	DF04-14GAS-F					

NPT, SAE, ORB & Metric thread types available on request




TM & TF Dust Caps and Plugs

To suit NV, NS coupling series. Standard colour blue, but also available in orange, yellow, black, red and green.




Size (in)	Caps	Plugs
1/4	TF-14	TM-14
3/8	TF-38	TM-38
1/2	TF-12	TM-12
3/4	TF-34	TM-34
1	TF-1	TM-1



TMV & TFV Dust Caps and Plugs

To suit VV series couplings.


Size (in)	Caps	Plugs
1/4	TFV-14S	TMV-14S
3/8	TFV-38S	TMV-38S
1/2	TFV-12S	TMV-12S
3/4	TFV-34S	TMV-34S
1	TFV-1S	TMV-1S



TMP & TFP Dust Caps and Plugs

To suit PVVM series couplings.

Size (in)	Caps	Plugs
1/4	TFP-14	TMP-14
3/8	TFP-38	TMP-38



Section 5 Accessories



TM2 & TF2 Dust Caps and Plugs

To suit FFH, 3FFH and 4BD4FH coupling series. Standard colour orange, but also available in blue, yellow, black red and green.



Size (in)	PVC		Aluminium	
	Suit Female	Suit Male	Suit Female	Suit Male
1/4	TM2FI-14	TF2FI-14	TM2FI-14S	TF2FI-14S
3/8	TMF-38	TFF-38	TM2FN-38S	TF2FN-38S
1/2	TM2FI-12	TF2FI-12	TM2FI-12S	TF2FI-12S
3/4	TM2FI-34	TF2FI-34	TM2FI-34S	TF2FI-34S
1	TM2FI-1	TF2FI-1	TM2FI-1S	TF2FI-1S



SD Dual Bracket 1/2" Couplings

To suit PV series couplings (push/pull type).
Colours: Green clamp insets and plated metal bracket

Size (in)	Part No.
1/2	SD-12



SS Support Nipple 1/2" Couplings

To suit NV/NS series male couplings.

Size (in)	Part No.
1/2	SS-12M



TA Self-Closing Dust Cap

Specifically designed for push/pull quick release couplings. It closes itself automatically when the male is disconnected, sealing off dust and dirt. Produced in nylon with stainless steel springs and particularly resistant to weather changes and aging factors.

Colour: Blue (standard)

Available On Request (MOQ may apply):

Yellow, Red, Black, Green, Brown



Size (in)	Part No.
1/2	TA-12



MULTIFASTER

Quick-Release Multiconnection System



Quick and easy multiconnection system to connect several hydraulic, electrical and pneumatic lines. Connection and disconnection allowed even with lines under pressure with the 2P Series. Effortless connection under full working pressure with the 3P Series. Connection and latching is made with a cam lever, while disconnection requires depressing the safety lock first.

Other combinations are available; please contact our sales department.

Standard MultiFaster

Coupling Size	Thread Size BSPP	Connections Available	Electrical Connections	Flow L/min	MWP bar	Fixed Half Part #	Mobile Half Part #	
06	3/8"	2	N/A	40	250	2P206-2-38G-FC	2P206-2-38G-MC	
		4				2P506-4-38G-FC	2P506-4-38G-MC	
		6				2P606-6-38G-FC	2P606-6-38G-MC	
08	1/2"	2		2P208-2-12G-FC		2P208-2-12G-MC		
		4		2P508-4-12G-FC		2P508-4-12G-MC		
		6		2P608-6-12G-FC		2P608-6-12G-MC		
3 x 04 2 x 06	3 x 1/4" 2 x 3/8"	5		1/4" - 20 3/8" - 40			2P5065-5-A-FC	3P5065-5-A-MC
08	1/2"	4 x Hydraulic		1 x 3-Pin		70	2PS08-1-4-12G-FC	2PS08-1-4-12G-MC

SPARE PARTS FOR STANDARD MULTIFASTER COUPLINGS

Replacement Couplings				Seal Kits		Replacement Electrical Plug 3-Pin	
Coupling Size	Thread Size BSPP	Fixed Half 2P Series	Mobile Half 2P Series	Fixed Half	Mobile Half Part #	Fixed Half	Mobile Half
04	1/4"	KIT2FNB14GASF	KIT2FNP14GASM	Replace Coupling	SK-MF-14	KITSPEL08-3F	KITSPEL08-3M
06	3/8"	KIT2FNB38GASF	KIT2FNP38GASM		SK-MF-38		
08	1/2"	KIT2FNB12GASF	KIT2FNP12GASM		SK-MF-12		

Section 5 Accessories



Front End Loader MultiFaster

Base Size	Thread BSPP	Qty Of Lines	Elec. Conn.	Fixed Half	Mobile Half	Flow l/min	PSI
06	3/8	4	N	2PS06-4-38G-FC	2PS06-4-38G-MC	40	3625
06	1/2	4	N	2PS06-4-12G-FC	2PS06-4-12G-MC	40	3625
08	1/2	4	Y	2PS08-1-4-12G-FC	2PS08-1-4-12G-MC	70	3625

New Holland MultiFaster Special

Base Size	Thread UNO	Qty Of Lines	Elec. Conn.	Fixed Half	Mobile Half	Flow l/min	PSI
06	9/16 / 3/4	5	N	2P5065-5-A-FC	3P5065-5-A-MC		3625

ACCESSORIES AND SPARES FOR MULTIFASTER

Couplings	Docking	Dust Cover	Electrical	Guide Pins	Lever
Plates	Plugs	Safety Locks	Screws	Seals	



Section 5 Accessories

Porta-Power

REPLACEMENT HYDRAULIC HOSE ASSEMBLIES TO SUIT PORTA-POWER UNITS

HOSE ASSEMBLIES

690 BAR (10,000 PSI) WORKING PRESSURE
2:1 SAFETY FACTOR



NB: Quick-release coupling half not included in hose assembly.

Part No.	
PPH-500	
PPH-1000	
PPH-1500	
PPH-2000	
PPH-2500	
PPH-3000	
PPH-3500	
PPH-4000	
PPH-4500	
PPH-5000	
PPH-5500	
PPH-6000	
PPH-6500	
PPH-7000	
PPH-7500	
PPH-10000	
PPH-12000	
PPH-13000	
PPH-14000	
PPH-15000	
Part No. indicates length in (mm).	
Also available: CN9-0606H Socket 3/8" NPT High Pressure	

1/4" Jack Line hose (4J2AT)
3/8" Male NPT couplings and wire bend restrictors fitted at each end

PVVM Series

ISO 14540 Interchange


Quick Release screw-on couplings. Heavy Duty Series

Screw-in couplings purposely designed for the heaviest applications (eg hydraulic jacks). Robust metal to metal sealing poppet valve, this series guarantees the best performance in terms of maximum working pressure.
Connection/Disconnection under pressure: Allowed residual.

Part No.	DESCRIPTION
PVVM-38NPT-M	Male half coupler 3/8" NPTF
PVVM-1/38NPT-F	Female half coupler, 3/8" NPTF
TFP-38	Dust Cap (Hose Half)
TMP-38	Dust Plug (Ram Half)

Also available 1/4" NPT

Hose Half



Ram Half

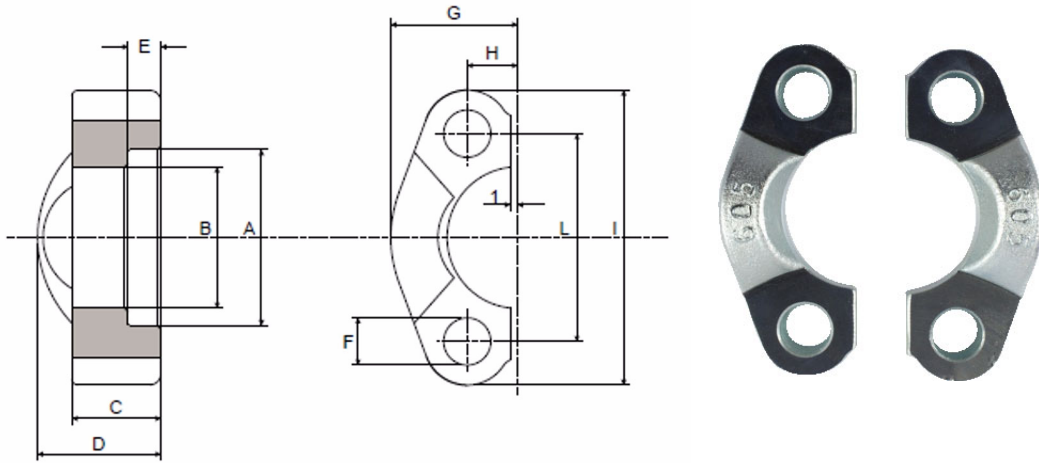
CEJN Quick Release Couplings

TEMA Interchange
 Manual locking ring for extra security
 High durability
 Sturdy design



Thread BSP (in)	Part No. Male	Part No. Female	Flow L/min	MWP bar	Accessories PVC	
					Caps	Plugs
1/4	2520	2510	29	450	2526	2516
3/8	3820	3810	69	350	3826	3816
1/2	5020	5010	122	300	5026	5016
3/4	7520	7510	250	280	7526	7516
1	10020	10010	425	250	10026	10016

Flange Split Clamp - Code 61, 62 & CAT



Flange Split Clamp (Set = 2 halves)

New Part #	Series 61 WP (bar)	SAE	A mm	C mm	E mm	F mm	H mm	L mm	Bolt Kit	
									mm	Imperial
SF3001	348	1/2"	31	13	6.2	8.75	8.7	38.1	BKM-08	BKU-5/16
SF3002	348	3/4"	38.9	14	6.2	10.5	11.1	47.6	BKM-10	BKU-3/8
SF3003	348	1"	45.2	16	7.5	10.5	13.1	52.4	BKM-10	BKU-3/8
SF3004	278	1-1/4"	51.6	14	7.5	12	15.1	58.7	BKM-10	BKU-7/16
SF3005	210	1-1/2"	61.1	16	7.5	13.5	17.9	69.9	BKM-12	BKU-1/2
SF3006	210	2"	72.2	16	9	13.5	21.4	77.8	BKM-12	BKU-1/2
SF3007	175	2-1/2"	84.9	19	9	13.5	25.4	88.9	BKM-12	BKU-1/2
SF3008	138	3"	102.4	22	9	17	31.0	106.4	BKM-16	BKU-5/8

*Larger sizes available on request

Bolt kit part numbers on page 5.24

Flange Split Clamp (Set = 2 halves)

New Part #	Series 62 WP (bar)	SAE	A mm	C mm	E mm	F mm	H mm	L mm	Bolt Kit	
									mm	Imperial
SF6001	420	1/2"	32.5	16	7.2	8.75	9.1	40.5	BKM-08	BKU-5/16
SF6002	420	3/4"	42	19	8.3	10.5	11.90	50.8	BKMH-10	BKU-3/8
SF6003	420	1"	48.4	24	9	13	13.9	57.2	BKMH-12	BKU-7/16
SF6004	420	1-1/4"	54.8	27	9.8	15	15.9	66.6	BKM-14	BKU-1/2
SF6005	420	1-1/2"	64.3	30	12.1	17	18.3	79.3	BKM-16	BKU-5/8
SF6006	420	2"	80.2	37	12.1	21	22.2	96.8	BKM-20	BKU-3/4

*Larger sizes available on request

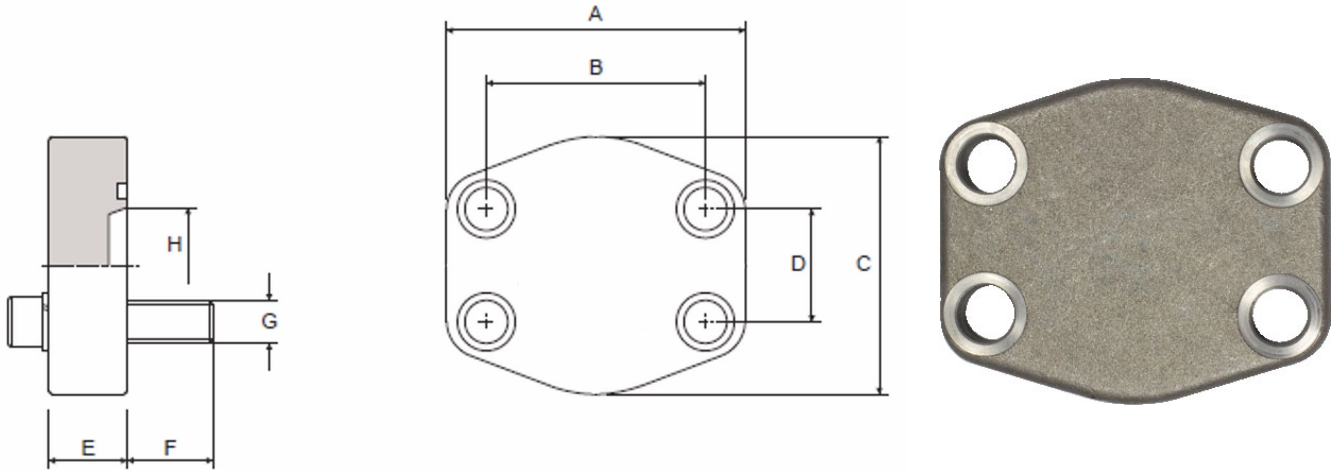
Bolt kit part numbers on page 5.24

Flange Split Clamp (Set = 2 halves)

Part #	Series CAT WP (bar)	CAT	A mm	C mm	E mm	F mm	H mm	L mm	Bolt Kit	
									mm	Imperial
12CATFHS	420	3/4"	42	-	-	10.5	11.9	50.8	BKMH-10	BKU-3/8
16CATFHS	420	1"	48.4	-	-	12.0	13.9	57.2	BKMH-12	BKU-7/16
20CATFHS	420	1-1/4"	54.8	-	-	13.5	15.9	66.6	BKMH-14	BKU-1/2
24CATFHS	420	1-1/2"	64.3	-	-	16.5	18.3	79.3	BKMH-16	BKU-5/8
32CATFHS	420	2"	80.2	-	-	20.0	22.2	96.8	BKMH-20	BKU-3/4

Bolt kit part numbers on page 5.24

Flange Blanks - Code 61 & 62



Straight Flange

New Part #	Series 61 WP (bar)	SAE	A mm	B mm	C mm	D mm	E mm	O-Ring	Bolt Kit	
									mm	Imperial
CFCS080-1/2	348	1/2"	57	38.1	47	17.5	16	R02-08	BKM-08	BKU-5/16
CFCS100-3/4	348	3/4"	66	47.6	49	22.3	18	R02-12	BKM-10	BKU-3/8
CFCS102-1	348	1"	71	52.4	53	26.2	19	R02-16	BKM-10	BKU-3/8
CFCS104-1-1/4	278	1-1/4"	80	58.7	69	30.2	21	R02-20	BKM-10	BKU-7/16
CFCS106-1-1/2	210	1-1/2"	95	69.9	77	35.7	25	R02-24	BKM-12	BKU-1/2
CFCS108-2	210	2"	103	77.8	89	42.9	25	R02-32	BKM-12	BKU-1/2
CFCS110-2-1/2	175	2-1/2"	116	88.9	101	50.8	25	R02-40	BKM-12	BKUH-1/2
CFCS112-3	138	3"	136	106.4	124	61.9	27	R02-48	BKM-16	BKU-5/8

*3-1/2", 4" & 5" sizes available on request

Bolt kit part numbers on page 5.24

Straight Flange

New Part #	Series 62 WP (bar)	SAE	A mm	B mm	C mm	D mm	E mm	O-Ring	Bolt Kit	
									mm	Imperial
CFCS401-1/2	420	1/2"	57	40.5	47	18.2	16	R02-08	BKM-08	BKU-5/16
CFCS402-3/4	420	3/4"	71	50.8	53	23.8	19	R02-12	BKMH-10	BKUH-3/8
CFCS403-1	420	1"	80	57.2	66	27.8	24	R02-16	BKMH-12	BKUH-7/16
CFCS404-1-1/4	420	1-1/4"	94	66.6	77	31.8	27	R02-20	BKM-14	BKUH-1/2
CFCS405-1-1/2	420	1-1/2"	103	79.3	89	36.5	30	R02-24	BKM-16	BKU-5/8
CFCS406-2	420	2"	135	96.8	123	44.5	37	R02-32	BKM-20	BKU-3/4

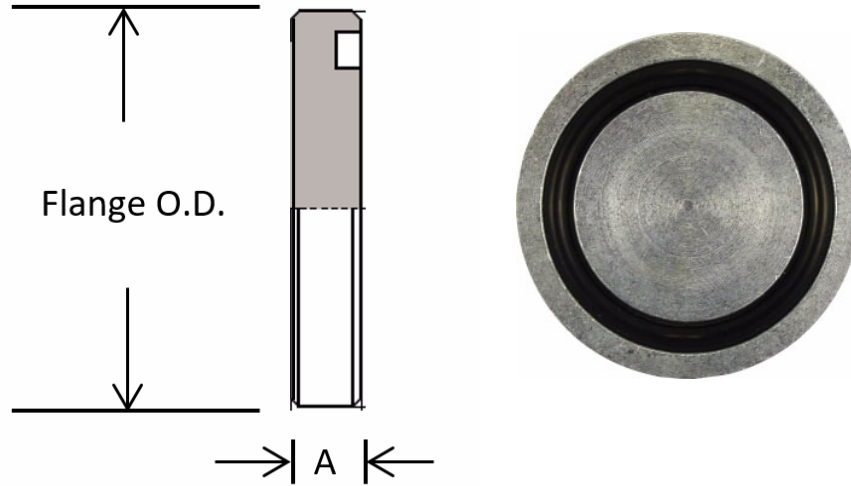
*Larger sizes available on request

Bolt kit part numbers on page 5.24

Section 5

Accessories

Flange Split Clamp Plugs - Code 61 & 62



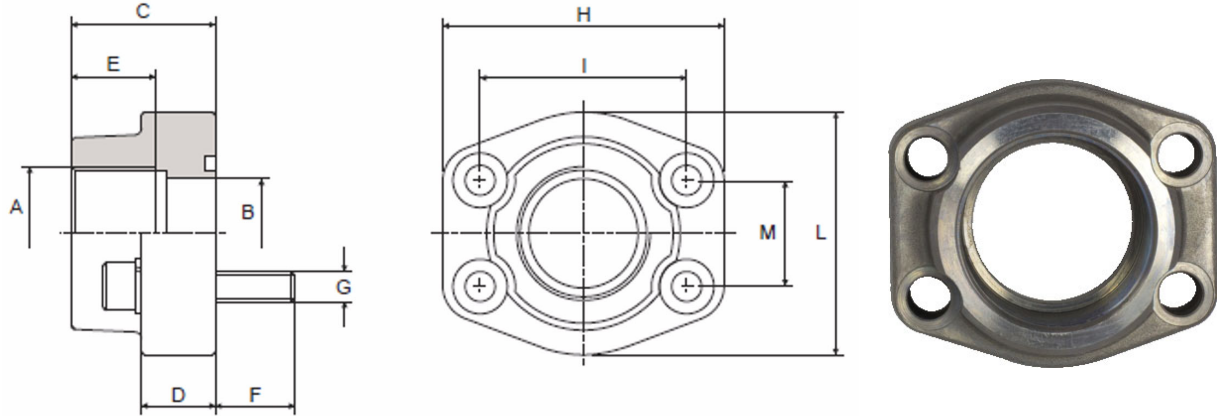
Flange Split Clamp Plug - Code 61

Part #	Series 61 WP (bar)	SAE	Flange O.D. mm	A mm	O-Ring mm
FP-08	210	1/2"	30.2	6.7	R02-08
FP-12	210	3/4"	38.1	6.7	R02-12
FP-16	210	1"	44.5	8.0	R02-16
FP-20	210	1-1/4"	50.8	8.0	R02-20
FP-24	210	1-1/2"	60.3	8.0	R02-24
FP-32	210	2"	71.4	9.5	R02-32

Flange Split Clamp Plug - Code 62

Part #	Series 62 WP (bar)	SAE	Flange O.D. mm	A mm	O-Ring mm
FPH-08	420	1/2"	31.8	7.7	R02-08
FPH-12	420	3/4"	41.3	8.8	R02-12
FPH-16	420	1"	47.6	9.5	R02-16
FPH-20	420	1-1/4"	54.0	10.3	R02-20
FPH-24	420	1-1/2"	63.5	12.6	R02-24
FPH-32	420	2"	79.4	12.6	R02-32

BSPP & NPT - Code 61 & 62



Straight Flange to BSPP Female - Code 61

New Part #	Series 61 WP (bar)	A BSPP	C mm	D mm	H mm	I mm	L mm	M mm	O-Ring	Bolt Kit	
										mm	Imperial
CFS080G-1/2	348	1/2"	36	16	57	38.1	47	17.5	R02-08	BKM-08	BKU-5/16
CFS100G-3/4	348	3/4"	36	18	66	47.6	49	22.3	R02-12	BKM-10	BKU-3/8
CFS102G-1	348	1"	38	18	71	52.4	53	26.2	R02-16	BKM-10	BKU-3/8
CFS104G-1-1/4	278	1-1/4"	41	21	80	58.7	69	30.2	R02-20	BKM-10	BKU-7/16
CFS106G-1-1/2	210	1-1/2"	44	25	94	69.9	77	35.7	R02-24	BKM-12	BKU-1/2
CFS108G-2	210	2"	45	25	103	77.8	89	42.9	R02-32	BKM-12	BKU-1/2
CFS110G-2-1/2	175	2-1/2"	50	25	115	88.9	101	50.8	R02-40	BKM-12	BKU-1/2
CFS112G-3	138	3"	50	27	135	106.4	124	61.9	R02-48	BKM-16	BKU-5/8

*3-1/2", 4" & 5" sizes available on request

Bolt kit part numbers on page 5.24

Straight Flange to BSPP Female - Code 62

New Part #	Series 62 WP (bar)	A BSPP	C mm	D mm	H mm	I mm	L mm	M mm	O-Ring	Bolt Kit	
										mm	Imperial
CFS401G-1/2	420	1/2"	36	16	57	40.5	47	18.2	R02-08	BKM-08	BKU-5/16
CFS402G-3/4	420	3/4"	36	19	71	50.8	53	23.8	R02-12	BKMH-10	BKU-3/8
CFS403G-1	420	1"	44	24	80	57.2	69	27.8	R02-16	BKMH-12	BKU-7/16
CFS404G-1-1/4	420	1-1/4"	44	27	94	66.6	77	31.8	R02-20	BKM-14	BKU-1/2
CFS405G-1-1/2	420	1-1/2"	51	30	106	79.3	89	36.5	R02-24	BKM-16	BKU-5/8
CFS406G-2	420	2"	70	37	135	96.8	116	44.5	R02-32	BKM-20	BKU-3/4

Bolt kit part numbers on page 5.24

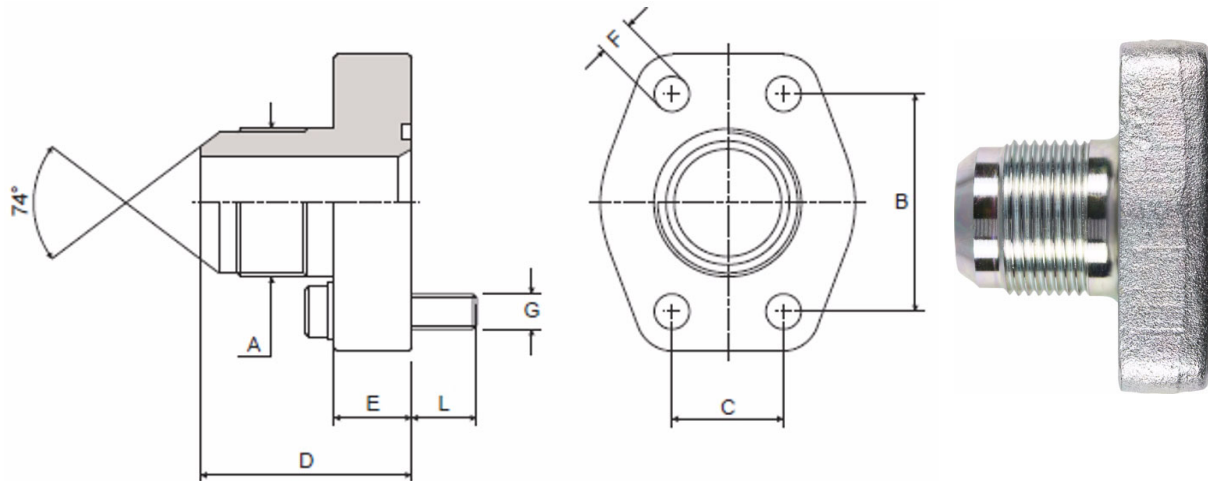
Straight Flange to NPT Female - Code 61

New Part #	Series 61 WP (bar)	A NPT	C mm	D mm	H mm	I mm	L mm	M mm	O-Ring	Bolt Kit	
										mm	Imperial
CFS080N-1/2	348	1/2"	36	16	57	38.1	47	17.5	R02-08	BKM-08	BKU-5/16
CFS100N-3/4	348	3/4"	36	18	66	47.6	49	22.3	R02-12	BKM-10	BKU-3/8
CFS102N-1	348	1"	38	18	71	52.4	53	26.2	R02-16	BKM-10	BKU-3/8
CFS104N-1-1/4	278	1-1/4"	41	21	80	58.7	69	30.2	R02-20	BKM-10	BKU-7/16
CFS106N-1-1/2	210	1-1/2"	44	25	94	69.9	77	35.7	R02-24	BKM-12	BKU-1/2
CFS108N-2	210	2"	45	25	103	77.8	89	42.9	R02-32	BKM-12	BKU-1/2
CFS110N-2-1/2	175	2-1/2"	50	25	115	88.9	101	50.8	R02-40	BKM-12	BKU-1/2

*3", 3-1/2", 4" & 5" sizes available on request

Bolt kit part numbers on page 5.24

JIC Male - Code 61 & 62



Straight Flange To Male JIC - Code 61

Part #	Series 61 WP (bar)	SAE	A Thread	B mm	C mm	D mm	E mm	F mm	O-Ring	Bolt Kit	
										mm	Imperial
JIC-080-A	348	1/2"	3/4"-16*	38.1	17.5	41	16	9	R02-08	BKM-08	BKU-5/16
JIC-080-B			7/8"-14			41					
JIC-080-C			1-1/16"-12*			46					
JIC-100-A	348	3/4"	7/8"-14*	47.6	22.3	47	18	11	R02-12	BKM-10	BKU-3/8
JIC-100-B			1-1/16"-12			49					
JIC-100-C			1-5/16"-12*			50					
JIC-102-A	348	1"	1-1/16"-12*	52.4	26.2	51	18	11	R02-16	BKM-10	BKU-3/8
JIC-102-B			1-5/16"-12			52					
JIC-102-C			1-5/8"-12*			54					
JIC-104-A	278	1-1/4"	1-5/16"-12*	58.7	30.2	56	21	11.5	R02-20	BKM-10	BKU-7/16
JIC-104-B			1-5/8"-12			58					
JIC-104-C			1-7/8"-12*			61					
JIC-106-A	210	1-1/2"	1-5/8"-12*	69.9	35.7	64	24	13.5	R02-24	BKM-12	BKU-1/2
JIC-106-B			1-7/8"-12			67					

Bolt kit part numbers on page 5.24

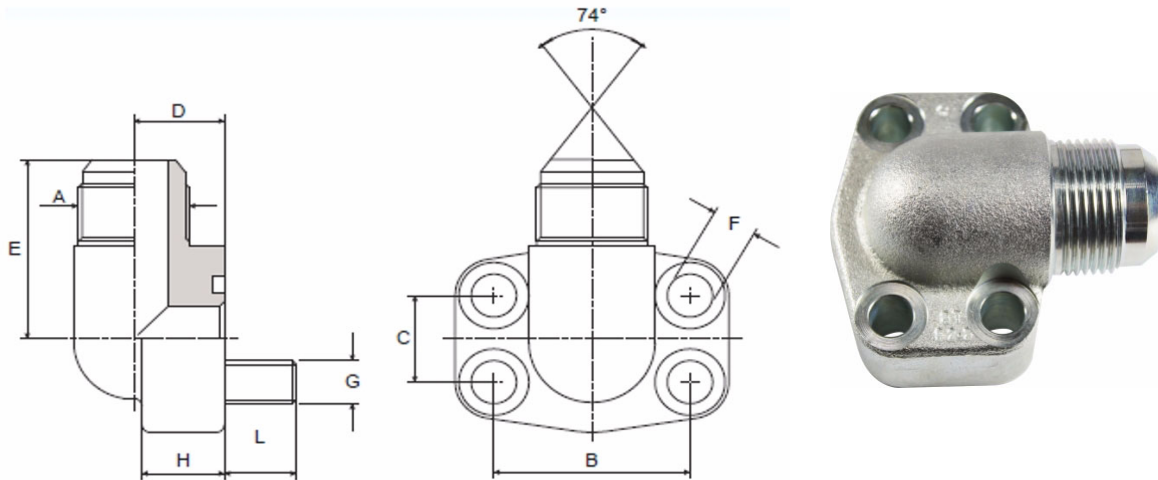
Straight Flange to Male JIC - Code 62

Part #	Series 62 WP (bar)	SAE	A Thread	B mm	C mm	D mm	E mm	F mm	O-Ring	Bolt Kit	
										mm	Imperial
JIC-402-A	420	3/4"	7/8"-14*	50.8	23.8	49	18	11	R02-12	BKMH-10	BKUH-3/8
JIC-402-B			1-1/16"-12			51					
JIC-402-C			1-5/16"-12*			52					
JIC-403-A	420	1"	1-1/16"-12*	57.2	27.8	58	21	13	R02-16	BKMH-12	BKUH-7/16
JIC-403-B			1-5/16"-12			59					
JIC-403-C			1-5/8"-12*			61					
JIC-404-A	420	1-1/4"	1-5/16"-12*	66.6	31.8	64	24	15	R02-20	BKM-14	BKUH-1/2
JIC-404-B			1-5/8"-12			66					
JIC-404-C			1-7/8"-12*			69					
JIC-405-A	420	1-1/2"	1-5/8"-12*	79.3	36.5	70	27	17	R02-24	BKM-16	BKU-5/8
JIC-405-B			1-7/8"-12			73					

*Non-stock - Jump sizes available on request

Bolt kit part numbers on page 5.24

90° JIC Male - Code 61 & 62



Straight Flange To Male JIC 90° - Code 61

Part #	Series 61 WP (bar)	SAE	A Thread	B mm	C mm	D mm	F mm	H mm	O-Ring	Bolt Kit	
										mm	Imperial
JIC-300-90-A	348	1/2"	3/4"-16*	38.1	17.5	17	9	16	R02-08	BKM-08	BKU-5/16
JIC-300-90-B			7/8"-14								
JIC-300-90-C			1-1/16"-12*								
JIC-301-90-A	348	3/4"	7/8"-14*	47.6	22.3	20	11	25	R02-12	BKM-10	BKU-3/8
JIC-301-90-B			1-1/16"-12								
JIC-301-90-C			1-5/16"-12*								
JIC-302-90-A	348	1"	1-1/16"-12*	52.4	26.2	20	11	19	R02-16	BKM-10	BKU-3/8
JIC-302-90-B			1-5/16"-12			24					
JIC-304-90-A	278	1-1/4"	1-5/16"-12*	58.7	30.2	25	11.5	25	R02-20	BKM-10	BKU-7/16
JIC-304-90-B			1-5/8"-12								
JIC-304-90-C			1-7/8"-12*								
JIC-306-90-A	210	1-1/2"	1-5/8"-12*	69.9	35.7	31	13.5	25	R02-24	BKM-12	BKU-1/2
JIC-306-90-B			1-7/8"-12								

Bolt kit part numbers on page 5.24

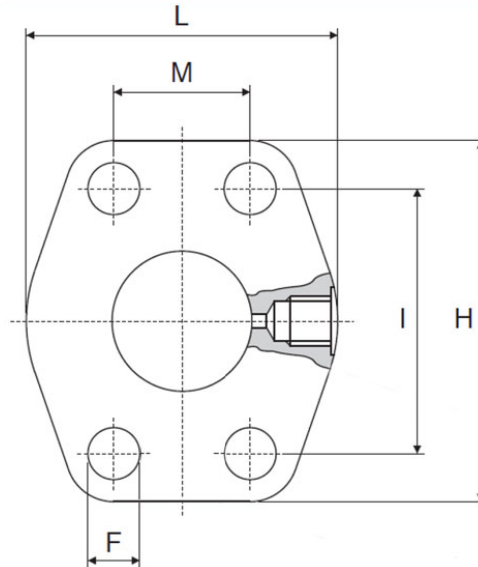
Straight Flange to Male JIC 90° - Code 62

Part #	Series 62 WP (bar)	SAE	A Thread	B mm	C mm	D mm	F mm	H mm	O-Ring	Bolt Kit	
										mm	Imperial
JIC-601-90-A	420	3/4"	7/8"-14*	50.8	23.8	20	11	22	R02-12	BKMH-10	BKUH-3/8
JIC-601-90-B			1-1/16"-12								
JIC-601-90-C			1-5/16"-12*								
JIC-602-90-A	420	1"	1-1/16"-12*	57.2	27.8	25	13	24	R02-16	BKMH-12	BKUH-7/16
JIC-602-90-B			1-5/16"-12								
JIC-602-90-C			1-5/8"-12*								
JIC-604-90-A	420	1-1/4"	1-5/16"-12*	66.6	31.6	31	15	25	R02-20	BKM-14	BKUH-1/2
JIC-604-90-B			1-5/8"-12								
JIC-604-90-C			1-7/8"-12*								
JIC-606-90-A	420	1-1/2"	1-5/8"-12*	79.3	36.5	37	17	26	R02-24	BKM-16	BKU-5/8
JIC-606-90-B			1-7/8"-12								

*Non-stock - Jump sizes available on request

Bolt kit part numbers on page 5.24

PRESSURE TEST FLANGE



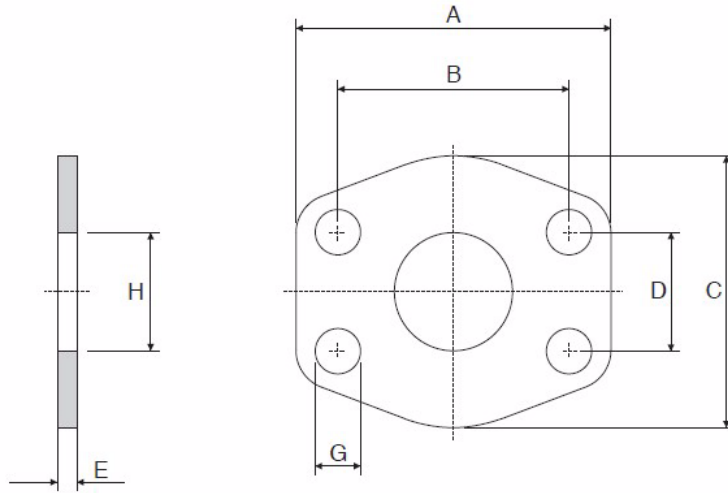
Part #	Series 61 WP bar	SAE	Flange Thickness mm	F mm	H mm	I mm	L mm	M mm	Test Point Thread BSP
DST102	348	1"	19	11	71	52.5	53	26.2	G 1/8"
DST104	278	1-1/4"	20	11.5	80	58.7	69	30.2	
DST106	210	1-1/2"	25	13.5	94	69.9	77	35.7	G 1/4"
DST108	210	2"	25	13.5	103	77.8	89	42.9	
DST110	175	2-1/2"	25	13.5	115	88.9	101	50.8	
DST112	138	3"	27	17	135	106.4	124	61.9	

*Larger sizes available on request. Test point not included with flange.

Part #	Series 62 WP bar	SAE	Flange Thickness mm	F mm	H mm	I mm	L mm	M mm	Test Point Thread BSP
DST403	420	1"	22	13	80	57.2	69	27.8	G 1/8"
DST404		1-1/4"	26	15	94	66.6	77	31.8	
DST405		1-1/2"	30	17	106	79.3	89	36.5	G 1/4"
DST406		2"	36	21	135	96.8	116	44.5	
DST408		2-1/2"	45	25	166	123.8	150	58.7	
DST410		3"	55	32	208	152.4	178	71.4	

*Larger sizes available on request. Test point not included with flange.

Connector Flange - Code 61 & 62



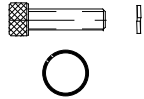
Part #	Series 61 WP bar	SAE	A mm	B mm	C mm	D mm	E mm	G mm	H mm
FP080	210	1/2"	57	38.1	47	17.5	3	9	13
FP100		3/4"	66	47.6	49	22.3		11	19
FP102		1"	71	52.4	53	26.2		11	25
FP104		1-1/4"	80	58.7	69	30.2		11.5	32
FP106		1-1/2"	95	69.9	77	35.7		13.5	38
FP108		2"	103	77.8	89	42.9		13.5	51

Part #	Series 62 WP bar	SAE	A mm	B mm	C mm	D mm	E mm	G mm	H mm
FP401	420	1/2"	57	40.5	47	18.2	4	9	13
FP402		3/4"	71	50.8	53	23.8		11	17
FP403		1"	80	57.2	66	27.8		13	24
FP404		1-1/4"	94	66.6	77	31.8		15	31
FP405		1-1/2"	103	79.3	89	36.5		17	38
FP406		2"	135	96.8	116	44.5		21	51

BOLT KIT UNC

includes four cap screws
four spring washers
one 90 Duro 'O' Ring

Suits split or solid type

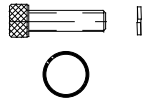


P/Number	Thread
BKU-5/16CAP	5/16 x 18tpi
BKU-3/8CAP	3/8 x 16tpi
BKU-7/16CAP	7/16 x 14tpi
BKU-1/2CAP	1/2 x 13tpi
BKU-5/8CAP	5/8 x 11tpi
BKU-3/4CAP	3/4 x 10tpi
BKU-3/8CAP	3/8 x 16tpi
BKU-7/16CAP	7/16 x 14tpi
BKU-1/2CAP	1/2 x 13tpi

BOLT KIT METRIC

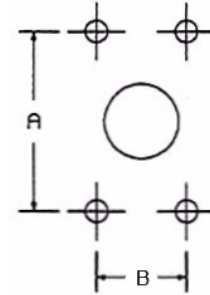
includes four cap screws
four spring washers
one 90 Duro 'O' Ring

Suits split or solid type



P/Number	Thread
BKM-08CAP	M8 x 1.25
BKM-10CAP	M10 x 1.5
BKM-12CAP	M12 x 1.75
BKM-14CAP	M14 x 2
BKM-16CAP	M16 x 2
BKM-20CAP	M20 x 2.5
BKM-10CAP	M10 x 1.5
BKM-12CAP	M12 x 1.75
BKM-16CAP	M16 x 2

FLANGE BOLT CENTRES



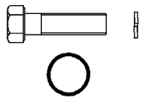
Code 61

Dash Size	Inch-Size	A	B
-08	1/2"	38.1	17.5
-12	3/4"	47.6	22.3
-16	1"	52.4	26.2
-20	1-1/4"	58.7	30.2
-24	1-1/2"	69.8	35.7
-32	2"	77.8	42.9
-40	2-1/2"	88.9	50.8
-48	3"	106.4	61.9

BOLT KIT UNC

includes four hex head bolts
four spring washers
one 90 Duro 'O' Ring

Suits split type only

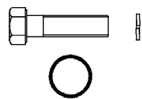


P/Number	Thread
BKU-5/16HEX	5/16 x 18tpi
BKU-3/8HEX	3/8 x 16tpi
BKU-7/16HEX	7/16 x 14tpi
BKU-1/2HEX	1/2 x 13tpi
BKU-5/8HEX	5/8 x 11tpi
BKU-3/4HEX	3/4 x 10tpi
BKU-3/8HEX	3/8 x 16tpi
BKU-7/16HEX	7/16 x 14tpi
BKU-1/2HEX	1/2 x 13tpi

BOLT KIT METRIC

includes four hex head bolts
four spring washers
one 90 Duro 'O' Ring

Suits split type only



P/Number	Thread
BKM-08HEX	M8 x 1.25
BKM-10HEX	M10 x 1.5
BKM-12HEX	M12 x 1.75
BKM-14HEX	M14 x 2
BKM-16HEX	M16 x 2
BKM-20HEX	M20 x 2.5
BKM-10HEX	M10 x 1.5
BKM-12HEX	M12 x 1.75
BKM-16HEX	M16 x 2

Code 62

Dash Size	Inch-Size	A	B
-08	1/2"	40.5	18.2
-12	3/4"	50.8	23.8
-16	1"	57.2	27.8
-20	1-1/4"	66.7	31.8
-24	1-1/2"	79.4	36.5
-32	2"	96.8	44.5

NB: Choose cap screws only for solid flange blocks

Section 5 Accessories



S Series/Inline High Pressure Hydraulic Swivel Joints

Simplified plumbing, longer hose life, less down time, increased reliability and money saving. Designed for low-speed rotation. Working pressure 3,000psi.

MALE JIC TO MALE NPT

Part No.	Barrel Thread JIC	Stem Thread NPT	Seal Kit
S6J6-P4	9/16-18	1/4"	S6-1
S8J10-P8	7/8-14	1/2"	S8-1
S8J12-P12	1 1/16-12	3/4"	S8-1
S16J16-P16	1 5/16-12	1"	S16-1
*S20J20-P20	1 5/8-12	1 1/4"	S20-1



MALE JIC TO FEMALE JIC

Part No.	Barrel Thread JIC	Stem Thread JIC	Seal Kit
S6J6-JF6	9/16-18	9/16-18	S6-1
S6J8-JF8	3/4-16	3/4-16	S6-1
S8J10-JF10	7/8-14	7/8-14	S8-1
S8J12-JF12	1 1/16-12	1 1/16-12	S8-1
S16J16-JF16	1 5/16-12	1 5/16-12	S16-1
S20J20-JF20	1 5/8-12	1 5/8-12	S20-1
*S24J24-JF24	1 7/8-12	1 7/8-12	S24-1



FEMALE NPT TO MALE NPT

Part No.	Barrel Thread NPT	Stem Thread NPT	Seal Kit
S6PF4-P4	1/4"	1/4"	S6-1
S6PF6-P6	3/8"	3/8"	S6-1
S8PF8-P8	1/2"	1/2"	S8-1
S8PF8-P12	1/2"	3/4"	S8-1
S8PF12-P12	3/4"	3/4"	S8-1
S16PF16-P16	1"	1"	S16-1



FEMALE NPT TO FEMALE NPT

Part No.	Barrel Thread NPT	Stem Thread NPT	Seal Kit
S6PF4-PF4	1/4"	1/4"	S6-1
S6PF6-PF6	3/8"	3/8"	S6-1
S8PF8-PF8	1/2"	1/2"	S8-1
S8PF12-PF12	3/4"	3/4"	S8-1
S16PF16-PF16	1"	1"	S16-1



S Series/Inline High Pressure Hydraulic Swivel Joints

Simplified plumbing, longer hose life, less down time, increased reliability and money saving. Designed for low-speed rotation. Working pressure 3,000psi.

MALE JIC TO MALE JIC

Part No.	Barrel Thread JIC	Stem Thread JIC	Seal Kit
9S6J6-J6	9/16-18	9/16-18	9S6-1
9S6J8-J8	3/4-16	3/4-16	9S6-1
9S8J10-J10	7/8-14	7/8-14	9S8-1
9S12J12-J12	1 1/16-12	1 1/16-12	9S12-1
9S16J16-J16	1 5/16-12	1 5/16-12	9S16-1
9S20J20-J20	1 5/8-12	1 5/8-12	9S20-1



MALE JIC TO MALE NPT

Part No.	Barrel Thread JIC	Stem Thread NPT	Seal Kit
9S6J6-P6	9/16-18	3/8"	9S6-1
9S6J8-P6	3/4-16	3/8"	9S6-1
9S8J8-P8	3/4-16	1/2"	9S8-1
9S8J10-P8	7/8-14	1/2"	9S8-1
9S12J12-P12	1 1/16-12	3/4"	9S12-1
9S16J16-P16	1 5/16-12	1"	9S16-1
9S20J20-P20	1 5/8-12	1 1/4"	9S20-1



MALE JIC TO FEMALE NPT

Part No.	Barrel Thread JIC	Stem Thread NPT	Seal Kit
9S6J6-PF6	9/16-18	3/8"	9S6-1
9S6J8-PF6	3/4-16	3/8"	9S6-1
9S8J8-PF8	3/4-16	1/2"	9S8-1
9S8J10-PF8	7/8-14	1/2"	9S8-1
9S12J12-PF12	1 1/16-12	3/4"	9S12-1
9S16J16-PF16	1 5/16-12	1"	9S16-1



MALE JIC TO MALE O'RING

Part No.	Barrel Thread JIC	Stem Thread UNO	Seal Kit
9S6J6-O6	9/16-18	9/16-18	9S6-1
9S6J6-O8	9/16-18	3/4-16	9S6-1
9S6J8-O8	3/4-16	3/4-16	9S6-1
9S8J10-O10	7/8-14	7/8-14	9S8-1
9S12J12-O12	1 1/16-12	1 1/16-12	9S12-1
9S16J16-O16	1 5/16-12	1 5/16-12	9S16-1
9S20J20-O20	1 5/8-12	1 5/8-12	9S20-1



S Series/Inline High Pressure Hydraulic Swivel Joints

Simplified plumbing, longer hose life, less down time, increased reliability and money saving.
Designed for low-speed rotation. Working pressure 3,000psi.

FEMALE NPT TO MALE NPT

Part No.	Barrel Thread NPT	Stem Thread NPT	Seal Kit
9S6PU4-P4	1/4"	1/4"	9S6-1
9S6PU6-P6	3/8"	3/8"	9S6-1
9S8PU8-P8	1/2"	1/2"	9S8-1
9S12PU12-P12	3/4"	3/4"	9S12-1
9S16PU16-P16	1"	1"	9S16-1
9S20PU20-P20	1 1/4"	1 1/4"	9S20-1



TEMA SWIVEL JOINTS



Part No.	Port G BSPP	Port G1 BSPP	L	OD	HEX 1	HEX 2	A	MWP bar	Weight kg
250	1/4"	3/8"	53	23	22	18	12	250	0.105
500	1/2"	3/4"	71	34	32	25	16	250	0.250
750	3/4"	1"	80	43	40	32	20	250	0.460
1000	1"	1 1/4"	86	53	50	38	22	250	0.700

The Tema Swivel Joint has very low torque even at max. working pressure, due to a balanced spindle seal.
The Tema Swivel Joint has been shocked tested under pressure from 0-250 bar

Walvoil Rotary Couplings

Rotary couplings are used to connect two hydraulic lines that are moving simultaneously in different directions. Rotations can either be alternating or continuous.

These couplings rotate on roller bearings and provide a perfect seal via special low friction seals. They can rotate under maximum pressure with low torque.

Part No.	Barrel BSPP-F	Stem BSPP-M	Speed RPM	M.W.P. bar	Max. Flow l/min
GGIL01	1/4"	1/4"	500	400	25
GGIL02	3/8"	3/8"	400	400	45
GGIL03	1/2"	1/2"	370	360	80
GGIL04	3/4"	3/4"	280	310	120
GGIL05	1"	1"	230	280	150
GGIL06	1-1/4"	1-1/4"	200	250	200
GGIL07	1-1/2"	1-1/2"	170	210	250
GGIL09	2"	2"	140	180	300



Inline Coupling

Part No.	Barrel BSPP-F	Stem BSPP-M	Speed RPM	M.W.P. bar	Max. Flow l/min
GG9001	1/4"	1/4"	500	400	25
GG9002	3/8"	3/8"	400	400	45
GG9003	1/2"	1/2"	370	360	80
GG9004	3/4"	3/4"	280	310	120
GG9005	1"	1"	230	280	150
GG9006	1-1/4"	1-1/4"	200	250	200
GG9007	1-1/2"	1-1/2"	170	210	250
GG9009	2"	2"	140	180	300




90° Coupling

NB: When required - order separately a dowty seal to suit the BSPP threads (eg R04B-08).

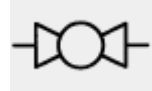
BALL VALVES

GE-2 Series

with Mounting Holes



GE-2



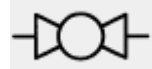
2 PORT MODELS
Carbon Steel

Carbon Steel Part No.	Ports BSPP	MWP bar	Bore mm	Stainless Steel Part No.
GE-2-1/8	1/8"	500	4	-
GE-2-1/4	1/4"	500	6	GE-2-1/4-SS
GE-2-3/8	3/8"	500	10	GE-2-3/8-SS
GE-2-1/2	1/2"	500	13	GE-2-1/2-SS
GE-2-3/4	3/4"	420	20	GE-2-3/4-SS
GE-2-1	1"	350	25	GE-2-1-SS
GE-2-1-1/4R	1 1/4"	350	25	-

GB1-2 Series



GB1-2




2 PORT MODELS
Carbon Steel

Carbon Steel Part No.	Ports BSPP	MWP bar	Bore mm
GB1-2-1-1/4	1-1/4"	420	32
GB1-2-1-1/2	1-1/2"		40
GB1-2-2	2"		50

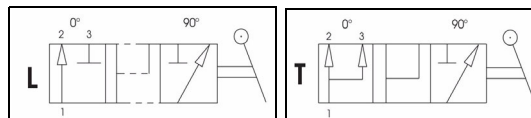
GE-3 Series

with Mounting Holes



GE-3

WARNING!
Pressure inlet only
from centre port 1



3 PORT MODELS
Carbon Steel

L Type Part No.	Ports BSPP	MWP bar	Bore mm	T Type Part No.
GE-3-1/4-L	1/4"	500	6	GE-3-1/4-T
GE-3-3/8-L	3/8"	500	10	GE-3-3/8-T
GE-3-1/2-L	1/2"	500	13	GE-3-1/2-T
GE-3-3/4-L	3/4"	420	20	GE-3-3/4-T
GE-3-1-L	1"	420	25	GE-3-1-T
GE-3-1-1/4R-L	1-1/4"	350	25	GE-3-1-1/4R-T

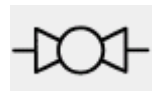
VBB Series

Low pressure ball valves suitable for use on suction lines



Standard

Part No.	Ports BSPP	MWP bar
VBB08	1/4"	25
VBB10	3/8"	25
VBB15	1/2"	25
VBB20	3/4"	25
VBB25	1"	25
VBB32	1 1/4"	25
VBB40	1 1/2"	25
VBB50	2"	25
VBB65	2 1/2"	25
VBB80	3"	25



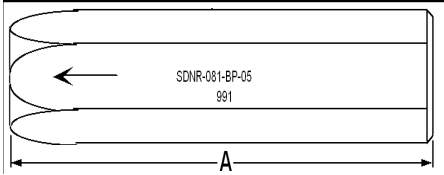
Brass

Lockable

Part No.	Ports BSPP	MWP bar
VBBD15L	1/2"	25
VBBD20L	3/4"	25
VBBD25L	1"	25
VBBD32L	1 1/4"	25
VBBD40L	1 1/2"	25
VBBD50L	2"	25

CHECK VALVES

SDNR Series



Part No.	Thread	Rated Flow Delta P at 2 bar		Max. Pressure		Cracking Pressure **		Dimensions	
		BSPP	L/min	US GPM	bar	psi	05	65	A
SDNR-041-BP-**	1/4"	13	3.5	425	6160	5 psi (0.34 bar)	65 psi (4.4 bar)	66.7	22.2
SDNR-061-BP-**	3/8"	25	6.5	300	4350			79.4	24.0
SDNR-081-BP-**	1/2"	60	16	300	4350			98.4	28.5
SDNR-121-BP-**	3/4"	120	32	250	3625			104.0	38.1
SDNR-161-BP-**	1"	200	54	245	3550			127.0	47.6
SDNR-201-BP-**	1 1/4"	300	80	225	3260			152.4	55.0
SDNR-241-BP-**	1 1/2"	400	108	200	2900			175.0	65.0
SDNR-321-BP-**	2"	700	187	130	1880			222.3	75.0

NB: Replace ** in part number with cracking pressure

Other cracking pressures available on request

VU Series



Part No.	Thread	Rated Flow Delta P @ 2 bar		Max. Pressure		Cracking Pressure
		BSPP	L/min	US GPM	bar	
VU-14F-14F	1/4"	17	4.5	500	7250	0.35 bar (5 psi)
VU-38F-38F	3/8"	30	7.9	270	3915	
VU-12F-12F	1/2"	90	23.7	350	5076	
VU-34F-34F	3/4"	140	37.0	250	3625	
VU-1F-1F	1"	200	52.8	250	3625	
VU-114F-114F	1-1/4"	300	79.2	250	3625	
VU-112F-112F	1-1/2"	500	132.0	200	2900	
VU-2F-2F	2"	700	184.0	130	1885	

Other spring cracking pressures available on request: suffix C = 14.5psi, L = 65psi, U = 116psi (for sizes 1/2"-1-1/4").
 These check valves are also available in stainless steel.

Section 5 Accessories

Glycerine Filled Dual Scale



Panel Mount
(inc Panel Mt Kit)



Bottom Entry

Digital



Digital

Panel Mount - Rear Entry - Dual Scale			
63mm Diameter - Connection = 1/4" BSPP			
Part No.	Diam	bar	psi
PG63PM-010	63	10	150
PG63PM-060	63	60	850
PG63PM-100	63	100	1450
PG63PM-160	63	160	2300
PG63PM-250	63	250	3600
PG63PM-400	63	400	5800
100mm Diameter - Connection = 1/2" BSPP			
PG100PM-010	100	10	150
PG100PM-060	100	60	850
PG100PM-100	100	100	1450
PG100PM-160	100	160	2300
PG100PM-250	100	250	3600
PG100PM-400	100	400	5800

Line Mount - Bottom Entry - Dual Scale			
63mm Diameter - Connection = 1/4" BSPP			
Part No.	Diam	bar	psi
PG63BE-010	63	10	150
PG63BE-060	63	60	850
PG63BE-100	63	100	1450
PG63BE-160	63	160	2300
PG63BE-250	63	250	3600
PG63BE-400	63	400	5800
PG63BE-600	63	600	8700
PG63BE-BOOT	PROTECTIVE BOOT		
100mm Diameter - Connection = 1/2" BSPP			
PG100BE-010	100	10	150
PG100BE-060	100	60	850
PG100BE-100	100	100	1450
PG100BE-160	100	160	2300
PG100BE-250	100	250	3600
PG100BE-400	100	400	5800
PG100BE-600	100	600	8700
PG100BE-BOOT	PROTECTIVE BOOT		
Line Mount - Bottom Entry - Digital - 1/4" BSPP			
PG80BE-600	80	600	8700
PG80BE-BOOT	PROTECTIVE BOOT		

Pressure Gauge Isolators


Part No.	Port BSPP	Max. Pressure bar	Type
EMIL01A	1/4"	350	A 180°
EM9001A	1/4"	350	A 90°
HB1-PA	1/4"	400	Push To Read



EM9001A



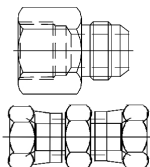
EMIL01A



HB1-PA

Gauge Adaptors

Part No.	Thread	Thread
CP20-0407G	1/4"BSPP-F	7/16"JIC-M
CP20-0409G	1/4"BSPP-F	9/16"JIC-M
CP20-0809G	1/2"BSPP-F	9/16"JIC-M
CP28-0409G	1/4"BSPP-F	9/16"JIC-F
CS25-0707	7/16"JIC-F	7/16"JIC-F
R03-04 GAUGE	O-Ring For 1/4" Gauge Adaptor	




Gauge Protective Boot

Part No.	Diameter
PG63BE-BOOT	63mm
PG100BE-BOOT	100mm
PG80BE-BOOT	80mm



TEST POINTS - M16x2 (Test 20) SERIES

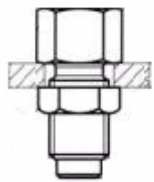


TEST POINT COUPLNG 'A' TYPE M16X2 SERIES

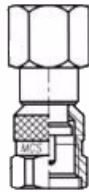
Part No.	Male Thread	MWP bar
621.01.202.26	1/8" BSPP	400
621.01.204.26	1/4" BSPP	630
621.01.206.26	3/8"BSPP	630
621.01.202.36	1/8" BSPT	400
621.01.204.36	1/4" BSPT	630
621.01.302.36	1/8" NPT	400
621.01.304.36	1/4" NPT	630
621.01.404.06	7/16" UNO	630
621.01.406.06	9/16" UNO	630
621.01.010.26	M10x1	400
621.01.012.26	M12x1.5	630
621.01.014.26	M14x1.5	630
Part No.	Female Thread	MWP bar
621.07.204.86	1/4"BSPP-F	630
621.05.404.06	7/16"JIC-F	450
621.05.406.06	9/16"JIC-F	350
621.05.408.06	3/4"JIC-F	350

Style 1

Style 2



A



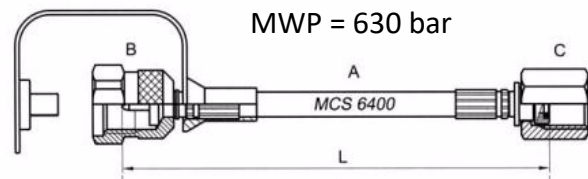
B

TEST POINT TO GAUGE ADAPTORS

Part No.	Style	THREAD A	THREAD B	MWP bar
620.08.204.00.1	1	1/4" BSPP-F	M16x2 (M-B/HD)	630
620.08.208.00.1	1	1/2" BSPP-F	M16x2 (M-B/HD)	630
620.09.204.00.1	2	1/4" BSPP-F	M16x2 (F)	630
620.09.208.00.1	2	1/2" BSPP-F	M16x2 (F)	630

TEST POINT HOSES 2mm ID

64 - 10.162 - 50.204 - 200
 A B C L



HOSE ASSEMBLIES 630 bar MWP
Part No. (includes length in mm)
64-10.162-50.204-200
64-10.162-50.204-300
64-10.162-50.204-400
64-10.162-50.204-500
64-10.162-50.204-600
64-10.162-50.204-800
64-10.162-50.204-1000
64-10.162-50.204-1500
64-10.162-50.204-2000
64-10.162-50.204-2500
64-10.162-50.204-3000

HOSE & COUPLING OPTIONS	
Part No.	Thread
6400	DN2 Hose 2mm ID
00.002	Ferrule
801.10.162.00	M16x2 (Test 20)
801.60.204.00	1/4"BSPP-F (60° Seat)
801.50.204.00	1/4" BSPP-F(gauge)
801.55.204.00	1/4"BSPP-F-90°(gauge)
801.50.208.00	1/2" BSPP-F (gauge)
801.60.404.00	7/16" JIC-F
801.60.406.00	9/16" JIC-F

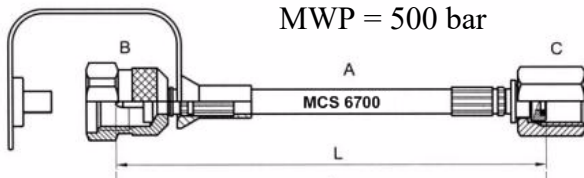
NB: Use the highlighted part of the coupling Part No. in the hose assembly Part No.

NB: The listed hose assemblies have the 10.162 coupling at one end, and the 50.204 coupling at the other. For other options delete the listed codes from the model number and add the code for the desired thread type.

Section 5 Accessories

TEST POINT HOSES 4mm ID

67 - 10.162 - 60.204 - 200
A B C L



HOSE & COUPLING OPTIONS	
Part No.	Thread
6700	DN4 Hose 4mm ID
00.004	Ferrule
804.10.162.00	M16x2 (Test 20)
804.60.204.00	1/4" BSPP-F (60° Seat)
804.50.204.00	1/4" BSPP-F(gauge)
804.80.302.00	1/8" NPT-Male
804.60.404.00	7/16" JIC-F

NB: Use the highlighted part of the coupling part number in the hose assembly part number

TEST POINT TEES


Southcott test point tees provide a convenient method of taking pressure readings from any point in a hydraulic system. Compact in size, they can be fitted as a temporary or permanent installation at a cost-effective price.

JIC			
Part No.	Male Thread	Female Thread	Test Point Thread
C27G-070707	7/16" JIC-M	7/16" JIC-F	7/16" UNO-F
C27G-090907	9/16" JIC-M	9/16" JIC-F	7/16" UNO-F
C27G-121207	3/4" JIC-M	3/4" JIC-F	7/16" UNO-F
C27G-141407	7/8" JIC-M	7/8" JIC-F	7/16" UNO-F
C27G-171707	1-1/16" JIC-M	1-1/16" JIC-F	7/16" UNO-F
C27G-212107	1-5/16" JIC-M	1-5/16" JIC-F	7/16" UNO-F
C27G-262607	1-5/8" JIC-M	1-5/8" JIC-F	7/16" UNO-F

BSPP			
Part No.	Male Thread	Female Thread	Test Point Thread
CP24G-040407	1/4" BSPP-M	1/4" BSPP-F	7/16" UNO-F
CP24G-060607	3/8" BSPP-M	3/8" BSPP-F	7/16" UNO-F
CP24G-080807	1/2" BSPP-M	1/2" BSPP-F	7/16" UNO-F
CP24G-121207	3/4" BSPP-M	3/4" BSPP-F	7/16" UNO-F
CP24G-161607	1" BSPP-M	1" BSPP-F	7/16" UNO-F
CP24G-202007	1-1/4" BSPP-M	1-1/4" BSPP-F	7/16" UNO-F

ORFS			
Part No.	Male Thread	Female Thread	Test Point Thread
F27G-090907	9/16 UNF-M	9/16 UNF-F	7/16" UNO-F
F27G-111107	11/16" UNF-M	11/16" UNF-F	7/16" UNO-F
F27G-131307	13/16" UNF-M	13/16" UNF-F	7/16" UNO-F
F27G-161607	1" UNF-M	1" UNF-F	7/16" UNO-F
F27G-191907	1-3/16" UNF-M	1-3/16" UNF-F	7/16" UNO-F
F27G-232307	1-7/16" UNF-M	1-7/16" UNF-F	7/16" UNO-F
F27G-272707	1-11/16" UNF-M	1-11/16" UNF-F	7/16" UNO-F

USA Test Point European Test Point Test 20 Port Plug
DF04-1/14SAE-M 621.01.404.06 C77-07



HYDRAULIC TUBE



Cold Drawn Seamless Tube - Annealed ASTM A179
 6.0m Lengths
 Supplied in Full Lengths Only.
 Other Sizes and Gauges are Available on Request

Size	Working Pressure With 3:1 Safety Factor		Wall Dim.	Weight per 6m Length	Unplated Per 6m Length	Zinc Plated Per 6m Length
	bar	psi				
1/4" x 20G x 6.0m	311	4512	0.91	0.73	T0420	T0420P
3/8" x 16G x 6.0m	369	5348	1.63	1.94	T0616	T0616P
3/8" X 18G x 6.0m	277	4011	1.22	1.53	T0618	T0618P
1/2" x 16G x 6.0m	277	4011	1.63	2.75	T0816	T0816P
1/2" x 18G x 6.0m	207	3008	1.22	2.10	T0818	T0818P
5/8" x 14G x 6.0m	277	4011	2.03	4.23	T1014	T1014P
5/8" x 16G x 6.0m	221	3209	1.63	3.48	T1016	T1016P
3/4" x 12G x 6.0m	299	4342	2.64	6.51	T1212	T1212P
3/4" x 14G x 6.0m	230	3342	2.03	5.19	T1214	T1214P
3/4" x 16G x 6.0m	184	2674	1.63	4.27	T1216	T1216P
1" x 10G x 6.0m	277	4011	3.25	10.83	T1610	T1610P
1" x 12G x 6.0m	236	3415	2.77	9.04	T1612	T1612P
1" x 14G x 6.0m	173	2507	2.03	7.14	T1614	T1614P
1" x 16G x 6.0m	138	2005	1.63	5.83	T1616	T1616P
1-1/4" x 10G x 6.0m	221	3209	3.25	13.93	T2010	T2010P
1-1/2" x 10G x 6.0m	184	2674	3.25	17.02	T2410	T2410P
2" x 7G x 6.0m	190	2757	4.47	31.17	T3207	N/A


NB: Pricing per 6.0m length.

NB: The above working pressure rating is based on "BARLOWS" Formula

$$P = 2ST/D$$

Where P = Burst Pressure (PSI)
 S = UTS (47000)
 T = Wall Thickness (inches)
 D = O.D. of tube (inches)

VERSA-FLARE FLARELESS TUBE COMPRESSION FITTINGS



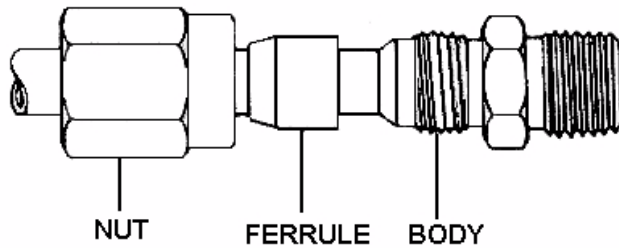
Assembly Instructions

INITIAL ASSEMBLY

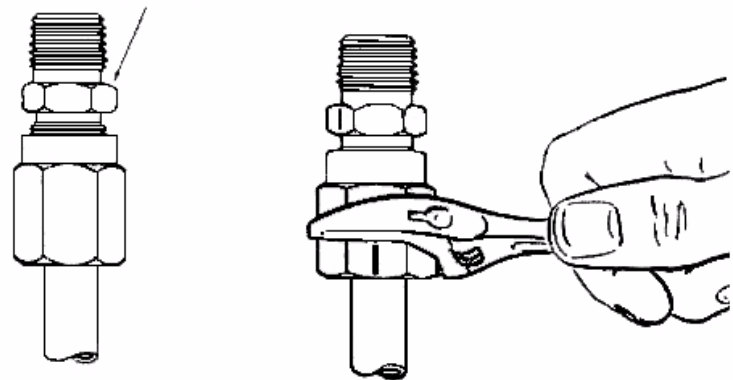
1. Cut the tube squarely and deburr the end internally and externally. Clean all dirt and grit from I.D. and O.D.
2. Slide the nut and then the sleeve on to the tube. Make sure the tapered end of the sleeve points toward the nut.
3. **Lubricate all mating surfaces of nut, sleeve and body with heavy lubricant.**
4. Place end of tube against standard JIC 37° flare body.
5. Slide the sleeve and nut against body and tighten the nut onto the body hand tight. Mark the nut in relation to the body for location.
6. Hold tube against body and tighten nut total of 1-1/4 turns for sizes 1/4" to 5/8" and 1-1/2 turns for sizes 3/4" to 1-1/4"

REASSEMBLY

1. Slide nut against the body and tighten to hand tight. Mark the nut for location.
2. Tighten nut a minimum of one hex flat. The Versa Flare Flareless Tube fitting is designed for 10 reassemblies.



TIGHTEN WITH HAND



TUBE OD	JIC THREAD	NUT	SLEEVE
1/4"	7/16"	VN-04	VS-04
3/8"	9/16"	VN-06	VS-06
1/2"	3/4"	VN-08	VS-08
5/8"	7/8"	VN-10	VS-10
3/4"	1 1/16"	VN-12	VS-12
1"	1 5/16"	VN-16	VS-16
1 1/4"	1 5/8"	VN-20	VS-20

TUBE & HOSE CLAMPS



Single Clamps

- Complete Clamps
- Sub Components



Twin Clamps

- Complete Clamps
- Sub Components



Heavy Single Clamps

- Complete Clamps
- Sub Components

Section 5 Accessories



STANDARD SERIES CLAMPS



Clamp Shells

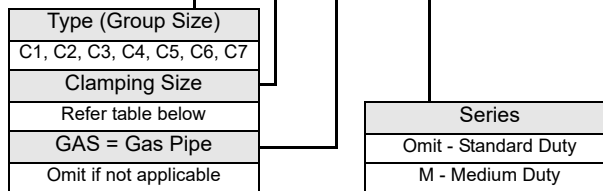


Standard Duty Clamp



Medium Duty Clamp

C2 - 1/8 GAS - M



Shell Size mm	Standard Clamp Part #	Medium Clamp Part #	Shell Only Part #	Shell Size mm	Standard Clamp Part #	Medium Clamp Part #	Shell Only Part #	Shell Size mm	Standard Clamp Part #	Medium Clamp Part #	Shell Only Part #
Group Size C1				Group Size C3				Group Size C6			
6.0	C1-6	C1-6-M	C1S-6	13.5	C3-1/4GAS	C3-1/4GAS-M	C3S-1/4GAS	33.7	C6-1GAS	C6-1GAS-M	C6S-1GAS
6.4	C1-1/4	C1-1/4-M	C1S-1/4	14.0	C3-14	C3-14-M	C3S-14	35.0	C6-35	C6-35-M	C6S-35
7.9	C1-5/16	C1-5/16-M	C1S-5/16	15.0	C3-15	C3-15-M	C3S-15	38.0	C6-38	C6-38-M	C6S-38
8.0	C1-8	C1-8-M	C1S-8	15.9	C3-5/8	C3-5/8-M	C3S-5/8	38.0	C6-1-1/2	C6-1-1/2-M	C6S-1-1/2
9.5	C1-3/8	C1-3/8-M	C1S-3/8	16.0	C3-16	C3-16-M	C3S-16	40.0	C6-40	C6-40-M	C6S-40
10.0	C1-10	C1-10-M	C1S-10	17.2	C3-3/8GAS	C3-3/8GAS-M	C3S-3/8GAS	42.0	C6-42	C6-42-M	C6S-42
12.0	C1-12	C1-12-M	C1S-12	18.0	C3-18	C3-18-M	C3S-18	42.4	C6-1-1/4GAS	C6-1-1/4GAS-M	C6S-1-1/4GAS
12.7	C1-1/2	C1-1/2-M	C1S-1/2	Group Size C4				45.0	C6-45	C6-45-M	C6S-45
Group Size C2				19.0	C4-3/4	C4-3/4-M	C4S-3/4	Group Size C7			
6.0	C2-6	C2-6-M	C2S-6	20.0	C4-20	C4-20-M	C4S-20	44.5	C7-1-3/4	C7-1-3/4-M	C7S-1-3/4
6.4	C2-1/4	C2-1/4-M	C2S-1/4	21.3	C4-1/2GAS	C4-1/2GAS-M	C4S-1/2GAS	45.0	C7-45	C7-45-M	C7S-45
7.9	C2-5/16	C2-5/16-M	C2S-5/16	22.0	C4-22	C4-22-M	C4S-22	48.3	C7-1-1/2GAS	C7-1-1/2GAS-M	C7S-1-1/2GAS
8.0	C2-8	C2-8-M	C2S-8	23.0	C4-23	C4-23-M	C4S-23	50.0	C7-50	C7-50-M	C7S-50
9.5	C2-3/8	C2-3/8-M	C2S-3/8	25.0	C4-25	C4-25-M	C4S-25	50.8	C7-2	C7-2-M	C7S-2
10.0	C2-10	C2-10-M	C2S-10	25.4	C4-1	C4-1-M	C4S-1	53.0	C7-53	C7-53-M	C7S-53
10.3	C2-1/8GAS	C2-1/8GAS-M	C2S-1/8GAS	Group Size C5				54.0	C7-54	C7-54-M	C7S-54
12.0	C2-12	C2-12-M	C2S-12	26.9	C5-3/4GAS	C5-3/4GAS-M	C5S-3/4GAS	*Standard Duty Clamps include cap screw & washers *Medium Duty Clamps include top plate & hex bolts			
12.7	C2-1/2	C2-1/2-M	C2S-1/2	28.0	C5-28	C5-28-M	C5S-28				
*Shell Only part number = 2 Halves				30.0	C5-30	C5-30-M	C5S-30				
				31.8	C5-1/14	C5-1/14-M	C5S-1/14				
				32.0	C5-32	C5-32-M	C5S-32				

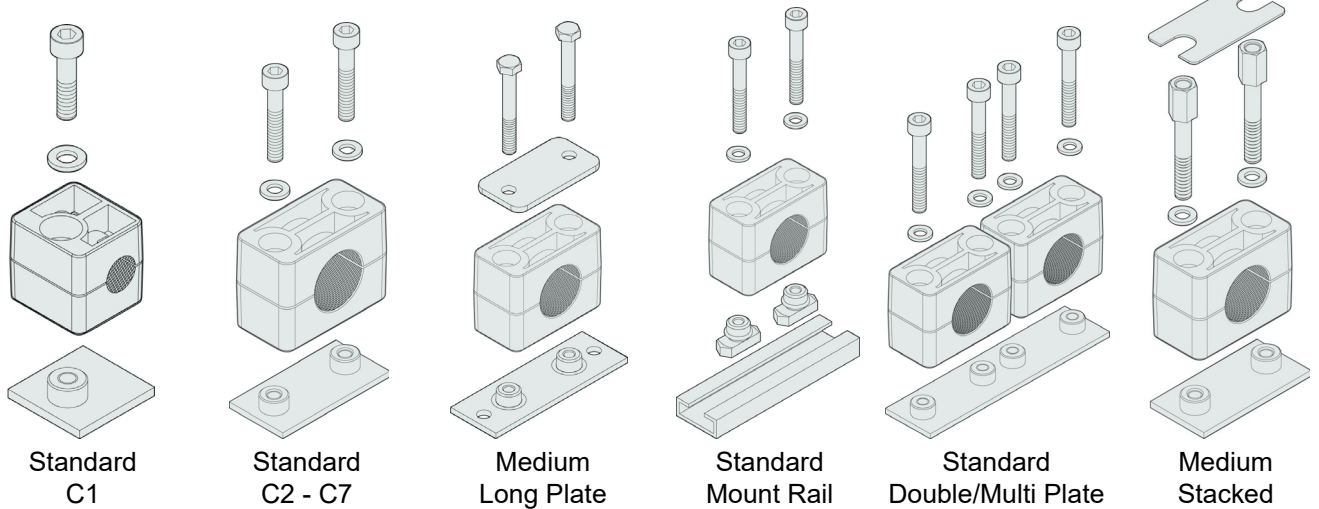
Section 5

Accessories

STANDARD SERIES CLAMP COMPONENTS

Clamp Group Size	Clam Shell 2 Halves	Plate Single	Plate Long	Plate Double	Plate Multi	Top Plate	Locking Plate
1							
2 - 7							
Group Size	Clamp Shell Part #	Plate Single Part #	Plate Long Part #	Plate Double Part #	Plate Multi Part #	Top Plate Part #	Locking Plate Part #
1	Refer to previous page	P1	PL1	PD1	PM1 (10 station)	PS1	PB1
2		P2	PL2	PD2	PM2 (10 station)	PS2	PB2
3		P3	PL3	PD3	PM3 (10 station)	PS3	PB3
4		P4	PL4	PD4	PM4 (10 station)	PS4	PB4
5		P5	PL5	PD5	PM5 (5 station)	PS5	PB5
6		P6	PL6	PD6	PM6 (5 station)	PS6	PB6
7		P7	PL7	PD7	PM7 (5 station)	PS7	PB7

Clamp Group Size	Mounting Rail	Rail Nut	Hex Bolt 6mm	Cap Screw 6mm	Stacking Bolt	Flat Washer
1 - 7	2 Metre Length 		Use with Top Plate (Medium Duty) 	Use without Top Plate (Standard Duty) 		
Group Size	Mounting Rail Part #	Rail Nut Part #	Hex Bolt Part #	Cap Screw Part #	Stacking Bolt Part #	Flat Washer Part #
1	BB	DF6	VE-1/2	S-C1/C2	VA-1/2	RP
2			VE3	S-C3	VA-3	
3			VE4	S-C4	VA-4	
4			VE5	S-C5	VA-5	
5			VE6	S-C6	VA-6	
6			VE7	S-C7	VA-7	
7						



Section 5 Accessories



TWIN SERIES CLAMPS



Clamp Shells



Complete Clamp

CF2 - 1/2 - 1/2 GAS

Type (Group Size)
CF1, CF2, CF3, CF4, CF5
Clamping Size
Refer table below
GAS = Gas Pipe
Omit if not applicable

Shell Size mm	Complete Clamp Part #	Shell Only Part #	Shell Size mm	Complete Clamp Part #	Shell Only Part #
Group Size CF1			Group Size CF3		
6.0 - 6.0	CF1-6-6	CF1S-6-6	19.0 - 19.0	CF3-3/4-3/4	CF3S-3/4-3/4
6.4 - 6.4	CF1-1/4-1/4	CF1S-1/4-1/4	20.0 - 20.0	CF3-20-20	CF3S-20-20
8.0 - 8.0	CF1-8-8	CF1S-8-8	21.3 - 21.3	CF3-1/2-1/2GAS	CF3S-1/2-1/2GAS
9.5 - 9.5	CF1-3/8-3/8	CF1S-3/8-3/8	22.0 - 22.0	CF3-22-22	CF3S-22-22
10.0 - 10.0	CF1-10-10	CF1S-10-10	25.0 - 25.0	CF3-25-25	CF3S-25-25
12.0 - 12.0	CF1-12-12	CF1S-12-12	25.4 - 25.4	CF3-1-1	CF3S-1-1
12.7 - 12.7	CF1-1/2-1/2	CF1S-1/2-1/2	Group Size CF4		
Group Size CF2			26.0 - 26.0	CF4-26-26	CF4S-26-26
12.7 - 12.7	CF2-1/2-1/2	CF2S-1/2-1/2	26.9 - 26.9	CF4-3/4-3/4GAS	CF4S-3/4-3/4GAS
13.5 - 13.5	CF2-1/4-1/4GAS	CF2S-1/4-1/4GAS	28.0 - 28.0	CF4-28-28	CF4S-28-28
14.0 - 14.0	CF2-14-14	CF2S-14-14	30.0 - 30.0	CF4-30-30	CF4S-30-30
15.0 - 15.0	CF2-15-15	CF2S-15-15	Group Size CF5		
15.9 - 15.9	CF2-5/8-5/8	CF2S-5/8-5/8	31.75 - 31.75	CF5-1-1/4-1-1/4	CF5S-1-1/4-1-1/4
16.0 - 16.0	CF2-16-16	CF2S-16-16	33.7 - 33.7	CF5-1-1GAS	CF5S-1-1GAS
17.2 - 17.2	CF2-3/8-3/8GAS	CF2S-3/8-3/8GAS	35.0 - 35.0	CF5-35-35	CF5S-35-35
18.0 - 18.0	CF2-18-18	CF2S-18-18	38.0 - 38.0	CF5-38-38	CF5S-38-38
*Shell Only part number = 2 halves			38.1 - 38.1	CF5-1-1/2-1-1/2	CF5S-1-1/2-1-1/2
			42.0 - 42.0	CF5-42-42	CF5S-42-42
			42.4 - 42.4	CF5-1-1/4-1-1/4GAS	CF5S-1-1/4-1-1/4GAS

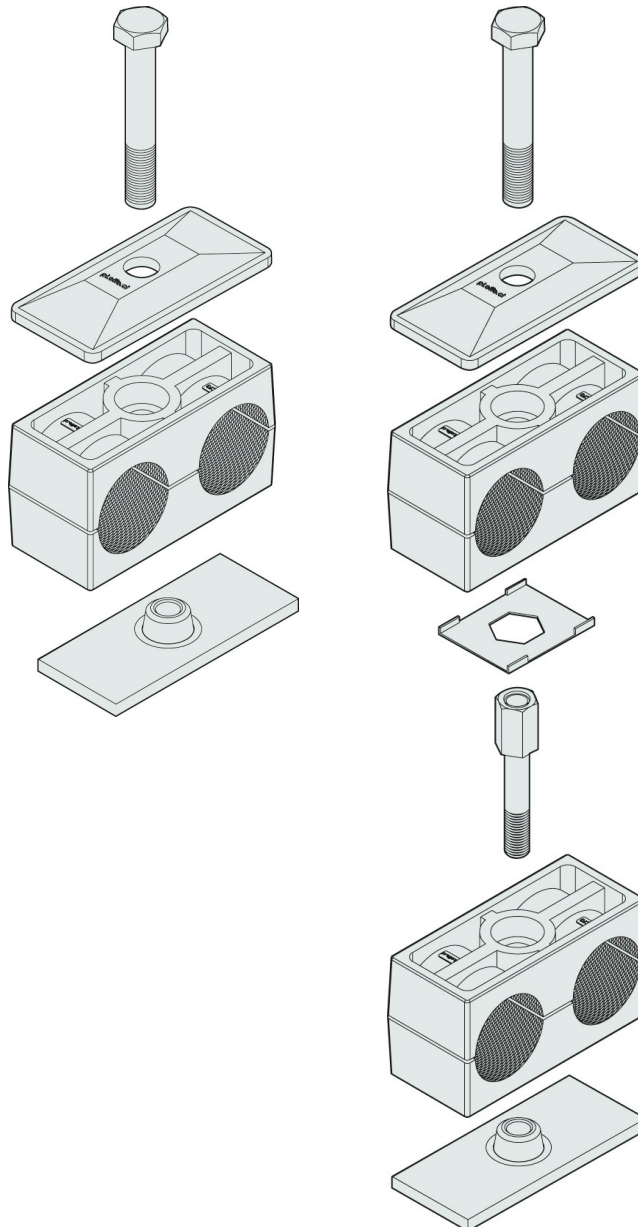


Section 5

Accessories

TWIN SERIES CLAMP COMPONENTS

Clamp Group Size 1 - 5	Clamp Shell	Top Plate	Base Plate	Hex Bolt	Stacking Bolt	Locking Plate	Mounting Rail	Rail Nut
Group Size	Clamp Shell Part #	Top Plate Part #	Base Plate Part #	Hex Bolt Part #	Stacking Bolt Part #	Locking Plate Part #	Mounting Rail Part #	Rail Nut Part #
1	Refer to previous page	TP-CF1	BP-CF1	S-CF1	VA-CF1	PB-CF1	PB	DF6
2		TP-CF2	BP-CF2	S-CF2	VA-CF2	PB-CF2/5		DF8
3		TP-CF3	BP-CF3	S-CF3	VA-CF3			
4		TP-CF4	BP-CF4	S-CF4	VA-CF4			
5		TP-CF5	BP-CF5	S-CF5	VA-CF5			



Section 5 Accessories



HEAVY SERIES CLAMPS



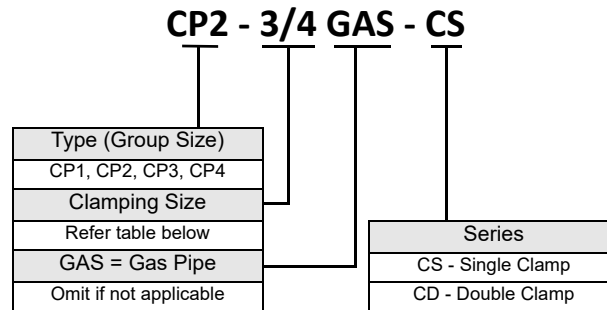
Clamp Shells



Single Clamp



Double Clamp



Shell Size mm	Single Clamp Part #	Double Clamp Part #	Shell Only Single Clamp Part #	Shell Size mm	Single Clamp Part #	Double Clamp Part #	Shell Only Single Clamp Part #
Group Size CP1				Group Size CP3			
6.4	CP1-1/4-CS	CP1-1/4-CD	CP1S-1/4-CS	30.0	CP3-30-CS	CP3-30-CD	CP3S-30-CS
9.5	CP1-3/8-CS	CP1-3/8-CD	CP1S-3/8-CS	31.75	CP3-1-1/4-CS	CP3-1-1/4-CD	CP3S-1-1/4-CS
10.0	CP1-1/8GAS-CS	CP1-1/8GAS-CD	CP1S-1/8GAS-CS	32.0	CP3-32-CS	CP3-32-CD	CP3S-32-CS
12.7	CP1-1/2-CS	CP1-1/2-CD	CP1S-1/2-CS	33.7	CP3-1GAS-CS	CP3-1GAS-CD	CP3S-1GAS-CS
13.5	CP1-1/4GAS-CS	CP1-1/4GAS-CD	CP1S-1/4GAS-CS	38.0	CP3-38-CS	CP3-38-CD	CP3S-38-CS
16.0	CP1-5/8-CS	CP1-5/8-CD	CP1S-5/8-CS	38.1	CP3-1-1/2-CS	CP3-1-1/2-CD	CP3S-1-1/2-CS
17.2	CP1-3/8GAS-CS	CP1-3/8GAS-CD	CP1S-3/8GAS-CS	42.4	CP3-1-1/4-CS	CP3-1-1/4-CD	CP3S-1-1/4-CS
19.0	CP1-3/4-CS	CP1-3/4-CD	CP1S-3/4-CS	45.0	CP3-45-CS	CP3-45-CD	CP3S-45-CS
Group Size CP2				Group Size CP4			
19.0	CP2-3/4-CS	CP2-3/4-CD	CP2S-3/4-CS	33.7	CP4-1GAS-CS	CP4-1GAS-CD	CP4S-1GAS-CS
20.0	CP2-20-CS	CP2-20-CD	CP2S-20-CS	40.0	CP4-40-CS	CP4-40-CD	CP4S-40-CS
21.3	CP2-1/2GAS-CS	CP2-1/2GAS-CD	CP2S-1/2GAS-CS	42.4	CP4-1-1/4GAS-CS	CP4-1-1/4GAS-CD	CP4S-1-1/4GAS-CS
22.0	CP2-22-CS	CP2-22-CD	CP2S-22-CS	44.5	CP4-1-3/4-CS	CP4-1-3/4-CD	CP4S-1-3/4-CS
25.0	CP2-25-CS	CP2-25-CD	CP2S-25-CS	45.0	CP4-45-CS	CP4-45-CD	CP4S-45-CS
25.4	CP2-1-CS	CP2-1-CD	CP2S-1-CS	48.3	CP4-1-1/2GAS-CS	CP4-1-1/2GAS-CD	CP4S-1-1/2GAS-CS
26.9	CP2-3/4GAS-CS	CP2-3/4GAS-CD	CP2S-3/4GAS-CS	50.0	CP4-50-CS	CP4-50-CD	CP4S-50-CS
28.0	CP2-28-CS	CP2-28-CD	CP2S-28-CS	50.8	CP4-2-CS	CP4-2-CD	CP4S-2-CS
30.0	CP2-30-CS	CP2-30-CD	CP2S-30-CS	53.0	CP4-53-CS	CP4-53-CD	CP4S-53-CS
*Shell Only part number = 2 halves				54.0	CP4-1-3/4GAS-CS	CP4-1-3/4GAS-CD	CP4S-1-3/4GAS-CS
				56.0	CP4-56-CS	CP4-56-CD	CP4S-56-CS
				57.2	CP4-2-1/4-CS	CP4-2-1/4-CD	CP4S-2-1/4-CS
				60.3	CP4-2GAS-CS	CP4-2GAS-CD	CP4S-2GAS-CS
				63.5	CP4-2-1/2-CS	CP4-2-1/2-CD	CP4S-2-1/2-CS
				65.0	CP4-65-CS	CP4-65-CD	CP4S-65-CS

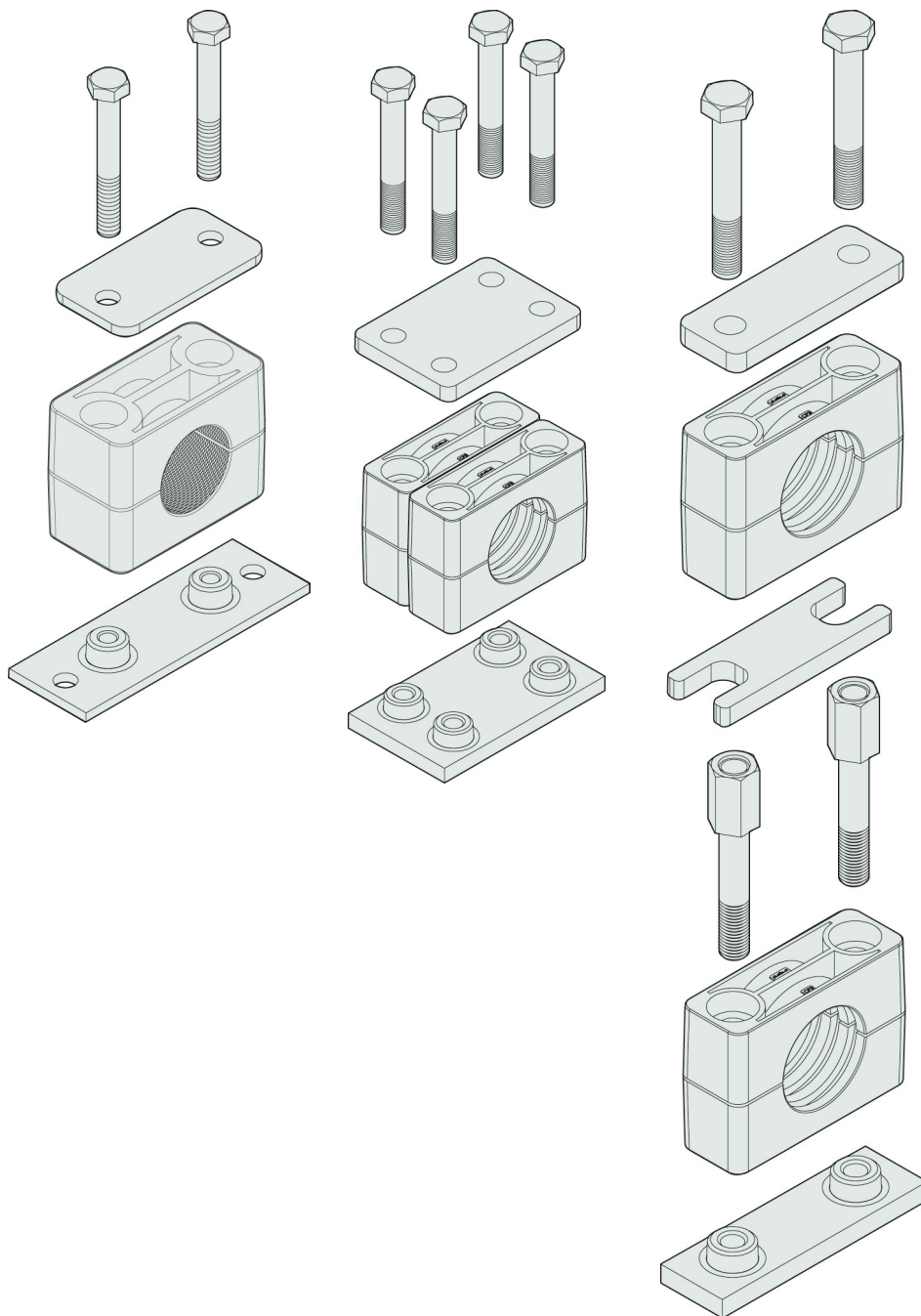


Section 5

Accessories

HEAVY SERIES CLAMP COMPONENTS

Clamp Group Size 1 - 4	Clamp Shell	Top Plate	Base Plate	Hex Bolt	Stacking Bolt	Locking Plate	Double Top Plate	Double Base Plate
Group Size	Clamp Shell Part #	Top Plate Part #	Base Plate Part #	Hex Bolt Part #	Stacking Bolt Part #	Locking Plate Part #	Double Top Plate Part #	Double Base Plate Part #
1	Refer to previous page	TP-CP1-CS	BP-CP1-CS	S-CP1-CS	VA-CP1	PB-CP1	TP-CP1-CD	BP-CP1-CD
2		TP-CP2-CS	BP-CP2-CS	S-CP2-CS	VA-CP2	PB-CP2	TP-CP2-CD	BP-CP2-CD
3		TP-CP3-CS	BP-CP3-CS	S-CP3-CS	VA-CP3	PB-CP3	TP-CP3-CD	BP-CP3-CD
4		TP-CP4-CS	BP-CP4-CS	S-CP4-CS	VA-CP4	PB-CP4	TP-CP4-CD	BP-CP4-CD



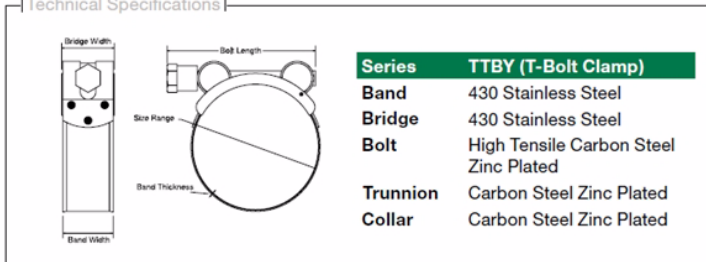
T-Bolt Clamps

TTBY Series - Part Stainless Steel, Heavy Duty

- For heavy duty applications where large tightening forces are required
- 430 stainless steel band and bridge - carbon steel plated bolt
- Rolled edge to prevent hose damage
- Solid trunnions with hex head bolt
- Superior sealing - tighter seals at lower bolt torques
- Extra solid construction
- Australian made



Technical Specifications



Dimensions - Band and Bolt

Ref.	Band Width	Bridge Width	Band Thickness	Bolt	Bolt Length
1	16mm	18mm	0.7mm	M5	40mm
2	20mm	22mm	0.7mm	M6	55mm
3	24mm	27mm	1.0mm	M8	80mm
4	26mm	29mm	1.2mm	M10	105mm

Part Number	Ref	Suit Hose Type	Part Number	Ref	Suit Hose Type	Part Number	Ref	Suit Hose Type	
Adjustment Range			Adjustment Range			Adjustment Range			
TTBY17-19P	1		TTBY52-55P	2	32 MM-SD	TTBY104-112P	3		
TTBY18-20P			TTBY54-57P			TTBY108-116P			
TTBY20-22P			TTBY56-59P			TTBY113-121P			
TTBY21-23P			TTBY58-61P			TTBY117-125P			
TTBY23-25P			TTBY60-63P			TTBY122-130P			
TTBY24-26P			TTBY62-65P			TTBY126-134P			
TTBY26-28P			TTBY64-67P			TTBY131-139P			
TTBY27-29P			TTBY66-70P			TTBY140-148P			
TTBY29-31P			12 MM-SD			TTBY68-73P			TTBY149-161P
TTBY30-33P			2						TTBY71-76P
TTBY32-35P	TTBY74-79P	TTBY175-187P							
TTBY34-37P	16 MM-SD	TTBY77-82P		TTBY188-200P					
TTBY36-39P	TTBY80-85P	TTBY201-213P							
TTBY38-41P	TTBY83-88P	TTBY214-226P							
TTBY40-43P	20 MM-SD	TTBY86-91P		TTBY227-239P					
TTBY42-45P	TTBY89-94P	TTBY240-252P							
TTBY44-47P	TTBY92-97P	TTBY253-265P							
TTBY46-49P	24 MM-SD	TTBY95-100P		TTBY266-278P					
TTBY48-51P	TTBY98-103P	TTBY279-291P							
TTBY50-53P	TTBY101-107P	TTBY292-304P							

NB: MM-SD = MultiMaster™ SD Megaflex® hose

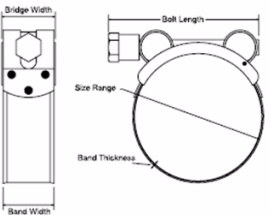
T-Bolt Clamps

TTBS Series - All Stainless Steel, Heavy Duty

- For heavy duty applications where large tightening forces are required
- All 300 series stainless steel for corrosion protection
- Rolled edge to prevent hose damage
- Solid trunnions with hex head bolt
- Superior sealing - tighter seals at lower bolt torques
- Extra solid construction
- Australian made



Technical Specifications



Series	TTBS (T-Bolt Clamp)
Band	304 Stainless Steel
Bridge	304 Stainless Steel
Bolt	High Tensile 316 Stainless Steel
Trunnion	300 Series Stainless
Collar	300 Series Stainless

Dimensions - Band and Bolt

Ref.	Band Width	Bridge Width	Band Thickness	Bolt	Bolt Length
1	16mm	18mm	0.7mm	M5	40mm
2	20mm	22mm	0.7mm	M6	55mm
3	24mm	27mm	1.0mm	M8	80mm
4	26mm	29mm	1.2mm	M10	105mm

Part Number	Ref	Suit Hose Type	Part Number	Ref	Suit Hose Type	Part Number	Ref	Suit Hose Type
Adjustment Range			Adjustment Range			Adjustment Range		
TTBS17-19P	1		TTBS52-55P	2	32 MM-SD	TTBS104-112P	3	
TTBS18-20P			TTBS54-57P			TTBS108-116P		
TTBS20-22P			TTBS56-59P			TTBS113-121P		
TTBS21-23P			TTBS58-61P			TTBS117-125P		
TTBS23-25P			TTBS60-63P			TTBS122-130P		
TTBS24-26P			TTBS62-65P			TTBS126-134P		
TTBS26-28P			TTBS64-67P			TTBS131-139P		
TTBS27-29P			TTBS66-70P			TTBS140-148P		
TTBS29-31P			TTBS68-73P			TTBS149-161P		
TTBS30-33P			12 MM-SD			TTBS71-76P		
TTBS32-35P		TTBS74-79P	TTBS175-187P					
TTBS34-37P	16 MM-SD	TTBS77-82P	TTBS188-200P					
TTBS36-39P		TTBS80-85P	TTBS201-213P					
TTBS38-41P		TTBS83-88P	TTBS214-226P					
TTBS40-43P	20 MM-SD	TTBS86-91P	TTBS227-239P					
TTBS42-45P		TTBS89-94P	TTBS240-252P					
TTBS44-47P		TTBS92-97P	TTBS253-265P					
TTBS46-49P	24 MM-SD	TTBS95-100P	TTBS266-278P					
TTBS48-51P		TTBS98-103P	TTBS279-291P					
TTBS50-53P		TTBS101-107P	TTBS292-304P					

NB: MM-SD = MultiMaster™ SD Megaflex® hose

Perforated Band Clamps

MH (Micro) & HS (Regular) Series - Part Stainless Steel

- For automotive and general purpose use
- 301 stainless steel band
- Built to SAE J1508 standard
- Low free torque for ease of installation
- Flexible band for superior sealing. Conforms to hose
- High strength for reliable sealing
- Australian made



Technical Specifications

Part No. MH004 – MH048

Series	MH (Micro Clamp)
Band	301 Stainless Steel
Housing	Mild Steel
Screw	Carbon Steel Zinc Plated (Hex Head)

Part No. HS006 – HS270

Series	HS (Regular Clamp)
Band	301 Stainless Steel
Housing	Stainless Steel*
Screw	Carbon Steel Zinc Plated (Hex Head)

* Some sizes are manufactured using carbon steel zinc plated housing

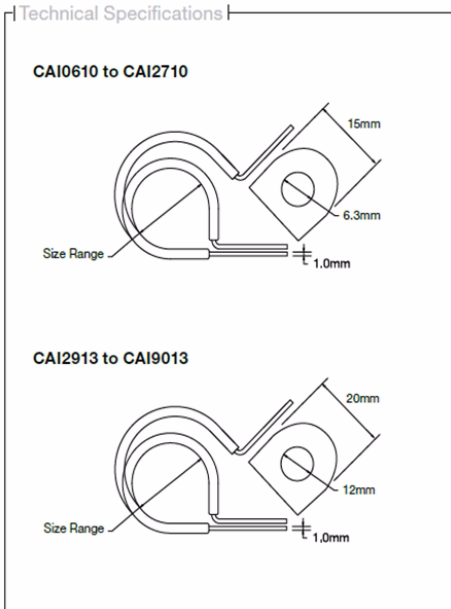
MH Range (Micro Clamp)	
Part Number	Range (mm)
MH004	6-16
MH005	11-18
MH006	11-22
MH008	13-25
MH010	14-27
MH012	17-32
MH016	18-38
MH020	22-45
MH024	33-51
MH028	40-57
MH032	46-64
MH036	52-70
MH040	59-76
MH048	65-89

HS Range (Regular Clamps)			
Part Number	Range (mm)	Part Number	Range (mm)
HS006	11-22	HS060	84-108
HS008	13-25	HS064	90-114
HS010	14-27	HS072	103-127
HS012	18-32	HS080	117-140
HS016	21-38	HS084	125-146
HS020	21-44	HS088	106-152
HS024	27-51	HS096	115-165
HS028	33-57	HS104	133-178
HS032	40-64	HS116	146-197
HS036	46-70	HS120	159-206
HS040	52-76	HS128	175-217
HS044	59-83	HS136	181-225
HS048	65-89	HS152	206-251
HS052	71-95	HS164	222-273
HS056	78-102	HS188	260-311

CAI Series

Vinyl Coated Clamps

- For use in holding pipes, hoses, tubing, cables etc
- Coated mild steel
- Ideal for automotive, plumbing, construction, marine, industrial electrical, power equipment, lawn and garden applications

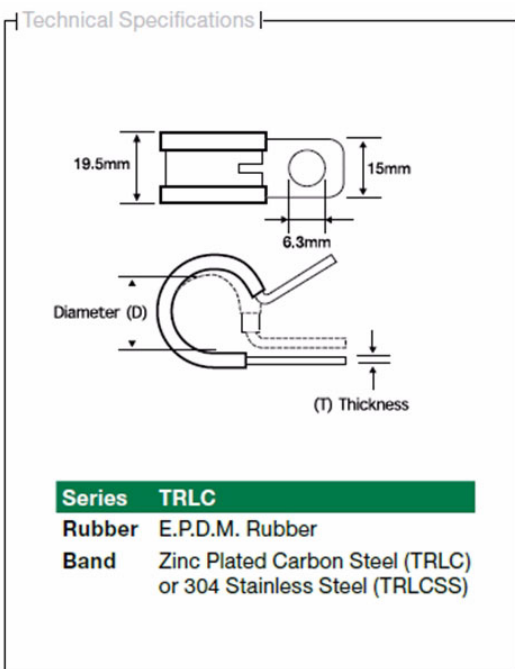


Part Number	Range mm	Part Number	Range mm
CAI0610P	15mm wide 6.3mm hole	CAI2913P	20mm wide 12mm hole
CAI0810P		CAI3013P	
CAI1010P		CAI3213P	
CAI1110P		CAI3313P	
CAI1310P		CAI3813P	
CAI1410P		CAI4013P	
CAI1610P		CAI4413P	
CAI1810P		CAI4613P	
CAI1910P		CAI5113P	
CAI2110P		CAI5213P	
CAI2410P		CAI5713P	
CAI2510P		CAI6413P	
CAI2710P		CAI6713P	
		CAI7013P	
	CAI7313P		
	CAI9013P		

TRLC Series

Rubber Lined Clamps

- For pipes, cables, groups of cables, hoses etc
- Zinc plated carbon steel band (304 stainless steel available)
- On closing band adapts itself easily to the dimensions and shape required
- Excellent impact and vibration absorption



Part Number	Thickness mm	Part Number	Thickness mm
TRLC6P	0.8	TRLC32P	1.3
TRLC8P		TRLC33P	
TRLC10P		TRLC35P	
TRLC11P		TRLC37P	
TRLC13P		TRLC38P	
TRLC14P	1.0	TRLC39P	
TRLC16P		TRLC42P	
TRLC18P		TRLC44P	
TRLC19P		TRLC47P	
TRLC21P		TRLC51P	
TRLC22P		TRLC54P	
TRLC25P		TRLC60P	
TRLC27P	1.3	TRLC64P	
TRLC29P		TRLC74P	
TRLC30P		TRLC110P	

Contents

Part No.....	Description	Page
CRIMPERS		
CS116/HV	Nominal 1" 2-wire (3/4" 4-wire) Swage Head.....	6.2
CS116/HV Die Sets & Optional Accessories.....		6.2
Power Sources	18V Power Pack	6.3
	28V Power Pack	6.3
	240V Power Pack	6.3
	Air Hydraulic Pump	6.3
	Hydraulic Hand Pump	6.3
CS132/xxx	Nominal 1-1/4" 4-wire (2" 2-wire) Swage Press	6.4
CS150/xxx	Nominal 2" 4-wire (3"2-wire) Swage Press	6.4
CS350/xxx	Nominal 2" 6-wire Swage Press	6.5
Die Sets & Die Set Packs		6.5
Accessories		6.6
CUT OFF SAWS		6.7
HEAT SEAL UNIT		6.7
Heat Shrink Caps.....		6.7

CS116/HV - Nom. 1" Swage Head

A precision 1" nominal swage press for the production of hose assemblies of all types. The CS116 Swage Press is designed to be compact and portable. Great for those remote or difficult locations. Make your assemblies where and when you want with the options of hand pump, air over oil, 240VAC or battery power source. CS116/HV is a swage head only and not supplied with a power source.



- 1" 2-wire hydraulic hose capacity
- 3/4" 4-wire hydraulic hose capacity
- Colour coded easy slide-in dies
- Compact and portable 27kg
- Horizontal feed
- Carry handles
- Standard swaging range 16mm to 44mm diameter
- Extended swaging range 6.5mm to 16mm diameter

Note: Machine capacity may vary depending on hose/coupling make.
Power source and accessories sold separately to Swage Head

Swage Head	Accessories					
	Die Set* (7 Sets)	Change Tool	Hand Pump	Air/Hyd	240VAC	Battery
CS116/HV	CS25ESDS	CS25EQCT	SHS-700	SAP-1000	SPM-1000	XC1202ME

*16-40mm dies only

See data sheets for more information on accessory options and machine specifications.

CS116/HV - Die Sets and Optional Accessories

Standard Range	Optional Die Sets
CS25E-16 (16mm)	CS25E-8 (8mm)
CS25E-19 (19mm)	CS25E-10 (10mm)
CS25E-22 (22mm)	CS25E-12 (12mm)
CS25E-26 (26mm)	CS25E-14 (14mm)
CS25E-30 (30mm)	
CS25E-35 (35mm)	
CS25E-40 (40mm)	



CS25E-xx
Die sets supplied in easy to store Quick Change containers



PVVM-38NPT-M
Screw-on coupling (male) purposely designed for hydraulic jacking



PVVM-1/38NPT-F
Screw-on coupling (female) purposely designed for hydraulic jacking



CS25EQCT
Quick Change Tool for CS116/HV Swage Head

POWER SOURCES

SPM-P5 - 18V Power Pack

Flexibility, Compact, Mobile Power
Where and when needed

- 700 bar oil pressure
- 6.4kg (without battery)

See data sheet for more information



XC1202ME - 28V Power Pack

Portability, Speed & Safety

- 700 bar oil pressure
- Lightweight design
- Powerful 1/2 horsepower motor

See data sheet for more information



SPM-1000 - 240V Power Pack

Portable and compact workshop solution

- 700 bar oil pressure
- 17.5kg (without hose)
- 2.6L tank

See data sheet for more information



SAP-1000 - Air Hydraulic Pump

Economical workshop power solution

- 700 bar oil pressure
- 1L reservoir capacity
- 6.6kg

See data sheet for more information



SHS-700 - Hydraulic Hand Pump

Mobile, Economical & Reliable

- 700 bar oil pressure
- Bypass valve
- 0.7L reservoir capacity
- 8kg

See data sheet for more information



CS132/xxx - Nom. 1-1/4" Swage Press

A precision 1-1/4" nominal swage press for the production of hose assemblies of all types.

The CS132 range is of a design with a large aperture enabling optional die sets to 2" hose of light construction.

Die sets used are those of a popular European "pin" design.

- 1-1/4" 4-wire hydraulic hose capacity
- 2" 2-wire hydraulic hose capacity
- Pin type dies with colour coding
- Large aperture
- Automatic motor control
- Standard swaging range 16mm to 55mm diameter finished swage
- Extended swaging range 6.5mm to 74mm diameter finished swage
- Power options 12 or 24VDC and 220 or 400VAC
- UL and CE approvals



Note: Machine capacity may vary depending on hose/coupling make
Accessories sold separately to Swage Press

Swage Head	Power	Accessories						
		Die Set* (9 Sets)	Change Tool	Die Rack	Access Rail	Stand	Foot Pedal	Depth Stop
CS132/12M	12VDC	CS32SDS	CS32QCT	CS32-DUPLO	CSAR	-	-	-
CS132/24M	24VDC							
CS132/220M/LITE	220VAC			CS32QCR	-	CS32-CAPRI	CSFP	CS132DS
CS132/400M	400VAC							

*16-53mm dies only

See data sheets for more information on accessory options and machine specifications.

CS150/xxx - Nom. 2" Swage Press

A precision 2" nominal swage press for the production of hose assemblies of all types.

The CS150 range is of a design with a large aperture enabling optional die sets to 3" hose of light construction.

Die sets used are those of a popular European "pin" design.

- 2" 4-wire hydraulic hose capacity
- 3" 2-wire hydraulic hose capacity
- Pin type dies with colour coding
- Large aperture
- Automatic motor control
- Standard swaging range 16mm to 78mm diameter finished swage
- Extended swaging range 6.5mm to 100mm diameter finished swage
- Power options 12 or 24VDC and 220 or 400VAC
- UL and CE approvals



Note: Machine capacity may vary depending on hose/coupling make
Accessories sold separately to Swage Press

Swage Head	Power	Accessories						
		Die Set* (11 Sets)	Change Tool	Die Rack	Access Rail	Stand	Foot Pedal	Depth Stop
CS150/12M	12VDC	CS50SDS	CS50QCT	CS50-DUPLO	CSAR	-	-	-
CS150/24M	24VDC							
CS150/220M/LITE	220VAC			CS50QCR	-	CS50-CAPRI	CSFP	CS150DS
CS150/400M	400VAC							

*16-69mm dies only

See data sheets for more information on accessory options and machine specifications.

CS350/xxx - Nom. 2" Swage Press

A precision 2" nominal swage press for the production of hose assemblies of all types.

The CS350 range is of a design with a large aperture enabling easy insertion and removal of swept bent hose couplings.

Die sets used are those of a popular European "pin" design.

- 2" 6-wire hydraulic hose capacity
- Shoe cluster auto indexing, self lubrication
- Slide type dies with colour coding
- Large aperture
- Reverse head design for strength and safety
- Standard swaging range 16mm to 78mm diameter
- Extended swaging range 6.5mm to 100mm diameter
- Power options 12 or 24VDC and 220 or 400VAC
- UL and CE approvals



Note: Machine capacity may vary depending on hose/coupling make
Accessories sold separately to Swage Press

Swage Head	Power	Accessories						
		Die Set* (11 Sets)	Change Tool	Die Rack	Access Rail	Stand	Foot Pedal	Depth Stop
CS350/12M	12VDC	CS50ESDS	CS50EQCT	CS50-DUPLO	CSAR	-	-	-
CS350/24M	24VDC			CS50EQCR	-	CS50-CAPRI	CSFP	CS350DS
CS350/220M/LITE	220VAC							
CS350/400M	400VAC							

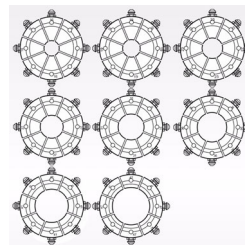
*16-69mm dies only

See data sheets for more information on accessory options and machine specifications.

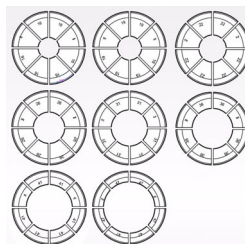
Accessories - Die Sets & Die Set Packs

- Pin type dies (32-16 = 1-1/4" swage press and 16mm pin die)
- Easy slide dies (50E-16 = 2" swage press and 16mm slide die)
- Colour coding is only available in the Standard Die Set range

Die Options	CS116/HV Part #	CS132 Part #	CS150 Part #	CS350 Part #
Individual Die Sets	CS25E-6.5	32-6.5	50-6.5	50E-6.5
	CS25E-8	32-8	50-8	50E-8
	CS25E-10	32-10	50-10	50E-10
	CS25E-12	32-12	50-12	50E-12
	CS25E-14	32-14	50-14	50E-14
Standard Die Set Pack	CS253SDS	CS32SDS	CS50SDS	CS50ESDS
	CS25E-16	32-16	50-16	50E-16
	CS25E-19	32-19	50-19	50E-19
	CS25E-22	32-23	50-22	50E-22
	CS25E-26	32-27	50-26	50E-26
	CS25E-30	32-31	50-31	50E-31
	CS25E-35	32-36	50-36	50E-36
	CS25E-40	32-41	50-41	50E-41
Individual Die Sets		32-47	50-47	50E-47
		32-53	50-53	50E-53
		32-60	50-60	50E-60
		32-67	50-69	50E-68
			50-76	50E-76
			50-84	50E-82
			59-90	
Special Build		32-XX	50-XX	50E-XX




Quick Change Tool
CS32QCT
CS50QCT



Quick Change Tool
CS32EQCT
CS50EQCT



Accessory	Machine	Part Number
Quick Change Tool	CS116	CS25EQCT
For all models	CS132	CS32QCT
	CS150	CS50QCT
	CS350	CS50EQCT
Quick Change Rack	CS132	CS32QCR
Fits into Adjustable Stand	CS150	CS50QCR
For all 240/400VAC models QCT supplied with rack	CS250	CS50EQCR
Mobile Quick Change Rack	CS132	CS32DUPLO
Fits onto Access Rail	CS150	CS50DUPLO
For 12/24VDC models	CS350	CS50EDUPLO
Access Rail	CS132	CSAR
For 12/24VDC models	CS150	CSAR
Foot Pedal	CS132	CSFP
For 240/400VAC models	CS150	CSFP
	CS350	CSFP
Height Adjustable Stand	CS132	CS-CAPRI
For 240/400VAC models	CS150	CS-CAPRI
	CS350	CS-CAPRI




Cut Off Saw

A powerful 1-1/4" nominal hose saw for the production of hose assemblies of all types. Designed specifically for shop installation and mobile hose trucks.

The blades used are for cutting, rather than grinding, designed to ensure the least amount of debris is created.

- 1-1/4" 4-wire hydraulic hose capability
- 2" 2-wire hydraulic hose capability
- Operation counter
- Improved safety features and guards
- Lift point
- Power options 12 or 24VDC and 220 or 400VAC

Note: Machine capacity may vary depending on hose make



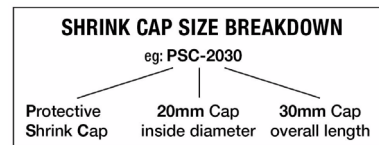
Cut-Off Saw	Part #	Weight kg	Blade RPM	Electrics
12VDC	SCOS-250-12VDC	36	5000 to 1000	12VDC / 300A / 1.6kW
24VDC	SCOS-250-24VDC	36		24VDC / 150A / 2.2kW
240VAC	SCOS-250-240VAC	55	2880 (50Hz) to 3450 (60Hz)	240VAC / 15
415VAC	SCOS-250-415VAC	52		415VAC / 20

Heat Seal Unit (P/N SC1250)

Designed specifically for sealing tear-away protective shrink caps onto hydraulic hose and tube assemblies.

Promote clean system integrity by minimising the ingress of contamination in assemblies while in transit, storage and installation.

- Up to 1-1/4" hydraulic hose capacity
- Adjustable timer
- Visual warning light
- Cooldown mode
- Auto cut off timer
- Use with PSC (Plastic Shrink Caps)



Part Number	Description	ID mm	Length mm	Cover Size mm	JIC	BSP	ORFS	DKL	DKO	FL	FLH
PSC-2030	Shrink Cap 20 x 30mm Yellow	20	30	12-18	07, 09	04	-	12, 14, 16	14, 16	-	-
PSC-2840	Shrink Cap 28 x 40mm Yellow	28	40	22-26	12	06	09, 11	18, 22	18, 20	-	-
PSC-3140	Shrink Cap 31 x 40mm Yellow	31		24-29	14	08	13	22	22	08	-
PSC-3840	Shrink Cap 38 x 40mm Yellow	38		30-36	17	12	16	26, 30	24, 30	10	08
PSC-4650	Shrink Cap 46 x 50mm Yellow	46		34-44	21	16	19	36	-	12, 16	12
PSC-5260	Shrink Cap 52 x 60mm Yellow	52	60	41-50	-	20	23	45	36, 42	20	16
PSC-5860	Shrink Cap 58 x 60mm Yellow	58		49-56	26	24	27	-	52	-	20
PSC-6760	Shrink Cap 67 x 60mm Yellow	67		55-65	30	-	32	52	-	24	24
PSC-8060	Shrink Cap 80 x 60mm Yellow	80		64-78	40	40	-	-	-	32	32

Note: cap to thread suitabilities provided above are approximates and should be used as a guide only

Warranty

The Company warrants that the products sold by it shall be free from defects in either material or manufacture and will, provided written request to do so is made within 30 days after delivery, either repair or replace, at its option, items shown to the Company's satisfaction to have been defective at the time of delivery.

This warranty comprises the sole and entire warranty pertaining to the Company's products and other terms, conditions or warranties, including but not limited to merchantability and fitness for any particular purpose, whether expressed or implied, are hereby excluded to the fullest extent permitted by law.

No warranty is given on components made to other than the Company's design and is void on any product evidencing alteration from the Company's manufacturing specification.

The Company liability under any statutory provision is limited to the repair, replacement or provision of any equivalent product, at its option.

Except to the extent liability cannot by law be excluded or limited, the Company does not under any circumstances whatsoever accept liability for any contingent cost or consequential losses or any other liability whatsoever (except that under the above terms) which may in any way arise in the use of its products or any defect occurring in them.

Technical information has been prepared from actual test results and is considered reliable but no responsibility can be presumed for its accuracy under varied field conditions.

Child hose couplings are designed and manufactured to suit the nominated Gates or Child branded hose and are to be assembled strictly in accordance with instructions issued by the Company.

The use of non-specified hose or assembly other than to Company instructions may produce an unsatisfactory and hazardous product. Warranty is void in such instances and any liability, expressed or implied, is totally disclaimed.

The Company does not warrant the performance of weld-type adaptors, once welded (except by the Company, its servants or its selling agents). These welded products should be tested and proved fit for the use intended. Not testing, not proving, faulty fabrication or faulty welding may result in an unsatisfactory or even dangerous product.

Suggestions on application, installation and care of the product are offered by the Company only as a guide to best practice and do not add to or otherwise vary the terms of the warranty.

The Company's technical reference manuals provide dimensional and technical specifications to assist in the correct selection and application of Child and Gates products. Because of technological progress and product improvement, all design and dimensional data shown in this product guide is subject to change without notice.

Warranty & Returns

Southcott Pty Ltd warrants that goods supplied shall be of merchantable quality.

Southcott does not warrant that the goods are fit for a particular purpose and, except or unless otherwise stated herein, warranties relating to title, defects or conformity of the goods are expressly excluded.

Returns will be accepted only if prior arrangements have been made with Southcott and charges, including but not limited to re-stocking fees, may apply.

Any costs associated with the return of goods for the purpose of a warranty claim shall be the responsibility of the customer.

For full terms and conditions visit our website at www.southcott.com.au

While all care has been taken to ensure that information is true and correct at the time of publication, Southcott Pty Ltd gives no warranty or assurance and makes no representation as to the accuracy of any information or advice contained in the guide or that it is suitable for your intended application. Southcott accepts no liability for any errors or omissions and will not be held liable for any consequential damages.

BRANCH LOCATIONS



9

Office
Branches



5

Service
Workshops



6

Field
Services



3

Manufacturing
Facilities



www.southcott.com.au | ABN 27 007 870 662

